

# COMPLIES WITH: 2020 FBC 7 ED. ASCE 7-16

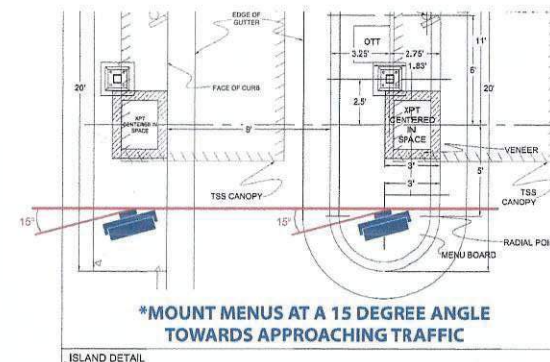
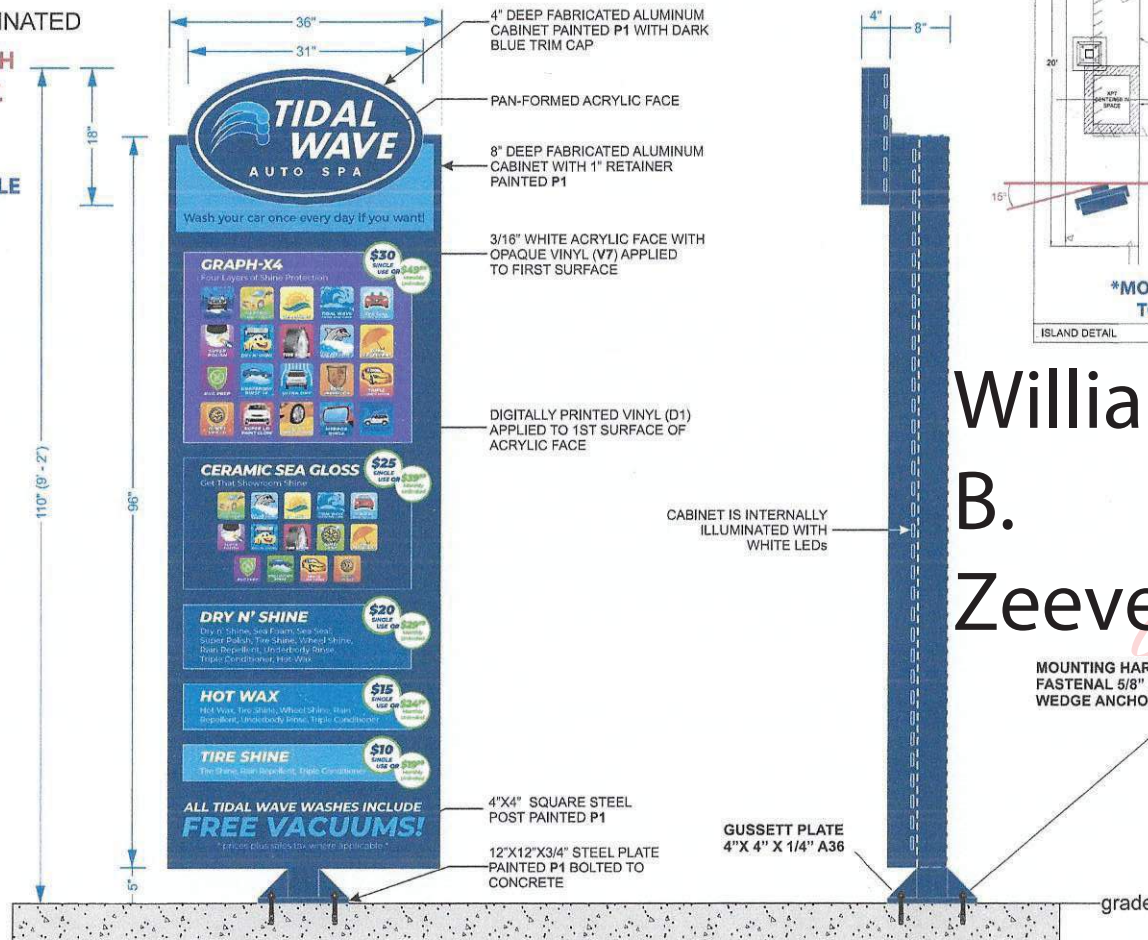
William B. Zeeveld, PE  
FL. Lic. #61169  
P.O. Box 2241  
Roswell, GA 30077-2241  
(828) 692-7681

SIGN TYPE C: MENUS  
SINGLE-SIDED, INTERNALLY ILLUMINATED  
QTY: 2

26.5 SQ. FT. EACH  
53 TOTAL SQ. FT.



\*MOUNT MENUS AT A 15 DEGREE ANGLE  
TOWARDS APPROACHING TRAFFIC



William B. Zeeveld

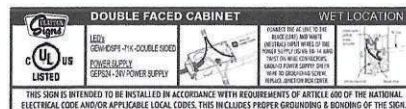
Digitally signed by William B. Zeeveld  
Date: 2022.08.23 17:03:44 -04'00'

MOUNTING HARDWARE:  
FASTENAL 5/8" X 6"  
WEDGE ANCHORS (X4)



P1 PAINT - MATCH PANTONE 281C

D1 DIGITALLY PRINTED TRANSLUCENT VINYL  
MATCH PANTONE 281C  
MATCH PANTONE 2985C  
MATCH PANTONE PROCESS BLUE  
MATCH PANTONE 368C



Pg. 6 FRONT ELEVATION  
Scale: 3/4"=1'

Pg. 6 SIDE PROFILE  
Scale: 3/4"=1'

V7 OPAQUE VINYL - MATCH PANTONE 281 C



DATE - 7.22.22  
SIGN TYPE  
EXTERIOR SIGN PACKAGE

CLIENT  
TIDAL WAVE  
3039 WEST US 90  
LAKE CITY, FL 32055

REVISIONS:  
REVISION # - DATE

DESIGNER RYAN M  
ACCOUNT REP. TODD WILLIS

SCALE: AS INDICATED  
DRAWING FILE NAME  
01 RM TIDAL WAVE 1 LAKE CITY FL  
TIDAL WAVE LAKE CITY FL SIGN PACKAGE -  
7.22.22 .CDR

DRAWING  
STATUS:



THIS DRAWING IS AN ORIGINAL UNPUBLISHED DESIGN CREATED BY CLAYTON SIGNS. IT IS NOT TO BE REPRODUCED, COPIED, OR TRANSMITTED IN ANY FORM OR BY ANY MEANS, ELECTRONIC OR MECHANICAL, INCLUDING PHOTOCOPYING, RECORDING, OR BY ANY INFORMATION STORAGE AND RETRIEVAL SYSTEM, WITHOUT THE WRITTEN PERMISSION FROM THE OWNER OF CLAYTON SIGNS. ANY SUCH VIOLATION MAY BE SUBJECT TO LEGAL ACTION AND COURT COSTS.

©2019 ALL RIGHTS RESERVED

PAGE  
6



ADDITIONAL SITE SIGNAGE  
TIDAL WAVE AUTO SPA  
3039 WEST US 90  
LAKE CITY, FL 32055

2/3

# FACE-LIT CHANNEL LETTERS SIGN

SIGN TYPE

CHANNEL LETTER WIND AREA, 25% OPEN =  $(15\frac{1}{2})(15.0)(.75) = 14.1 \text{ FT}^2$   
 LETTER SET + RACEWAY = 200# (EST.)  
 LETTERS AFFIXED TO RACEWAY AT FABRICATION SHOP OK  
 RACEWAY AFFIXED TO WALL USING 6 PAIRS  $3\frac{1}{8}" \times 2"$  EMBED REDHEAD LDT ANCHORS (OR EQUAL)  
 HORIZ. WIND PRESSURE (COMPRESSION) =  $14.1(45) = 635 \text{ #}$  SINCE SIGN AREA REPLACES  
 WALL AREA, THERE IS NO INCREASE OF WALL PRESSURE DUE TO WIND. OK  
 HORIZ. WIND PRESSURE (SUCTION) =  $14.1(100) = 1410 \text{ #}$  TENSION ON  $12-3\frac{1}{8}" \times 2"$  LDTs (REQ'D.)  
 ALLOW. TENSION ( $12-3\frac{1}{8}" \times 2"$  LDT) =  $12(373) = 4476 \text{ #} > 1410 \text{ #}$  REQ'D. OK  
 VERTICAL LOAD AT WALL = 200# = SHEAR ON  $12-3\frac{1}{8}" \times 2"$  LDTs (REQ'D.)  
 ALLOW. SHEAR ( $12-3\frac{1}{8}" \times 2"$  LDT) =  $12(759) = 9108 \text{ #} > 200 \text{ #}$  REQ'D. OK

# CAR WASH MENU

SIGN TYPE

STC.1, C.2

WIND PRESSURE =  $45 \text{ #/FT}^2$ SIGN:  $36" \text{ W} \times 81.9" \text{ H} = 26.25 \text{ FT}^2$ 

WT. = 300# (EST.)

BEND. MT. AT TOP OF CONCRETE =  $26.25(45)(6.0) = 7088 \text{ FT#}$  (REQ'D.)SIGN POLE: HSS SQ. STEEL  $4" \times 4" \times \frac{1}{4}"$  WALL, A36, SEC. MOD. =  $3.90 \text{ in}^3$ ALLOW. BEND. MT. =  $36000 \times 3.90 / 12 = 11700 \text{ FT#} > 7088 \text{ FT#}$  REQ'D. OKBASE RATE:  $12" \times 12" \times \frac{3}{4}"$ , A36, SEC. MOD. =  $\frac{12(75)}{6} = 1.25 \text{ in}^3$ GUSSET PLATES (4):  $4" \times 4" \times \frac{3}{8}"$ , A36, SEC. MOD. (2) =  $2 \left[ \frac{375(4.6)}{6} \right] = 2,000 \text{ in}^3$  }  $3.125 \text{ in}^3$ ALLOW. BEND. MT. =  $36000 \times 3.125 / 12 = 9375 \text{ FT#} > 7088 \text{ FT#}$  REQ'D. OKANCHOR BOLTS: 4- $3\frac{1}{2}" \times 6"$  EMBED WEDGE ANCHORS @  $8"$  C.T.O.G.,  $4000 \text{ #/in}^2$  CONCRETE  
 TENSION =  $7088 / \frac{1}{12} = 10632 \text{ #}$  ON 2 ANCHORS (REQ'D.)  $11812 / 2 = 5906 \text{ #/ANCHOR}$ ALLOW. TENSION/ANCHOR =  $8705(.77) = 6702 \text{ #/ANCHOR} > 5906 \text{ #}$  REQ'D. OKWIND PRESSURE =  $26.25(45) = 1182 \text{ #}$  = SHEAR ON 4- $3\frac{1}{2}"$  ANCHORS (REQ'D.)ALLOW. SHEAR/ANCHOR =  $23760(.61) = 14493 \text{ #/ANCHOR}$ TOTAL ALLOW. SHEAR (4- $3\frac{1}{2}"$  ANCHORS) =  $4(14493) = 57972 \text{ #} > 1182 \text{ #}$  REQ'D. OK

SIGN TYPED DUMPSTER DOOR PANELS.  
OK AS DRAWN

COMPLIES WITH:  
2020 FBC 7 ED.  
ASCE 7-16

William B. Zeeveld, PE  
 FL. Lic. #61169  
 P.O. Box 2241  
 Roswell, GA 30077-2241  
 (828) 692-7681

William  
B.  
Zeevel  
d

Digitally signed  
 by William B.  
 Zeeveld  
 Date:  
 2022.08.23  
 17:04:21 -04'00'



# COMPLIES WITH: 2020 FBC 7 ED. ASCE 7-16


William B. Zeeveld, PE  
FL. Lic. #61169  
P.O. Box 2241  
Roswell, GA 30077-2241  
(828) 692-7681

William B.  
Zeeveld

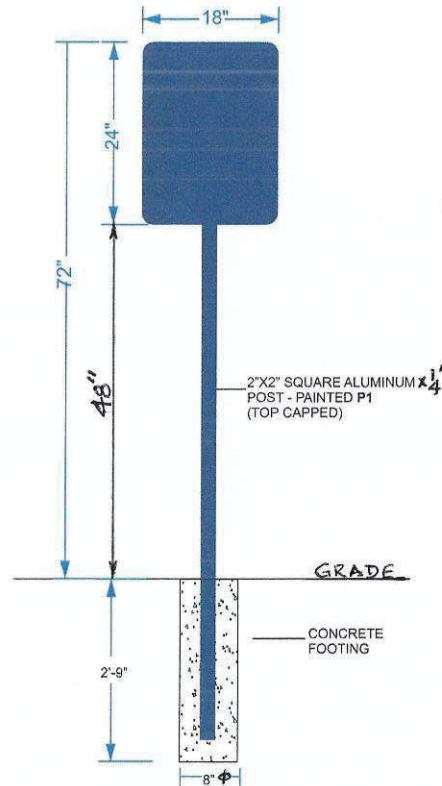
Digitally signed by  
William B. Zeeveld  
Date: 2022.08.23  
17:14:08 -04'00'

SIGN TYPE F: DIRECTIONAL POST & PANEL SIGNS  
QTY: 6

3 SQ. FT. EACH  
18 TOTAL SQ. FT.





Pg. 7  
a FRONT VIEW  
Scale: 1 1/2" = 1'



Pg. 7  
b MOUNTING DETAIL  
Scale: 3/4" = 1'

SIGN TYPE F: DIRECTIONAL POST & PANEL SIGNS  
MESSAGE SCHEDULE



SINGLE FACED

P1 PAINT - MATCH PANTONE 281C

V1 VINYL - AVERY 700-101-0 WHITE



5198 NORTH LAKE DRIVE  
LAKE CITY, GA 30260  
404-361-3800  
FAX 404-361-7038  
WWW.CLAYTONSIGNS.COM

DATE - 7.22.22

SIGN TYPE  
EXTERIOR SIGN PACKAGE

CLIENT  
TIDAL WAVE  
3039 WEST US 90  
LAKE CITY, FL 32055

REVISIONS:  
REVISION # - DATE

DESIGNER RYAN M  
ACCOUNT REP TODD WILLIS

SCALE: AS INDICATED

DRAWING FILE NAME  
01: RM TIDAL WAVE \ LAKE CITY FL  
TIDAL WAVE LAKE CITY FL SIGN PACKAGE -  
7.22.22 .CDR

DRAWING  
STATUS:



THIS DRAWING IS AN ORIGINAL, UNPUBLISHED  
DESIGN CREATED BY CLAYTON SIGNS, INC. IT IS  
NOT TO BE REPRODUCED, CHANGED, OR  
DISTRIBUTED IN ANY MANNER WITHOUT THE  
WRITTEN PERMISSION FROM THE OWNER OF  
CLAYTON SIGNS, INC. ANY SUCH ACTIONS MAY BE  
SUBJECT TO LEGAL ACTION IN A COURT OF LAW.  
© 2019 ALL RIGHTS RESERVED

PAGE  
9

# ADDITIONAL SITE SIGNAGE

## TIDAL WAVE AUTO SPA

3039 WEST US 90  
LAKE CITY, FL 32055

3/3

### ENTRANCE DIRECTIONAL SIGN

SIGN TYPE E 36" OAH ENTRANCE 2 Posts

SIGN: 24" W X 18" H AREA = 3.0 FT<sup>2</sup>

WIND PRESSURE = 45#/FT<sup>2</sup>

WT = 20# (EST)

BEND. MT. AT GRADE = 3.0(45)(2.5) = 338 FT# ON 2 POSTS.

BEND. MT/POST = 338/2 = 169 FT#/POST (REQ'D)

POST: ALUM. TUBE 2" X 2" X 1/4" WALL, SEC. MOD. = .747 in<sup>3</sup>

ALLOW. BEND. MT = 15000 X  $\frac{.747}{12}$  = 933 FT# > 169 FT# REQ'D. OK

AUGERED CONCRETE FOOTING: 10" X 14" DEEP / POST

CONCRETE FOOTING WT =  $\pi (\frac{10}{2})^2 (1.5)(150) = 176\#$

SOIL RESIST. PRESSURE =  $\pi (1.5)(1.5)(200) = 942\#$

DIRECT BURIAL  
CONCRETE = 3000#/in<sup>3</sup>

OVERTURNING RESIST. MT. (DL+WT) =  $(176 + \frac{20}{2})(\frac{10}{2}) = 93\text{ FT#}$

OVERTURNING RESIST. MT. (SOIL) =  $(942)(\frac{1.5}{3}) = 471\text{ FT#}$

TOTAL = 564 FT# > 169 FT# REQ'D. OK

### DIRECTIONAL SIGNS ST F.1, F.2, F.3, F.4, F.5, F.6.

WIND PRESSURE = 45#/FT<sup>2</sup>

SIGN TYPE F 72" OAH DIRECTIONAL - 1 POST

SIGN: 18" W X 24" H AREA = 3.0 FT<sup>2</sup> WT = 20# (EST)

BEND. MT. AT GRADE = 3.0(45)(45) = 675 FT# (REQ'D)

POST: ALUM. TUBE 2" X 2" X 1/4" WALL, SEC. MOD. = .747 in<sup>3</sup>

ALLOW. BEND. MT = 15000 X  $\frac{.747}{12}$  = 933 FT# > 675 FT# REQ'D. OK

AUGERED CONCRETE FOOTING: 8" X 24" DEEP

CONCRETE FOOTING WT =  $\pi (\frac{8}{2})^2 (2.75)(150) = 144\#$

SOIL RESIST. PRESSURE =  $\pi (.67)(2.75)(200) = 1152\#$

DIRECT BURIAL  
CONCRETE = 3000#/in<sup>3</sup>

OVERTURNING RESIST. MT (DL+WT) =  $(144 + 20)(\frac{8}{2}) = 51\text{ FT#}$

OVERTURNING RESIST. MT (SOIL) =  $(1152)(\frac{2.75}{3}) = 1056\text{ FT#}$

TOTAL = 1107 FT# > 675 FT# REQ'D. OK

### MARKETING SIGNS

STG

OK AS DRAWN.

COMPLIES WITH:  
2020 FBC 7 ED.  
ASCE 7-16

William B. Zeeveld, PE  
FL Lic. #61169  
P.O. Box 2241  
Roswell, GA 30077-2241  
(828) 692-7681

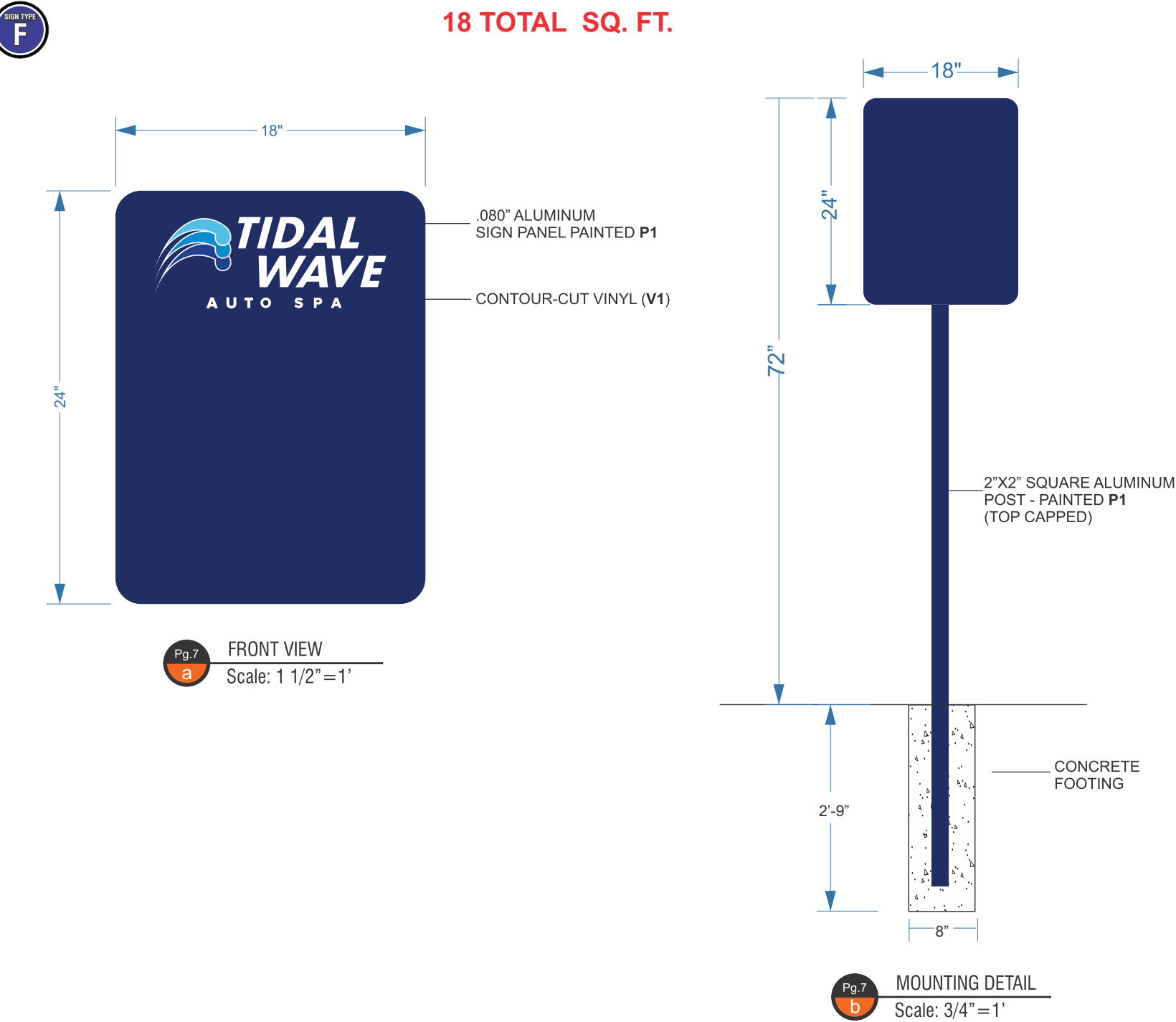
William  
B.  
Zeeveld

Digitally signed  
by William B.  
Zeeveld  
Date:  
2022.08.23  
17:14:52 -04'00'



SIGN TYPE F: DIRECTIONAL POST & PANEL SIGNS  
QTY: 6

3 SQ. FT. EACH  
18 TOTAL SQ. FT.



SIGN TYPE F: DIRECTIONAL POST & PANEL SIGNS  
MESSAGE SCHEDULE



5198 NORTH LAKE DRIVE  
LAKE CITY, GA 30260  
404-361-3800  
FAX 404-361-7038  
WWW.CLAYTONSIGNS.COM

DATE - 7.22.22  
SIGN TYPE  
EXTERIOR SIGN PACKAGE

CLIENT  
TIDAL WAVE  
3039 WEST US 90  
LAKE CITY, FL 32055

REVISIONS:  
REVISION # - DATE

DESIGNER RYAN M  
ACCOUNT REP TODD WILLIS

SCALE: AS INDICATED  
DRAWING FILE NAME  
O:\RM\ TIDAL WAVE \ LAKE CITY FL  
TIDAL WAVE LAKE CITY FL SIGN PACKAGE -  
7.22.22 .CDR

DRAWING  
STATUS:



THIS DRAWING IS AN ORIGINAL, UNPUBLISHED  
DESIGN CREATED BY CLAYTON SIGNS, INC. IT IS  
NOT TO BE REPRODUCED, CHANGED, OR  
EXHIBITED TO ANYONE OUTSIDE OF YOUR  
COMPANY IN WHOLE OR IN PART WITHOUT  
WRITTEN PERMISSION FROM THE OWNER OF  
CLAYTON SIGNS, INC. ANY SUCH ACTIONS MAY BE  
SUBJECT TO LEGAL ACTION IN A COURT OF LAW.  
©2019 ALL RIGHTS RESERVED

# COMPLIES WITH: 2020 FBC 7 ED. ASCE 7-16

William B. Zeeveld, PE  
FL. Lic. #61169  
P.O. Box 2241  
Roswell, GA 30077-2241  
(828) 692-7681

SIGN TYPE G: MARKETING SIGNS / DIGITAL PRINT ON 3/8" FLUTED PLASTIC ON SPRING FRAME  
QTY: 1 EACH



QTY. 1



Double Sided

QTY. 1



Double Sided

QTY. 1



Double Sided

QTY. 1



Double Sided

28"

QTY. 1



\*Black Outline Represents Finished Sign in Frame

QTY. 2

74.75"



GATE ARM SIGNS AT CAR WASH ENTRANCE

PORTABLE SPRING  
INTERNAL ADVERTISING  
SIGNS



5198 NORTH LAKE DRIVE  
LAKE CITY, GA 30260  
404-361-3800  
FAX 404-361-7038  
WWW.CLAYTONSIGNS.COM

DATE - 7.22.22  
SIGN TYPE  
EXTERIOR SIGN PACKAGE

CLIENT  
TIDAL WAVE  
3039 WEST US 90  
LAKE CITY, FL 32055

REVISIONS:  
REVISION # - DATE

DESIGNER RYAN M  
ACCOUNT REP. TODD WILLIS

SCALE: AS INDICATED  
DRAWING FILE NAME  
03\_RVA TIDAL WAVE 1 LAKE CITY FL  
TIDAL WAVE LAKE CITY FL SIGN PACKAGE -  
7.22.22 .CDR

DRAWING  
STATUS:



THIS DRAWING IS AN ORIGINAL, UNPUBLISHED  
DESIGN CREATED BY CLAYTON SIGNS, INC. IT IS  
NOT TO BE REPRODUCED, CHANGED, OR  
TRANSMITTED IN ANY FORM OR BY ANY  
MEANS, ELECTRONIC OR MECHANICAL, INCLUDING  
PHOTOCOPYING, RECORDING, OR BY ANY  
INFORMATION STORAGE AND RETRIEVAL SYSTEM,  
WITHOUT PERMISSION IN WRITING FROM CLAYTON  
SIGNS, INC. ANY VIOLATIONS MAY BE  
SUBJECT TO LEGAL ACTION IN A COURT OF LAW.  
© 2019 ALL RIGHTS RESERVED

PAGE  
10



SIGN TYPE G: MARKETING SIGNS / DIGITAL PRINT ON 3/8" FLUTED PLASTIC ON SPRING FRAME  
QTY: 1 EACH



QTY. 1



Double Sided

QTY. 1



Double Sided

QTY. 1



Double Sided

QTY. 1



Double Sided

QTY. 1



\*Black Outline Represents Finished Sign in Frame

QTY. 2



GATE ARM SIGNS AT CAR WASH ENTRANCE

PORTABLE SPRING  
INTERNAL ADVERTISING  
SIGNS



5198 NORTH LAKE DRIVE  
LAKE CITY, GA 30260  
404-361-3800  
FAX 404-361-7038  
WWW.CLAYTONSIGNS.COM

DATE - 7.22.22  
SIGN TYPE  
EXTERIOR SIGN PACKAGE

CLIENT  
TIDAL WAVE  
3039 WEST US 90  
LAKE CITY, FL 32055

REVISIONS:  
REVISION # - DATE

DESIGNER RYAN M  
ACCOUNT REP. TODD WILLIS

SCALE: AS INDICATED  
DRAWING FILE NAME  
O:\RM\TIDAL WAVE\LAKE CITY FL  
TIDAL WAVE LAKE CITY FL SIGN PACKAGE -  
7.22.22 .CDR

DRAWING  
STATUS:



THIS DRAWING IS AN ORIGINAL, UNPUBLISHED  
DESIGN CREATED BY CLAYTON SIGNS, INC. IT IS  
NOT TO BE REPRODUCED, CHANGED, OR  
EXHIBITED TO ANYONE OUTSIDE OF YOUR  
COMPANY IN WHOLE OR IN PART WITHOUT  
WRITTEN PERMISSION FROM THE OWNER OF  
CLAYTON SIGNS, INC. ANY SUCH ACTIONS MAY BE  
SUBJECT TO LEGAL ACTION IN A COURT OF LAW.  
©2019 ALL RIGHTS RESERVED



**COMPLIES WITH:  
2020 FBC 7 ED.  
ASCE 7-16**

**William B. Zeeveld, PE  
FL. Lic. #61169  
P.O. Box 2241  
Roswell, GA 30077-2241  
(828) 692-7681**

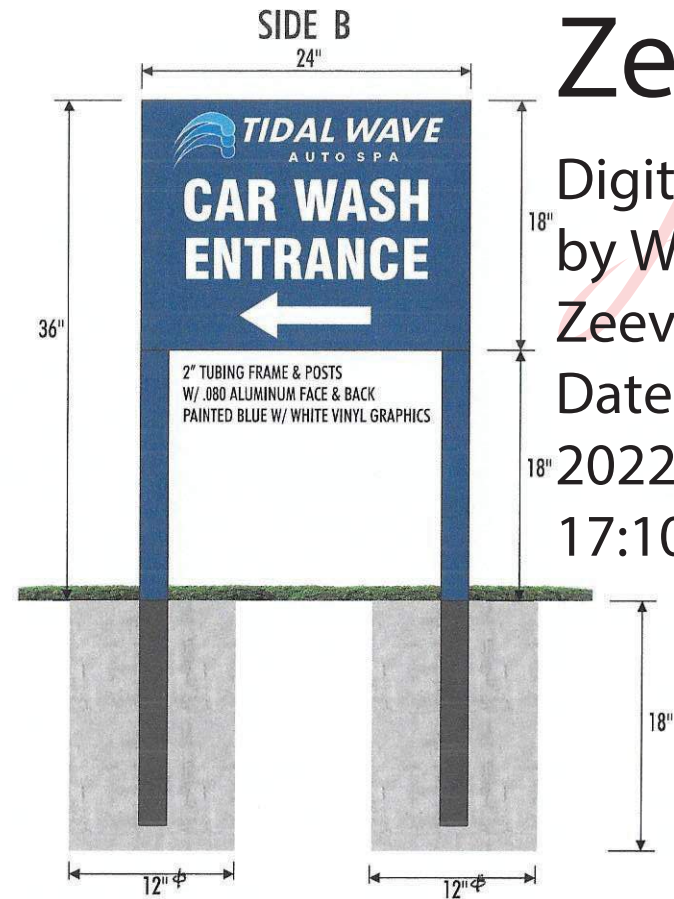
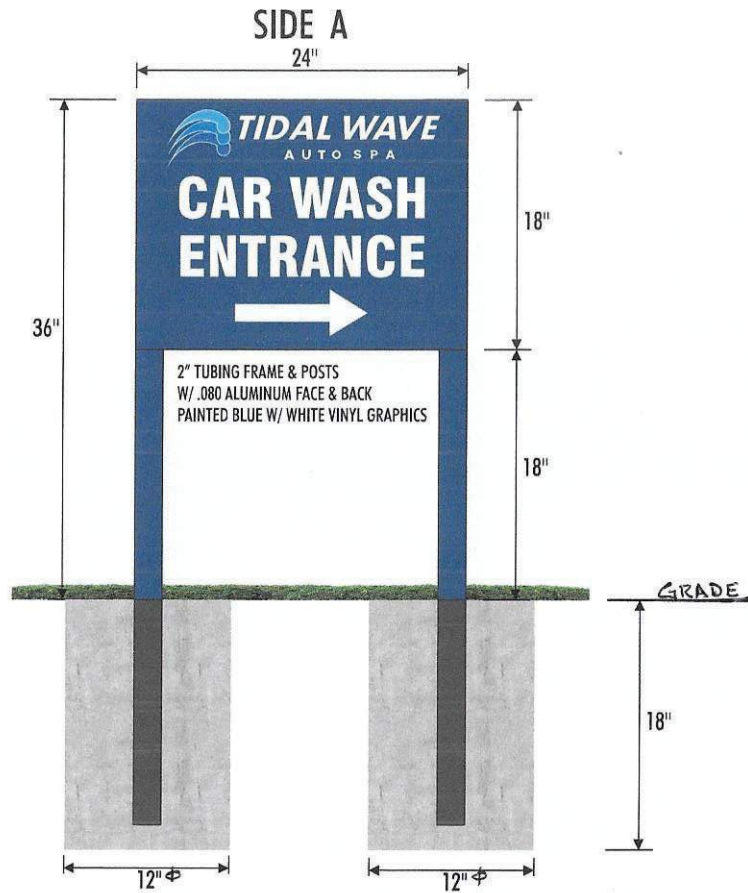
**William  
B.  
Zeeveld**

Digitally signed  
by William B. Zeeveld

Date:  
2022.08.23  
17:10:18 -04'00'

SIGN TYPE E: DOUBLE FACED ENTRANCE SIGN  
QTY: 1

3 SQ. FT. EACH





# ADDITIONAL SITE SIGNAGE

## TIDAL WAVE AUTO SPA

3039 WEST US 90  
LAKE CITY, FL 32055

3/3

### ENTRANCE DIRECTIONAL SIGN

SIGN TYPE E 36" OAH ENTRANCE 2 POSTS

SIGN: 24" W X 18" H AREA = 3.0 FT<sup>2</sup>WIND PRESSURE = 45<sup>PSF</sup>W<sub>E</sub> = 20<sup>PSF</sup> (EST.)BEND. MT. AT GRADE = 3.0(45)(2.5) = 338 FT<sup>2</sup> ON 2 POSTS.BEND. MT./POST = 338/2 = 169 FT<sup>2</sup>/POST (REQ'D.)POST: ALUM. TUBE 2" X 2" X 1/4" WALL, SEC. MOD. = .747 in<sup>3</sup>ALLOW. BEND. MT. = 15000 X  $\frac{.747}{12}$  = 933 FT<sup>2</sup> > 169 FT<sup>2</sup> REQ'D. OK

AUGERED CONCRETE FOOTING: 10" Ø X 1'6" DEEP / POST

CONCRETE FOOTING W<sub>E</sub> =  $\pi (\frac{10}{2})^2 (1.5)(150) = 176$ SOIL RESIST. PRESSURE =  $\pi (L_d) (L_s) (200) = 942$ OVERTURNING RESIST. MT. (DL+WT) =  $(176 + \frac{176}{2})(\frac{1.5}{2}) = 93$  FT<sup>2</sup>OVERTURNING RESIST. MT. (SOIL) =  $(942)(\frac{1.5}{3}) = 471$  FT<sup>2</sup>TOTAL = 564 FT<sup>2</sup> > 169 FT<sup>2</sup> REQ'D. OKDIRECT BURIAL  
CONCRETE = 3000<sup>PSF</sup>/in<sup>2</sup>

### DIRECTIONAL SIGNS ST F.1, F.2, F.3, F.4, F.5, F.6

WIND PRESSURE = 45<sup>PSF</sup>

SIGN TYPE F 72" OAH DIRECTIONAL - 1 POST

SIGN: 18" W X 24" H AREA = 3.0 FT<sup>2</sup>W<sub>E</sub> = 20<sup>PSF</sup> (EST.)BEND. MT. AT GRADE = 3.0(45)(45) = 675 FT<sup>2</sup> (REQ'D.)POST: ALUM. TUBE 2" X 2" X 1/4" WALL, SEC. MOD. = .747 in<sup>3</sup>ALLOW. BEND. MT. = 15000 X  $\frac{.747}{12}$  = 933 FT<sup>2</sup> > 675 FT<sup>2</sup> REQ'D. OK

AUGERED CONCRETE FOOTING: 8" Ø X 2'6" DEEP

CONCRETE FOOTING W<sub>E</sub> =  $\pi (\frac{8}{2})^2 (2.75)(150) = 144$ SOIL RESIST. PRESSURE =  $\pi (.67) (2.75) (200) = 1152$ OVERTURNING RESIST. MT. (DL+WT) =  $(144 + 20)(\frac{.67}{2}) = 51$  FT<sup>2</sup>OVERTURNING RESIST. MT. (SOIL) =  $(1152)(\frac{2.75}{3}) = 1056$  FT<sup>2</sup>TOTAL = 1107 FT<sup>2</sup> > 675 FT<sup>2</sup> REQ'D. OKDIRECT BURIAL  
CONCRETE = 3000<sup>PSF</sup>/in<sup>2</sup>

### MARKETING SIGNS

STG

OK AS DRAWN.

COMPLIES WITH:  
2020 FBC 7 ED.  
ASCE 7-16

William B. Zeeveld, PE  
FL. Lic. #61169  
P.O. Box 2241  
Roswell, GA 30077-2241  
(828) 692-7681

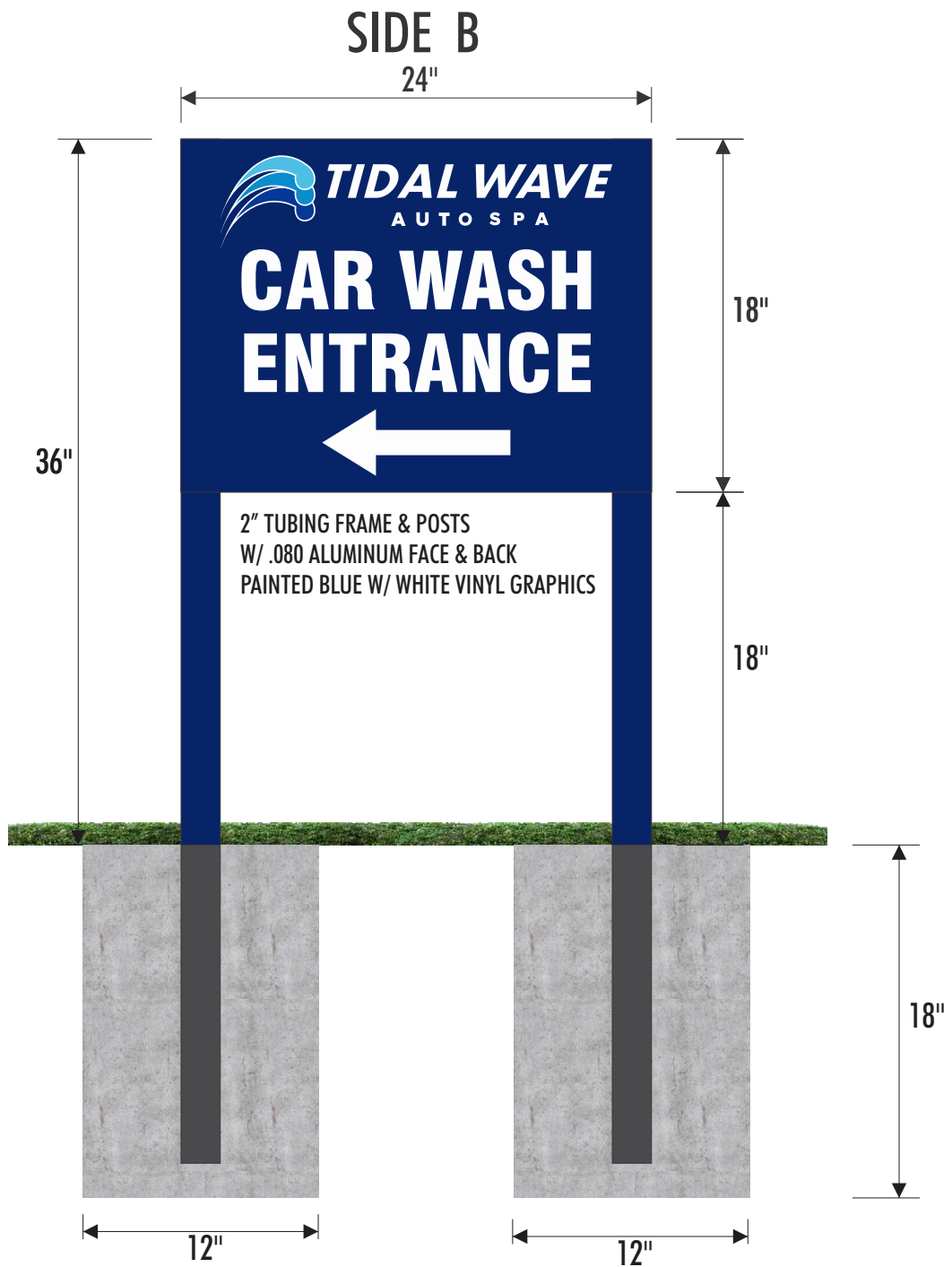
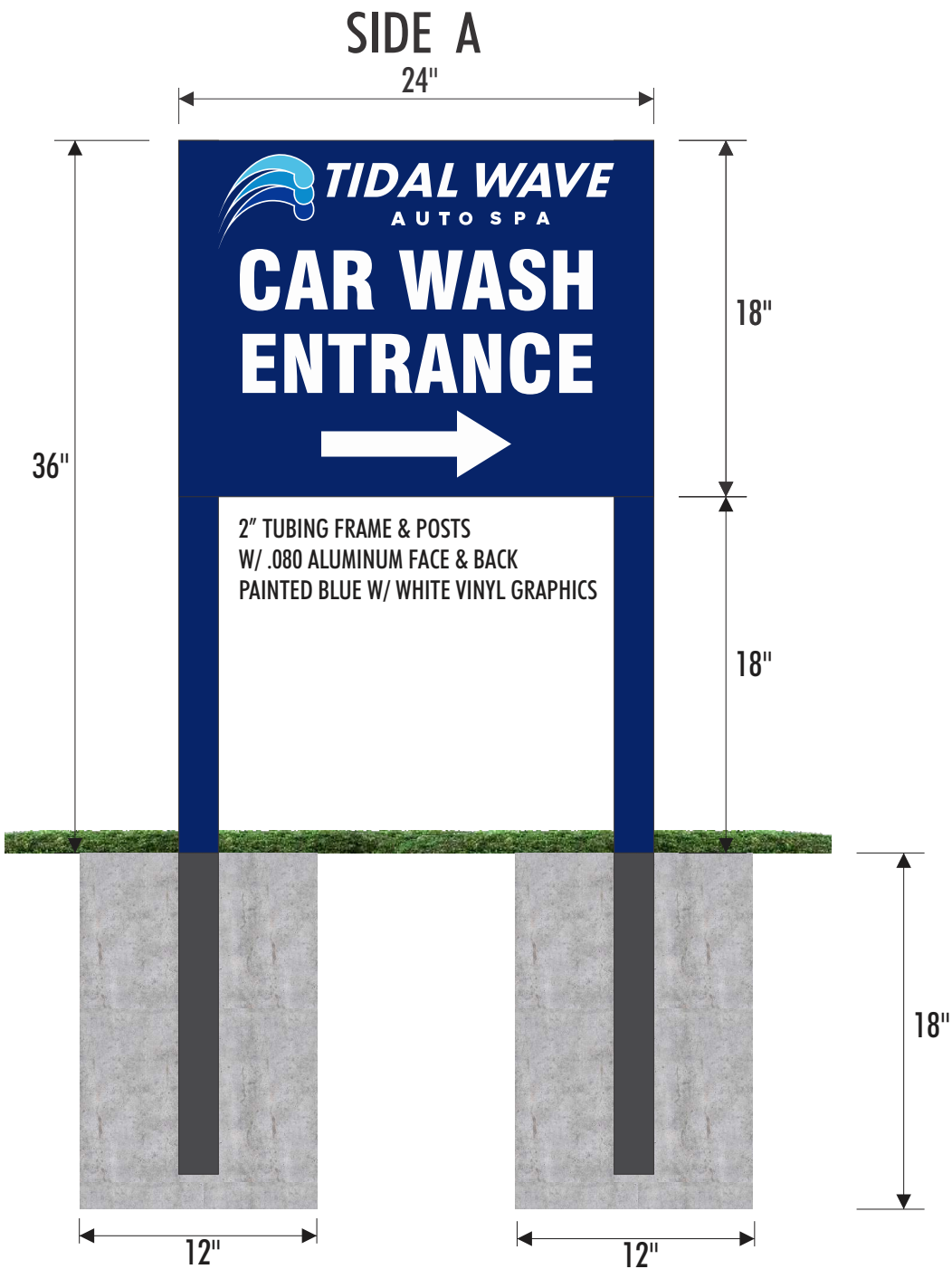
William  
B.  
Zeeveld

Digitally signed  
by William B.  
Zeeveld  
Date:  
2022.08.23  
17:10:55 -04'00'



SIGN TYPE E: DOUBLE FACED ENTRANCE SIGN  
QTY: 1

3 SQ. FT. EACH



5198 NORTH LAKE DRIVE  
LAKE CITY, GA 30260  
404-361-3800  
FAX 404-361-7038  
WWW.CLAYTONSIGNS.COM

DATE - 7.22.22  
SIGN TYPE  
EXTERIOR SIGN PACKAGE

CLIENT  
TIDAL WAVE  
3039 WEST US 90  
LAKE CITY, FL 32055

REVISIONS:  
REVISION # - DATE

DESIGNER RYAN M  
ACCOUNT REP TODD WILLIS

SCALE: AS INDICATED  
DRAWING FILE NAME  
O:\RM\ TIDAL WAVE \ LAKE CITY FL  
TIDAL WAVE LAKE CITY FL SIGN PACKAGE -  
7.22.22 .CDR

DRAWING  
STATUS:



THIS DRAWING IS AN ORIGINAL, UNPUBLISHED  
DESIGN CREATED BY CLAYTON SIGNS, INC. IT IS  
NOT TO BE REPRODUCED, CHANGED, OR  
EXHIBITED TO ANYONE OUTSIDE OF YOUR  
COMPANY IN WHOLE OR IN PART WITHOUT  
WRITTEN PERMISSION FROM THE OWNER OF  
CLAYTON SIGNS, INC. ANY SUCH ACTIONS MAY BE  
SUBJECT TO LEGAL ACTION IN A COURT OF LAW.  
©2019 ALL RIGHTS RESERVED

PAGE  
8



SIGN TYPE C: MENUS  
SINGLE-SIDED, INTERNALLY ILLUMINATED  
QTY: 2



26.5 SQ. FT. EACH  
53 TOTAL SQ. FT.

\*MOUNT MENUS AT A 15 DEGREE ANGLE  
TOWARDS APPROACHING TRAFFIC

- P1** PAINT - MATCH PANTONE 281C
- D1** DIGITALLY PRINTED TRANSLUCENT VINYL
- MATCH PANTONE 281C
  - MATCH PANTONE 2985C
  - MATCH PANTONE PROCESS BLUE
  - MATCH PANTONE 368C

DOUBLE FACED CABINET

LED's  
GEWINDSP8-71K-DOUBLE SIDED


POWER SUPPLY  
GEPS24-24V POWER SUPPLY

WET LOCATION

CONNECT THE AC LINE TO THE BLACK (LINE) AND WHITE (NEUTRAL) INPUT WIRES OF THE POWER SUPPLY USING 18-14 AWG TWIST ON WIRE CONNECTORS. GROUND POWER SUPPLY GREEN WIRE TO GROUNDING SCREW. REPLACE JUNCTION BOX COVER.

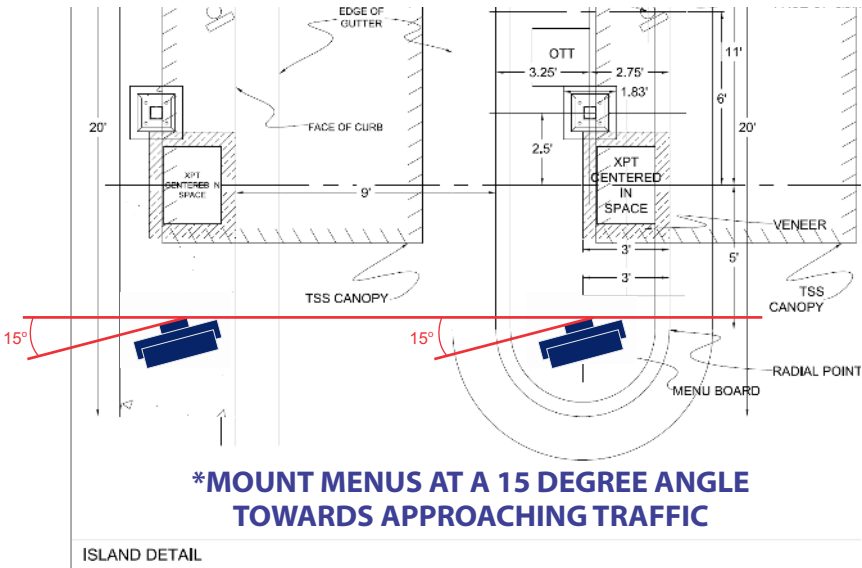
THIS SIGN IS INTENDED TO BE INSTALLED IN ACCORDANCE WITH REQUIREMENTS OF ARTICLE 600 OF THE NATIONAL ELECTRICAL CODE AND/OR APPLICABLE LOCAL CODES. THIS INCLUDES PROPER GROUNDING & BONDING OF THE SIGN.

**V7** OPAQUE VINYL - MATCH PANTONE 281 C



Pg.6  
a FRONT ELEVATION  
Scale: 3/4" = 1'

Pg.6  
b SIDE PROFILE  
Scale: 3/4" = 1'



MOUNTING HARDWARE:  
FASTENAL 5/8" X 6"  
WEDGE ANCHORS (X4)



grade



5198 NORTH LAKE DRIVE  
LAKE CITY, GA 30260  
404-361-3800  
FAX 404-361-7038  
WWW.CLAYTONSIGNS.COM

DATE - 7.22.22  
SIGN TYPE  
EXTERIOR SIGN PACKAGE

CLIENT  
TIDAL WAVE  
3039 WEST US 90  
LAKE CITY, FL 32055

REVISIONS:  
REVISION # - DATE

DESIGNER RYAN M  
ACCOUNT REP TODD WILLIS

SCALE: AS INDICATED  
DRAWING FILE NAME  
O:\RM\ TIDAL WAVE \ LAKE CITY FL  
TIDAL WAVE LAKE CITY FL SIGN PACKAGE -  
7.22.22 .CDR

DRAWING  
STATUS:



THIS DRAWING IS AN ORIGINAL, UNPUBLISHED  
DESIGN CREATED BY CLAYTON SIGNS, INC. IT IS  
NOT TO BE REPRODUCED, CHANGED, OR  
EXHIBITED TO ANYONE OUTSIDE OF YOUR  
COMPANY IN WHOLE OR IN PART WITHOUT  
WRITTEN PERMISSION FROM THE OWNER OF  
CLAYTON SIGNS, INC. ANY SUCH ACTIONS MAY BE  
SUBJECT TO LEGAL ACTION IN A COURT OF LAW.  
©2019 ALL RIGHTS RESERVED