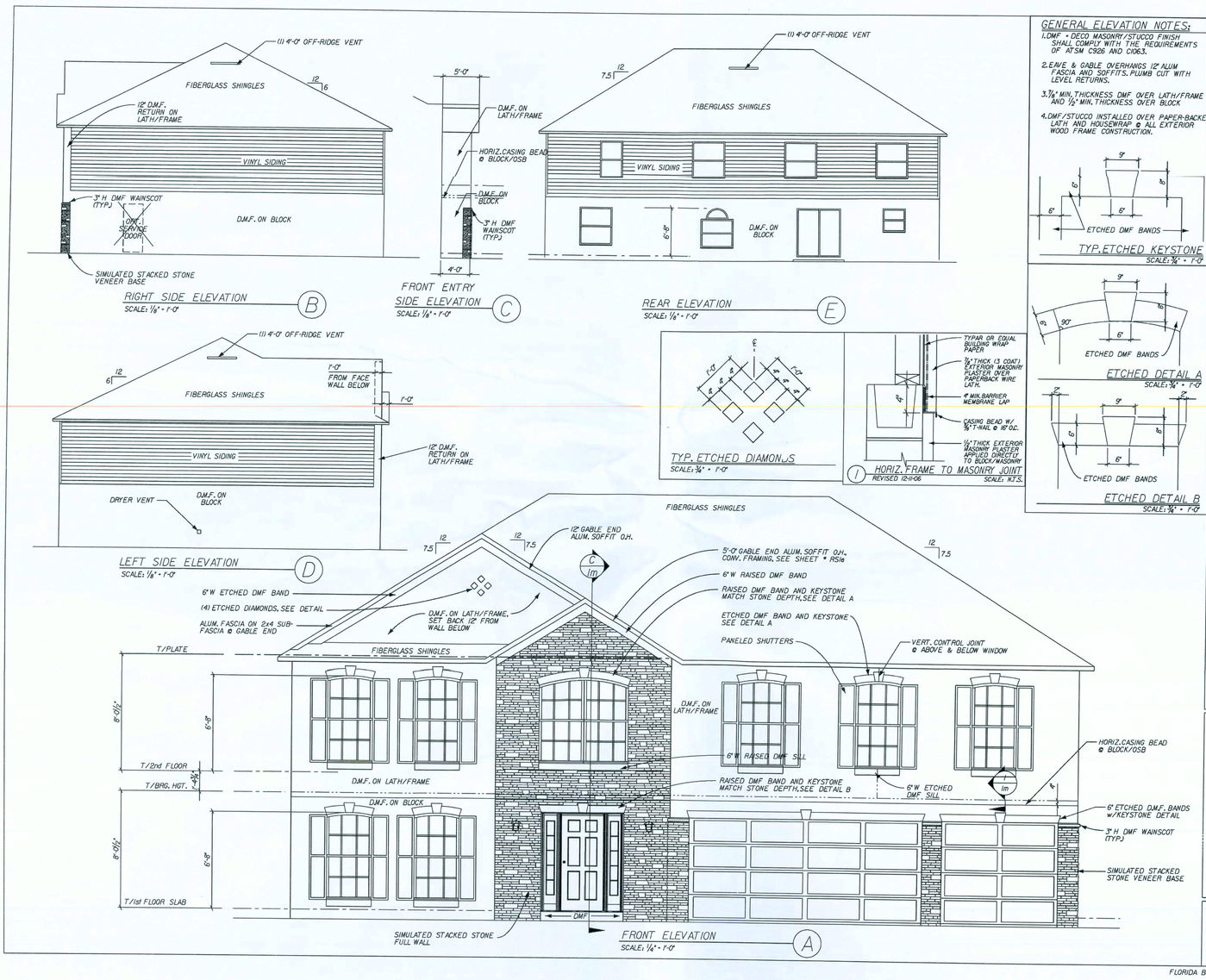

GENERAL ELEVATION NOTES:

1. DMF = DECO MASONRY/STUCCO FINISH SHALL COMPLY WITH THE REQUIREMENTS OF ATSM C926 AND C063.
2. E/W & GABLE OVERHANGS 12" ALUM. FASCIA AND SOFFITS. PLUMB CUT WITH LEVEL RETURNS.
3. 7/8" MIN. THICKNESS DMF OVER LATH/FRAME AND 1/2" MIN. THICKNESS OVER BLOCK
4. DMF/STUCCO INSTALLED OVER PAPER-BACKED LATH AND HOUSEWRAP @ ALL EXTERIOR WOOD FRAME CONSTRUCTION.

REVISED 01-05-06

REVISIONS:
06-12-06 ADD 12" STONE RETURNS
08-01-06 REV. STUCCO DETAIL
08-07-06 REV. STONE VENEER
11-10-06 RELEASE FOR PRODUCTION

Maronda Homes
4005 MARONDA WAY SANFORD, FLORIDA 1071 321-0064

AMERICANA | EXT. ELEVATIONS
CUMBERLAND
ELEVATION "M"
DRAWN BY: | GARAGE: RIGHT
RELEASE DATE: 04-04-06

Maronda Systems
4005 Maronda Way
Sanford, FL 32771
(407)321-0064

Tomas Ponce P.E.
License No. 0050068
OCT 10 2007

SHEET: 1m

PLOT DATE: 03 AUG 2007

FLORIDA BUILDING CODE 2004 : RESIDENTIAL

CUMBERLAND - M

FLORIDA DESIGN CRITERIA
REVISED 05-03-07

BUILDING DATA

FLORIDA BUILDING CODE 2004 : RESIDENTIAL, 2005 and 2006 SUPPLEMENT
FLORIDA BUILDING CODE 2004 : PLUMBING, 2005 and 2006 SUPPLEMENT
FLORIDA BUILDING CODE 2004 : MECHANICAL, 2005 and 2006 SUPPLEMENT
FLORIDA BUILDING CODE 2004 : FUEL GAS, 2005 and 2006 SUPPLEMENT

NATIONAL ELECTRICAL CODE 2005

STRUCTURAL DESIGN PARAMETERS: ASCE 7-2002 (PER FRC 2004 : SECTION R301.2.1.1)

CLASSIFICATION : 2

OCCUPANCY: RESIDENTIAL

BUILDING DESIGN: ENCLOSED

WIND SPEED: 125 MPH - 3 SECOND GUST (FRC 2004 : SECTION R301.2.1.3)

EXPOSURE: B

INTERNAL PRESSURE COEFFICIENT: GCpi = +/- 0.18

IMPORTANCE FACTOR: 1.0

NUMBER OF STORIES: TWO STORY

BUILDING MEAN ROOF HEIGHT: 25 FEET, MAX.

WOOD FRAMING INSPECTION
ALL PLUMBING, ELECTRICAL AND MECHANICAL ROUGH-INS MUST BE COMPLETE, INSPECTED AND APPROVED BEFORE REQUESTING THE FRAMING INSPECTION. (FRC 2004, SECTION R109.3)

TERMITE TREATMENT
THE BUILDING AND PATIO SLAB HAVE RECIEVED A COMPLETE TREATMENT [illegible] IS IN ACCORDANCE WITH THE RULES AND LAWS OF THE FLORIDA DEPARTMENT OF AGRICULTURE AND CONSUMER SERVICES. (FRC 2004, SECTION R320)

BORA CARE : TERMITE TREATMENT
THE BUILDING HAS RECIEVED A COMPLETE TREATMENT FOR THE PREVENTION OF SUBTERRANEAN TERMITES. THE TREATMENT IS IN ACCORDANCE WITH THE RULES AND LAWS OF THE FLORIDA DEPARTMENT OF AGRICULTURE AND CONSUMER SERVICES. (FRC 2004, SECTION R320.1.8)

EXTERIOR WINDOWS AND GLASS DOORS
EXTERIOR WINDOWS AND GLASS DOORS SHALL BE TESTED BY AN APPROVED INDEPENDENT TESTING LABORATORY, AND SHALL BE LABELED WITH AN APPROVED LABEL (FRC 2004, SECTION R613)

SEE MANUFACTURER'S DETAIL SHEETS FOR DESIGN CRITERIA AND INSTALLATION METHODS.

WINDBOURNE DEBRIS REGIONS
WINDOWS IN BUILDINGS LOCATED IN WIND-BOURNE DEBRIS REGIONS SHALL HAVE GLAZED OPENINGS PROTECTED FROM WIND-BOURNE DEBRIS. GLAZED OPENING PROTECTION FOR WIND-BORNE DEBRIS SHALL MEET THE REQUIREMENTS OF THE LARGE MISSILE TEST OF ASTM E 1996 AND OF ASTM E 1886, SSTD 12, ANSI/DASMA 115 (FOR GARAGE DOORS) OR TAS201, 202 AND 203. (FRC 2004, SECTION R301.2.1.2)

GEORGIA DESIGN CRITERIA
REVISED 12-07-06

BUILDING DATA

INTERNATIONAL RESIDENTIAL CODE 2006
INTERNATION PLUMBING CODE 2006
INTERNATIONAL MECHANICAL CODE 2006
INTERNATIONAL FUEL GAS CODE 2006

NATIONAL ELECTRICAL CODE 2005

STRUCTURAL DESIGN PARAMETERS: ASCE 7-2002 (SECTION R301.2.1.1)

CLASSIFICATION : 2

OCCUPANCY: RESIDENTIAL

BUILDING DESIGN: ENCLOSED

WIND SPEED: 125 MPH - 3 SECOND GUST (SECTION R301.2.1.3)

EXPOSURE: B

INTERNAL PRESSURE COEFFICIENT: GCpi = +/- 0.18

IMPORTANCE FACTOR: 1.0

NUMBER OF STORIES: TWO STORY

BUILDING MEAN ROOF HEIGHT: 25 FEET, MAX.

1TM00401

INDEX OF DRAWINGS : CUMM5-125R

SHEET NO.	TITLE	VIVACE FILE NAME
ARCHITECTURAL		
0	COVER SHEET	a_cumm-125r-000
1	EXTERIOR ELEVATIONS	a_cumm-125r-001
2	FOUNDATION PLAN	a_cumm-125r-002
3	FIRST FLOOR PLAN	a_cumm-125r-003
WL1	WINDOW & LINTEL SCHEDULE	a_cumm-125r-004
3A	INTERIOR ELEVATIONS AND DETAILS	a_cumm-125r-005
CSU	STANDARD BUILDING SECTIONS	a_cumm-125r-006
FDO	SECOND FLOOR FRAMING	a_cumm-125r-007
4	SECOND FLOOR PLAN	a_cumm-125r-008
WP2	WALL PANEL SHEET	a_cumm-125r-009
WP2J	WALL PANEL SHEET	a_cumm-125r-010
WP3	WALL PANEL SHEET	a_cumm-125r-011
TR1	ROOF TRUSS INFO	a_cumm-125r-012
RS1	ROOF SHEATHING	a_cumm-125r-013
ELECTRICAL		
E1J	ELECTRICAL FIRST FLOOR	e_cum-r-000
E1A	ELECTRICAL DETAILS / LOAD CALCS	e_cum-r-001
E1.2	ELECTRICAL SECOND FLOOR	e_cum-r-002
MECHANICAL		
H/A	HVAC REGISTER LAYOUT	m_cum-r-000
ISO-H	HVAC ISOMETRIC	m_cum-r-001
PLUMBING		
FP1	PLUMBING UNDERGROUND PLAN	p_cum-r-000
ISO-P	DWV PLUMBING ISOMETRIC	p_cum-r-001
ISO-W	CPVC WATER ISOMETRIC	p_cum-r-002
STANDARD DETAILS		
FTG	STANDARD DETAILS - FOOTINGS	s_cum-000
WS-S1	STANDARD DETAILS - WALL SECTION	s_cum-001
WS-S2	STANDARD DETAILS - WALL SECTION	s_cum-002
SD1	STANDARD DETAILS	s_cum-003
SDD	STANDARD DETAILS - DOORS	s_cum-004
SDW	STANDARD DETAILS - WINDOWS	s_cum-005
SDR	STANDARD DETAILS - ROOFS	s_cum-006
SDH	STANDARD DETAILS - HEATING	s_cum-007
STR	STANDARD DETAILS - STAIRS	s_cum-008

WOOD TRUSS

REVISIONS:
11-10-06 RELEASE FOR PRODUCTION
12-01-06 REV. CODE INFORMATION

1TM100401 ORA
4-1 TTM
CC

Maronda Homes
4005 MARONDA WAY SANFORD, FLORIDA 1071 321-0064

THIS STRUCTURE WAS DESIGNED IN ACCORDANCE WITH THE FLORIDA BUILDING CODE, REFER TO SECTION R301 OF THE INTERNATIONAL RESIDENTIAL CODE FOR THE INTERIOR 2005 SUPPLEMENT FOR 125 MPH, 3 SEC. GUST, EXPOSURE B, ENCLOSED, IMPORTANCE FACTOR 1.0, STRUCTURAL DESIGN PARAMETERS, ASCE 7-2002, ALL DIMENSIONS HAVE BEEN CHECKED AND ARE ACCURATE, ALL ELEVATIONS ARE ACCURATE.

AMERICANA | OVER SHEET
CUMBERLAND
ELEVATION "M"
DRAWN BY: | GARAGE: RIGHT | 125 MPH
RELEASE DATE: 03-28-06

Maronda Systems
4005 Maronda Way
Sanford, FL 32771
(407)321-0064

Tomas Ponce P.E.
License No. 0050068
OCT 10 2007

SHEET: 0m

PLOT DATE: 03 AUG 2007

FLORIDA BUILDING CODE 2004 : RESIDENTIAL

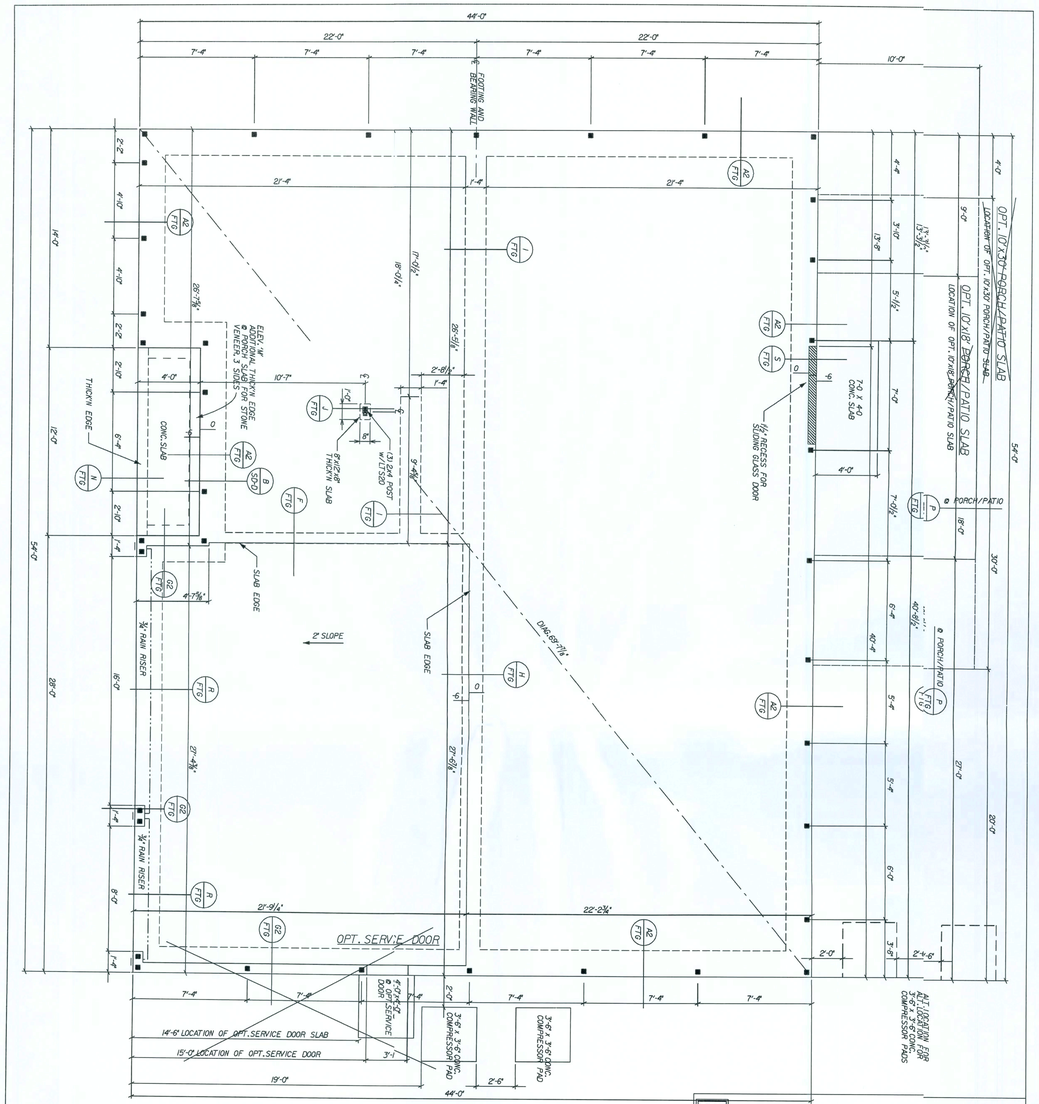

GENERAL FOUNDATION NOTES:

ALL FOOTING REBAR SHALL BE CONTINUOUS COVERAGE - U.N.O.

ALL VERTICAL REBAR DOWN REBAR DOWEL REBAR AND BOND BEAM REINFORCEMENT SHALL BE 5 BARS GRADE 40 STEEL

FOOTING SHALL BE EXCAVATED IN A STEP FASHION IF ANY FOOTING IS LOWER THAN A TWO (2) SIZES LARGER THAN THE PLUMBING PIPE.

■ - INDICATES FILLED CELL WITH #4 REBAR w/ 3000 psi CONCRETE SHALL BE 3'-3" MIN. CELLS W/ (1) #5 BAR GRADE 40 STEEL EXTENDED 24" BELOW TOP OF GROUTED CELL STACK.

ALL CONCRETE GROUTED CELLS FILLED w/ 3000 psi CONCRETE SHALL BE 3'-3" MIN. CELLS W/ (1) #5 BAR GRADE 40 STEEL EXTENDED 24" BELOW TOP OF GROUTED CELL STACK.

TYPICAL CONCRETE SLAB 3½" DEEP GAS OR WIRE OR FIBER MESH ON VISQUEEN OVER CLEAN COMPACTED GOOD 'uP' NON TERMITE TREATED FILL

SEE MYC GAS GRID FOR GAS PIPE LOCATIONS AND MECH. CHASES FOR DETAIL SHEET • FTG

SEE DRAWING • FPV FOR UNDERGROUND PLUMBING AND ELECTRICAL ROUGH LOCATIONS AND MECH. CHASES FOR

AMERICANA FOUNDATION PLAN

CUMBERLAND

DRAWN BY: -

GARAGE: RIGHT

RELEASE DATE: 09/01/04

125 MPH

Maronda Homes

(407) 321-0064 4005 MARONDA WAY SANFORD, FLORIDA

FLORIDA
THIS STRUCTURE WAS DESIGNED IN ACCORDANCE AND MEETS THE REQUIREMENTS OF SECTION R301 OF THE FLORIDA BUILDING CODE 2004 • RESIDENTIAL AND 2005 SUPPLEMENT FOR 125 MPH - 3 SEC. GUST, HLD. EXPOSURE B, ENCLOSED BUILDING. ALL CONNECTORS HAVE BEEN CHECKED TO WITHSTAND ALL APPLICABLE LOADS.

GEORGIA
THIS STRUCTURE WAS DESIGNED IN ACCORDANCE AND MEETS THE REQUIREMENTS OF SECTION R301 OF THE INTERNATIONAL RESIDENTIAL CODE 2006 • FOR 125 MPH - 3 SEC. GUST, HLD. EXPOSURE B, ENCLOSED BUILDING. ALL CONNECTORS HAVE BEEN CHECKED TO WITHSTAND ALL APPLICABLE LOADS.

REVISIONS :

02-13-06 REV. WOOD TRUSS FLOOR FRAMIG
04-20-06 REV. PER 'M' ELEVATION
04-24-06 REV. NOTE @ GARAGE DOOR
07-11-06 ADDED DOOR PAN DETAIL MARKER
08-07-06 REV. STONE LEDGE
12-07-06 REV. CODE INFORMATION

FLORIDA BUILDING CODE 2004 • RESIDENTIAL

PLOT DATE: 03 AUG 2007 | 11.53.16 | p:\1houses..05\cumberland\25\cum-125.D02

SHEET: 2

Tomas Pérez P.E.
License No. 0060068
OCT 10 2007

Maronda Systems
4005 Maronda Way
Sanford, FL 32771
(407)321-0064

IS DRAWING WAS PRINTED BY USING THE 'AMERICAN WINDOW SOFTWARE' AND HAS BEEN REVIEWED BY SE, DS, S1, MF, JS, TP, ED, DR, IT AND TT.

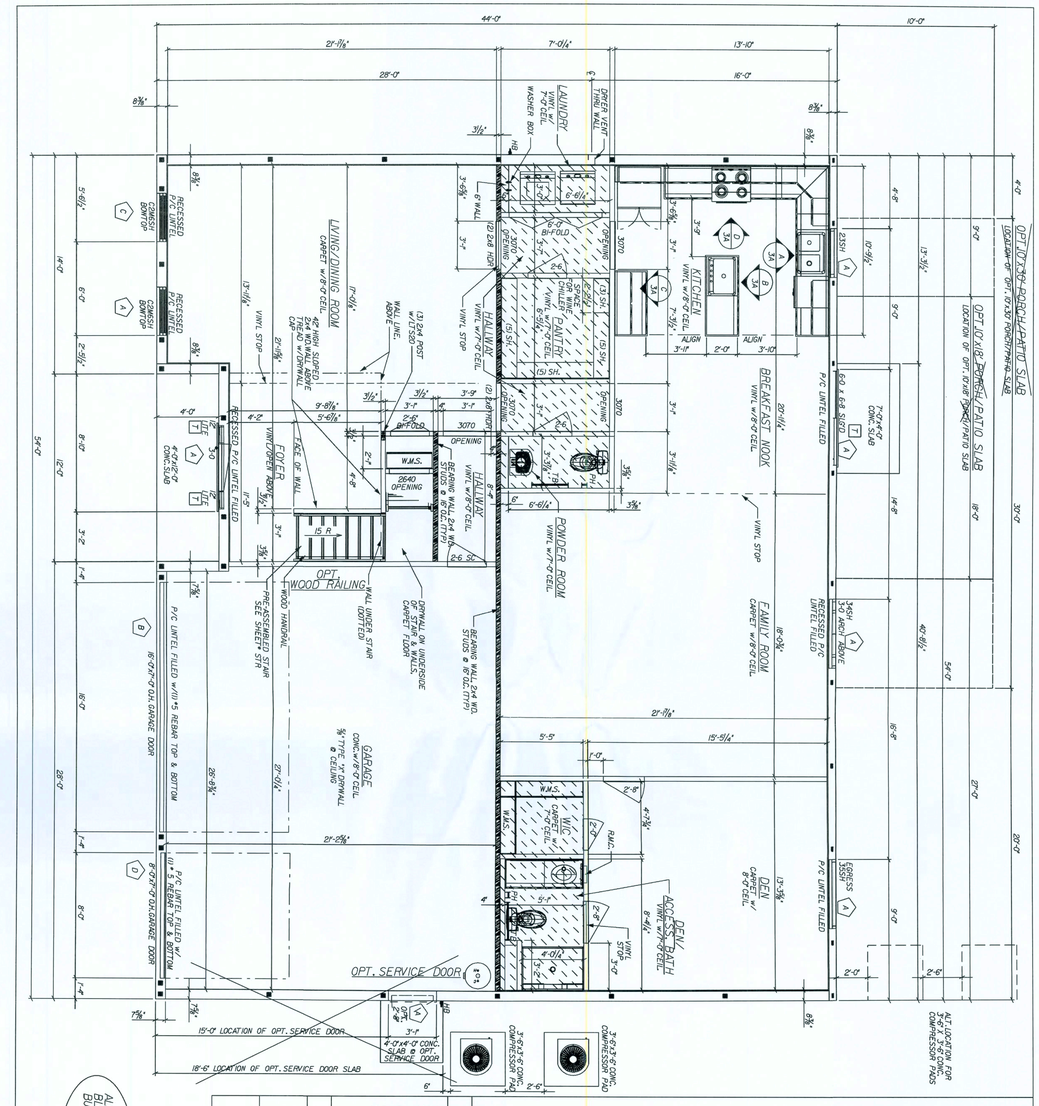

ALL SWING DOORS IN BLOCK USE 2x DOOR BUCK DETAIL D/SD-D

OPENING PRESSURES (PSF)

	A	B	C	D
	-29.15 / +30.55	-23.7 / +27.6	-28.6 / +37.7	-24.9 / +28.7

REVISED 02-09-05

SQUARE FOOTAGE:

1st FLOOR LIVING	1722 SQ. FT.
2nd FLOOR LIVING	2179 SQ. FT.
TOTAL LIVING	3901 SQ. FT.
GARAGE AREA	606 SQ. FT.
COVERED ENTRY	48 SQ. FT.
TOTAL AREA	4555 SQ. FT.

REVISED 10-11-06

GENERAL FIRST FLOOR NOTES:

ALL EXTERIOR WALLS SHALL BE CONSTRUCTED 5½" x 3½" CONC. BLOCK w/ 1½" FURRING, STRAPS IN A/C AREA, 101 AL WIDTH - 8¾"

EXTERIOR GROUND WALLS TO BE 7½" CONCRETE BLOCK w/ 1½" FURRING. STRAPS IN A/C AREA, 101 AL WIDTH - 8¾"

EXTERIOR GROUND DIMENSIONS ARE TO OPENINGS.

INTERIOR GROUND BEARING WALL TO BE 2x4 WOOD FRAME WALLS w/ 2x6 @ 16" O.C. NOMINAL 3½" STUDS. SEE WALL SCHEDULE SHEET • FTG

INTERIOR NON-LOAD BEARING WALLS TO BE 2x4 WOOD FRAME WALLS w/ 2x4 @ 16" O.C. NOMINAL 3½" STUDS. 25 psi. LOAD.

ALL WOOD NOT SEPARATED FROM AND/OR IN CONTACT WITH EXTERIOR GROUND MASONRY SHALL BE "PRESSURE TREATED WOOD" BY CAST-CRETE.

SEE LINTEL SHEET FOR LINTEL SIZES OVER OPENINGS. LINTELS TO BE PRECAST CONCRETE BY CAST-CRETE.

ALL COMPOSITE BEAMS OVER WINDOW AND DOOR OPENINGS ARE TO BE NOMINAL 3½" x 3½" x 3½" CONC. BLOCK w/ 1½" FURRING STRAPS IN A/C AREA, 101 AL WIDTH - 8¾" THE 8" NOMINAL HEIGHT SHALL CONSIST OF (1) 2x4 STUD, (1) 2x6 STUD, (1) 2x4 STUD AND AN 8" HIGH STRENGTH PRECAST LINTEL. 3000 psi CONCRETE w/ #4 REBAR IN LINTEL. LINTEL FILLED PRECAST LINTEL USE 3000 psi CONCRETE w/ #4 REBAR IN LINTEL. 3000 psi CONCRETE w/ #4 REBAR IN LINTEL. 3000 psi CONCRETE w/ #4 REBAR IN LINTEL. 40 REINFORCING STEEL.

PROVIDE SAFETY GLAZING AT: T - TEMPERED ALL WINDOWS WITHIN 24" OF A DOOR SWING. ALL WINDOWS WITHIN 24" OF A FLOOR. ALL FIXED GLASS LITES OVER 30 SQ. FT. ALL FIXED GLASS LITES OVER 9 SQ. FT. ALL LITES WITHIN 18" OF THE FLOOR AND ALL SHOWER ENCLOSURES.

PROVIDE ACCESS (22"x36" clear interior size) IN SECTION 20-0 UNIT BEDROOMS PER NEC.

THE A/C DISCONNECT WILL BE LOCATED WITHIN 3 FEET OF THE COMPRESSOR.

SEE SHEET • MLTOP WINDOW AND LINTEL SCHEDULES AND DETAILS

ALL DRYWALL TO BE ½" THICK U.N.O.

ALL DRYWALL TO BE 5/8" THICK IN GARAGE AND ON ALL STRUCTURAL STEEL ON THE 1st FLOOR & STUDS EACH SIDE OF OPENING PER DETAIL SHEET • FTG

SC DOOR • 20 MINUTE FIRE RATED DOOR MIN.

SC DOOR • 20 MINUTE FIRE RATED DOOR MIN.

AMERICANA FIRST FLOOR PLAN

CUMBERLAND

ELEVATION "E" & "M"

DRAWN BY:

GARAGE: RIGHT

RELEASE DATE: 09/01/04

125 MPH

COPYRIGHT © 2005 MARONDA HOMES

Maronda Homes

(407) 321-0064 4005 MARONDA WAY SANFORD, FLORIDA

FLORIDA
THIS STRUCTURE WAS DESIGNED IN ACCORDANCE AND MEETS THE REQUIREMENTS OF SECTION R301 OF THE FLORIDA BUILDING CODE 2004 • RESIDENTIAL AND 2005 SUPPLEMENT FOR 125 MPH - 3 SEC. GUST, HLD. EXPOSURE B, ENCLOSED BUILDING. ALL CONNECTORS HAVE BEEN CHECKED TO WITHSTAND ALL APPLICABLE LOADS.

GEORGIA
THIS STRUCTURE WAS DESIGNED IN ACCORDANCE AND MEETS THE REQUIREMENTS OF SECTION R301 OF THE INTERNATIONAL RESIDENTIAL CODE 2006 • FOR 125 MPH - 3 SEC. GUST, HLD. EXPOSURE B, ENCLOSED BUILDING. ALL CONNECTORS HAVE BEEN CHECKED TO WITHSTAND ALL APPLICABLE LOADS.

REVISIONS :

12-18-06 REV. SERVICE DOOR SWING
01-12-07 REV. WIND PRESSURE @ 8' GARAGE
12-07-06 REV. CODE INFORMATION

FLORIDA BUILDING CODE 2004 • RESIDENTIAL

PLOT DATE: 03 AUG 2007 | 11.53.18 | p:\1houses..05\cumberland\25\cume-125.D03

SHEET: 3

Tomas Pérez P.E.
License No. 0060068
OCT 10 2007

Maronda Systems
4005 Maronda Way
Sanford, FL 32771
(407)321-0064

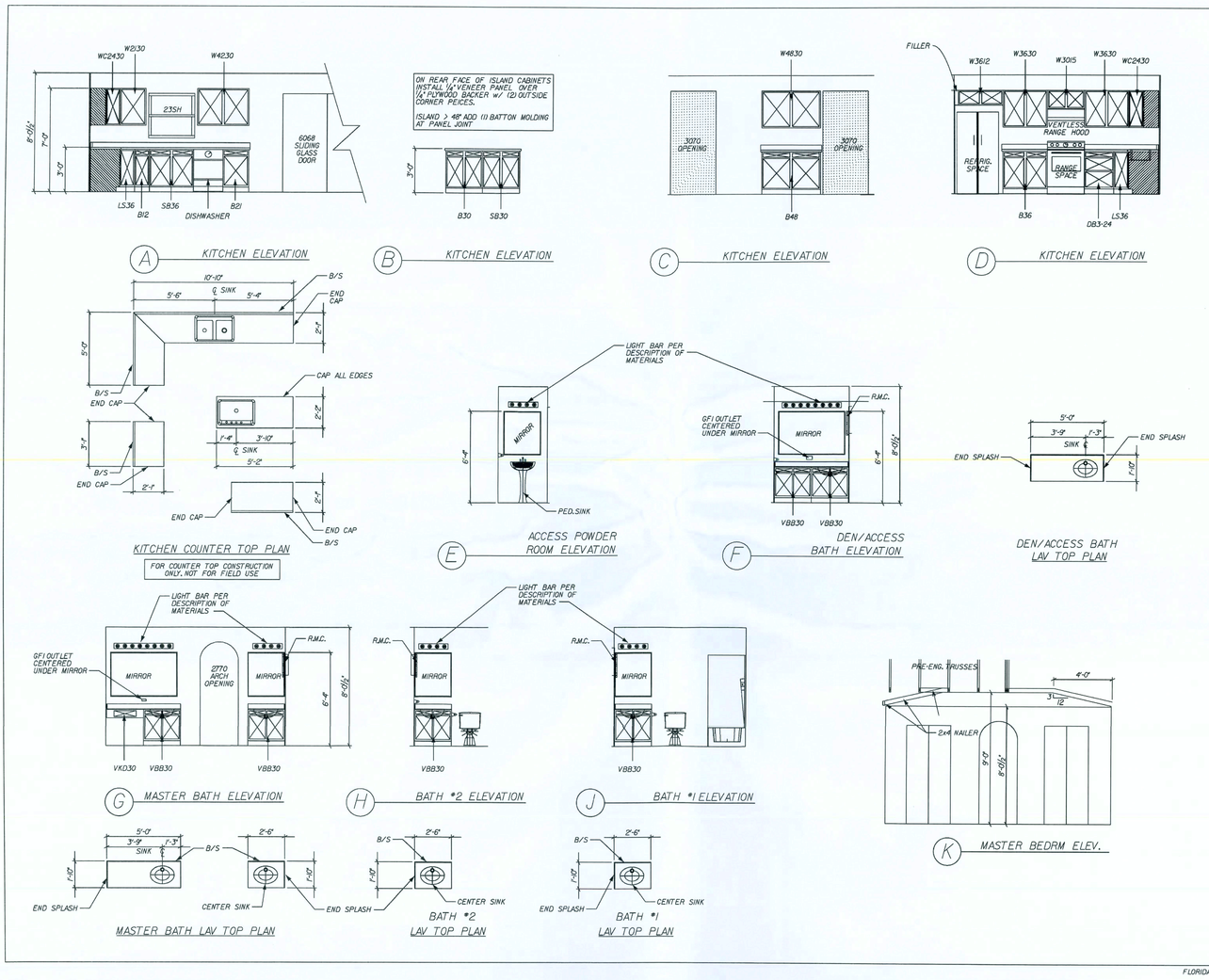

REVISIONS :
09-26-06 REV. KITCHEN CABINETS/FILLERS

Maronda Homes
(407) 321-0064 4005 MARONDA WAY SANFORD, FL 32771

AMERICANA | INTERIOR ELEVATIONS
CUMBERLAND
DRAWN BY: | GARAGE: RIGHT
RELEASE DATE: 09/01/04
1653-9

SHEET: 3A

PLOT DATE: 03 AUG 2007

FLORIDA BUILDING CODE 2004 : RESIDENTIAL

FASTENERS SCHEDULE USING 3/16" X 2 1/4" TAPCONS THROUGH BUCK INTO BLOCK

NOTE 1) 1/2" WIDE-2 FASTENERS IN HEADER-JAMB
NOTE 2) 2 WIDE-2 FASTENERS IN HEADER-JAMB
NOTE 3) 3 WIDE-3 FASTENERS IN HEADER-JAMB
NOTE 4) 2 HIGH-2 FASTENERS IN EA.SIDE JAMB
NOTE 5) 3.4OR 5 HIGH-3 FAST.EA.SIDE JAMB
NOTE 6) 6 HIGH 26 3/4"-4 FASTENERS IN EACH SIDE JAMB
NOTE 7) 438 WINDOW INTO FRAME OPENING-#10 X 1 3/4" SCREWS
NOTE 8) SGD FASTENED WITH-#10 1 3/4"-PANHEAD ALL HOLES SILLS 3/16" X 1 3/4" ANCHORS EVERYHOLE

WINDOW NOTES

F.D.WIDTH IS FROM JACK TO SILL.
F.D.HEIGHT IS FROM SILL TO BEAM.
M.D.WIDTH IS FROM BLOCK TO BLOCK.
M.D.HEIGHT IS FROM LIP OF SILL TO PRECAST.
U.D.DIMENTION IS ALWAY'S WIDTH.
UNIT OF MEASURE IS INCH.

ATTENTION

SCHEDULES FOR NORANDEX WINDOW FASTENERS AND CAST-CRETE LINTELS [illegible] AS SHOWN, ARE TAKEN DIRECTLY FROM TABLES SUPPLIED BY THE RESPECTIVE MANUFACTURERS, AND ARE PROVIDED FOR CONVENIENCE ONLY.

NORANDEX SERIES (MO)437-(FO)438 WINDOW SIZE CHART

SERIES 500/502 SGD DOOR OPENINGS

SIZE	M.D.	FAST.	SIZE	M.D.	FAST.
6068	75 1/2"X 81 3/4"	8	6080	75 1/2"X 97 3/4"	8

SERIES (MO)437 - (FO)438 OPENINGS

SIZE	SINGLE M.D.	FAST.	DOUBLE M.D.	FAST.	SIZE	SINGLE F.D.	FAST.	DOUBLE F.D.	FAST.
23	37 3/4"X 38 3/8"	2,5							
35	53 7/8"X 63	2,5			25	36 1/2"X 62 1/2"	7		
					35	52 7/8"X 62 1/2"	7		

HALF ROUND MULLED TO UNIT - SERIES (MO)437 - (FO)438 OPENINGS

SIZE	SINGLE M.D.	FAST.	SIZE	SINGLE M.D.	FAST.
34 w/ 3'-0" CT	53 7/8"X 71 5/8"	2,5,7			
			6448 w/ 64 CT	63 1/2"X 80	7

SINGLE HUNG ROUNDTOP - SERIES (MO)437 - (FO) 438 OPENINGS

SIZE	SINGLE M.D.	FAST.	SIZE	SINGLE F.D.	FAST.	DOUBLE F.D.	FAST.
C2M6	37 7/8"X 74	1,5	C2M6	36 1/2"X 71 1/2"	7	73 1/2"X 71 1/2"	7

THE SPECIFIED LINTELS ON SHEET WLI ARE MANUFACTURED BY CAST-CRETE CORP. ALTERNATE MANUFACTURED LINTELS ARE AVAILABLE "BY OTHERS" SOLE AND FULL RESPONSIBILITY IS RETAINED BY THE SUB-CONTRACTOR IN THE SELECTION OF THE ALTERNATE LINTELS AS HAVING EQUAL TO OR GREATER THAN THE ACTUAL GRAVITY AND UPLIFT LOADS, THAT ARE LISTED ON THIS HOUSE SPECIFIC WLI LINTEL SCHEDULE.

REVISED 04-02-07

MATERIALS

1. f'c precast lintels - 3500 psi.
2. f'c prestressed lintels - 6000 psi.
3. f'c grout - 3000 psi w/ maximum 3/8" aggregate.
4. Concrete masonry units (CMU) per ASTM C90 w/minimum net area compressive strength - 1900 psi.
5. Rebar provided in precast lintel per ASTM A615 GR60. Field rebar per ASTM A615 GR40 or GR60. ASTM A615 GR40 or GR60.
6. Prestressing strand per ASTM A416 grade 270 low relaxation.
7. 7/32 wire per ASTM A510.
8. Mortar per ASTM C270 type M or S.

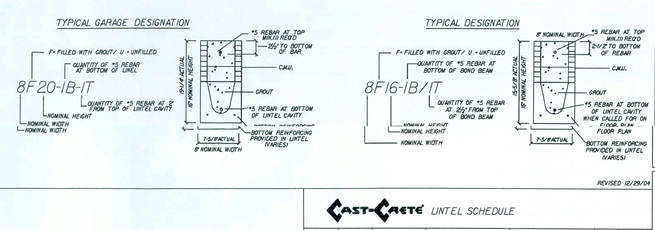

REVISED 12/29/04

REVISIONS :
03-28-06 ADDED "W" ELEVATION

Maronda Homes
(407) 321-0064 4005 MARONDA WAY SANFORD, FL 32771

CAST-CRETE LINTEL SCHEDULE

LINTEL NO.	LENGTH	TYPE	APPLIED LOADS (PLF) GRAVITY	APPLIED LOADS (PLF) UPLIFT	SAFE LOADS GRAVITY	SAFE LOADS UPLIFT	COMMENT
1	7'-0"	8RF14-0B/IT	682	462	2459	1462	RECESSED
2	4'-6"	8RU14-0B/IT	749	542	1494	2525	RECESSED
3	4'-6"	8RU14-0B/IT	749	542	1494	2525	RECESSED
4	4'-6"	8U16-0B/IT	1597	622	1599	2724	-
5	7'-6"	8F16-0B/IT	682	447	2632	1634	-
6	5'-10"	8RF14-0B/IT	682	447	1600	1900	RECESSED
7	5'-10"	8F16-0B/IT	1548	622	1631	2093	-
8	9'-4"	8F20-1B/IT	1548	622	2564	1471	GARAGE DOOR
9	17'-4"	8F20-1B/IT	1279	447	1326	520	GARAGE DOOR
5A	4'-6"	8U16-0B/IT	138	177	1599	2724	@ OPT. GARAGE SERVICE DR.
P1	10'-6"	8F8-0B/IT	107	44	475	914	@ OPT. PORCH
P2	14'-8"	8F8-0B/IT	190	210	458	239	@ OPT. PORCH
P3	14'-8"	8F8-0B/IT	190	210	458	239	@ OPT. PORCH
P4	10'-6"	8F8-0B/IT	107	44	475	914	@ OPT. PORCH

FLORIDA
NOTE-EFFECTIVE MAR. 01, 2004 IN ACCORDANCE WITH FLORIDA BUILDING CODE 2004 & SPECIFIC ASTM STANDARDS, ALL LINTELS SHALL BE DESIGNED TO SUPPORT THE ACTUAL GRAVITY AND UPLIFT LOADS, INCLUDING ALL CONNECTORS & FASTENERS, TO WITHSTAND ALL APPLICABLE LOADS.

AMERICAN | WINDOW/LINTEL
CUMBERLAND
ELEVATION "E" & "M"
DRAWN BY: | GARAGE: RIGHT
RELEASE DATE: 09/01/04
125 MPH
1653-9

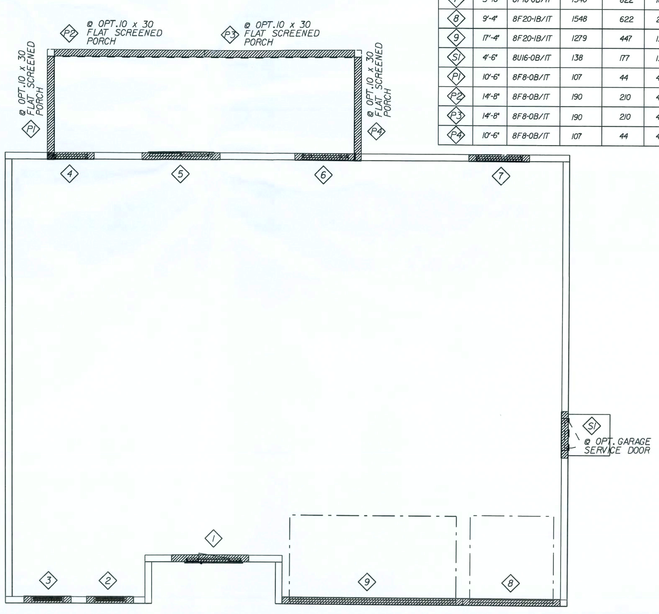

Maronda Systems
4005 Maronda Way
Sanford, FL 32771
(407)321-0064

Tomas Ponce P.E.
License No. 0050068

OCT 10 2007

SHEET: WLI

PLOT DATE: 03 AUG 2007

FLORIDA BUILDING CODE 2004 : RESIDENTIAL

FLOOR FRAMING:

ITEM	DESCRIPTION
RIM BRD.	1¼" RIM BOARD
FA - FF	16" WOOD TRUSS

NOTE:
FOR SHEATHING LAYOUT
SEE SHEET * CSU

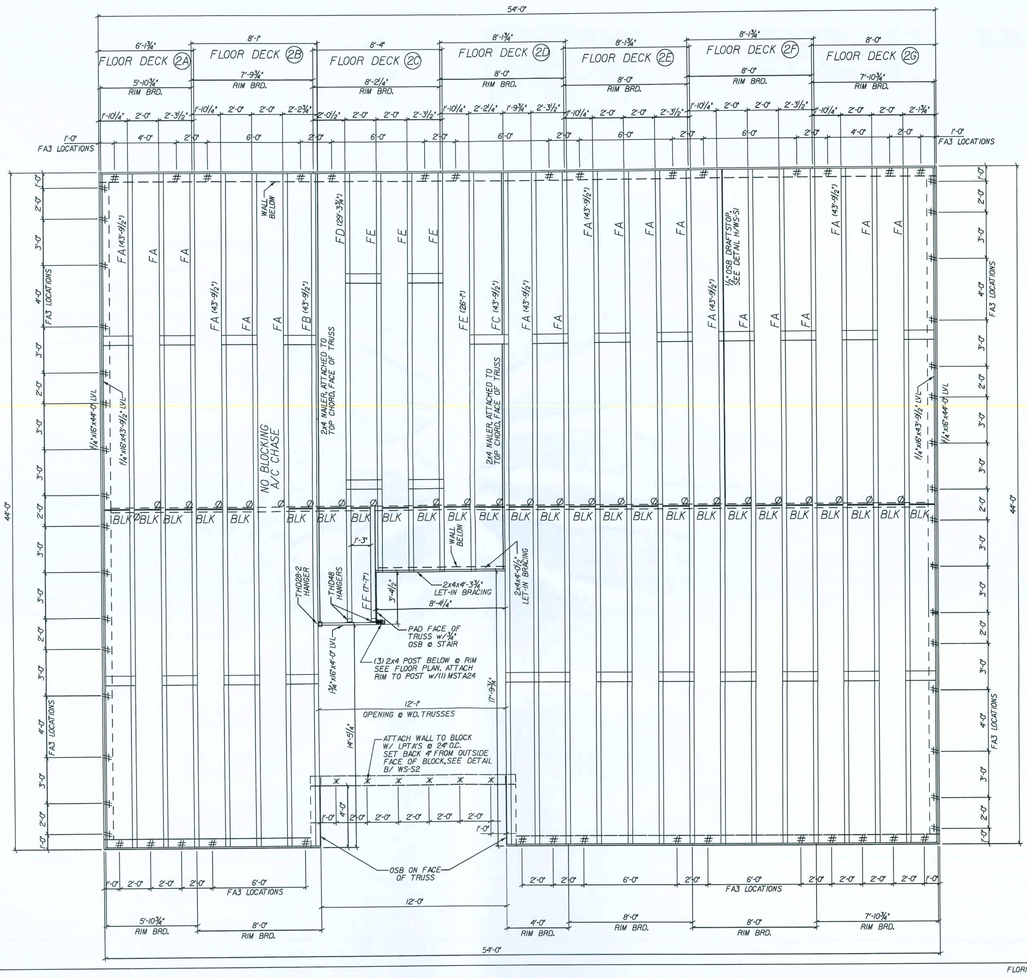

ERECTION/INSTALLATION NOTES

⚠ WARNING!:

THE ERECTION/INSTALLATION CONTRACTOR SHOULD PROVIDE ADEQUATE RIGGING (CRANE, TAGLINES, SPREADER BARS) FOR SUFFICIENT CONTROL DURING LIFTING AND PLACEMENT TO ASSURE SAFETY TO PERSONNEL AND TO PREVENT DAMAGE TO FLOOR DECK PANELS AND PROPERTY.

NOTE:

ALL FLOOR DECK PANELS UP TO 30'; KEEP LINE ANGLE AT CHAINING POINTS AT 60° OR LESS.

ALL FLOOR DECK PANELS 30' TO 60'; ANY ADJ. FLOOR DECK PANEL TO SPREADER BAR WITH LINES THAT SLOPE INWARD OR "TOE-IN", LINES THAT "TOE-OUT" COULD CAUSE FLOOR DECK PANEL TO BUCKLE.

FLOOR FRAMING NOTES:

REVISED 05-20-07
WAL SPACING

18" DEEP WOOD FLOOR TRUSSES @ 24" O.C. U.N.O.

1¼" x 18" HIGH WOOD RIM BOARD

DESIGN LOADS:
TC LIVE LOAD = 40 psf
TC DEAD LOAD = 10 psf
BC DEAD LOAD = 5 psf
TOTAL LOAD = 55 psf

DEFLECTION:
LL = L/360
TL = L/240

ROOF LOADS ASSUMED TO BE BEARING ON PERIMETER WALLS ONLY.

FLOOR SHEATHING:
3/4" T&G WOOD DECKING GLUED & NAILED w/ 7d x 2¼" SCREW SHANK NAIL @ 6" O.C. EDGES AND 8" O.C. FIELD (TYP.) or 16ga x 1 3/8" STAPLE @ 2" O.C. EDGES AND 4" O.C. FIELD. SEE SHEET * FDO. GLUE MUST BE INCLUDED IN THE GROOVE OF EACH PANEL AND BTWN SHEATHING AND TRUSSES.

FLOOR CONNECTORS:

FA3, RIM BOARD CONNECTION DETAIL * B/WS-S1 & LADDER TRUSS CONNECTION DETAIL * E/WS-S1

Ø TYPICAL ATTACHMENT TO BEARING WALL w/ (2) 10d NAILS, TOE-NAILED. SEE DETAIL D/WS-S1

BLK SOLID WOOD FIRE BLOCKING SEE DETAIL F/WS-S1.

X LPTA, SEE DETAIL SHEET B/WS-S2

& TA44, SEE DETAIL SHEET E/WS-S2

REVISIONS:
08-05-05 ADDED A TO FRAMING LEGEND
11-21-05 ADDED 'K' DETAIL
02-13-06 REV. WOOD TRUSSES
12-07-06 REV. CODE INFORMATION

Maronda Homes
(407) 321-0064 4005 MARONDA WAY SANFORD, FLORIDA

FLORIDA:
THIS STRUCTURE WAS DESIGNED IN ACCORDANCE WITH THE FLORIDA RESIDENTIAL BUILDING CODE, 2004 EDITION, WITH THE 2005 SUPPLEMENT FOR ITS WIND, 3 SEC. GUST, 125 MPH, EXPOSURE B, ULTIMATE DESIGN WIND SPEED, 3 SEC. GUST, 140 MPH, & EXPOSURE B, ALL CONNECTORS, HAVE BEEN CHECKED TO WITHSTAND ALL UPLIFT FORCES.

g:\office\houses\thunder\and\dor\dwf\gmfcum\25x12

AMERICANA | 2nd FLR FRAMING
CUMBERLAND
ELEVATION "ALL"
DRAWN BY: | GARAGE: RIGHT
RELEASE DATE: 09/01/04 | 125 MPH
1653.00

Maronda Systems
4005 Maronda Way
Sanford, FL 32771
(407)321-0064

Tomas Ponce P.E.
License No. 0050068

OCT 10 2007

SHEET:
FDO

PLOT DATE: 03 AUG 2007

FLORIDA BUILDING CODE 2004 ; RESIDENTIAL

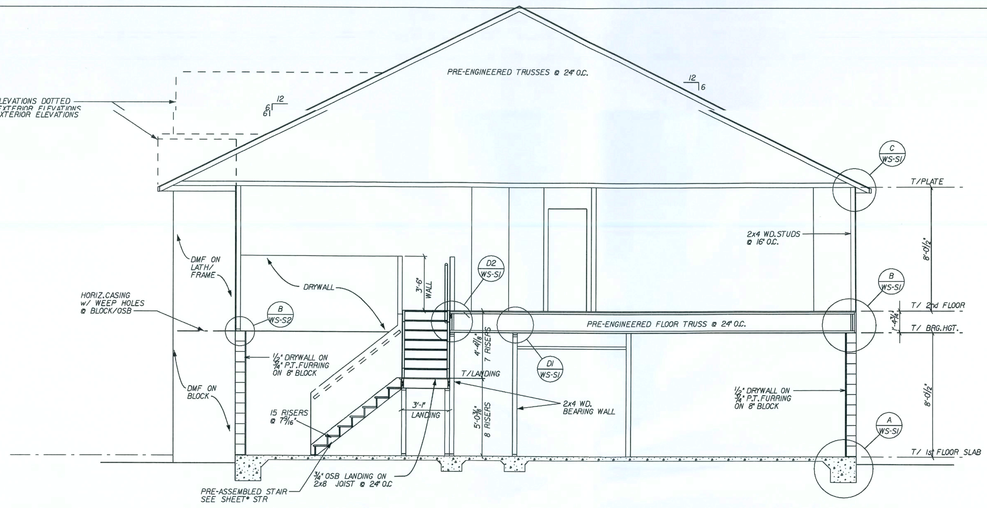

BUILDING SECTION



72 - 4x8 SHEETS OF SHEATHING

SECOND FLOOR SHEATHING LAYOUT

REVISIONS:
08-10-06 REV. WOOD TRUSS FLOOR FRAMING

Maronda Homes
(407) 321-0064 4005 MARONDA WAY SANFORD, FLORIDA

AMERICANA | BLDG. CROSS SEC
CUMBERLAND
ELEVATION "ALL"
DRAWN BY: | GARAGE: RIGHT
RELEASE DATE: 09/01/04
1653.00

Maronda Systems
4005 Maronda Way
Sanford, FL 32771
(407)321-0064

Tomas Ponce P.E.
License No. 0050068

OCT 10 2007

SHEET:
CSU

PLOT DATE: 03 AUG 2007

FLORIDA BUILDING CODE 2004 ; RESIDENTIAL

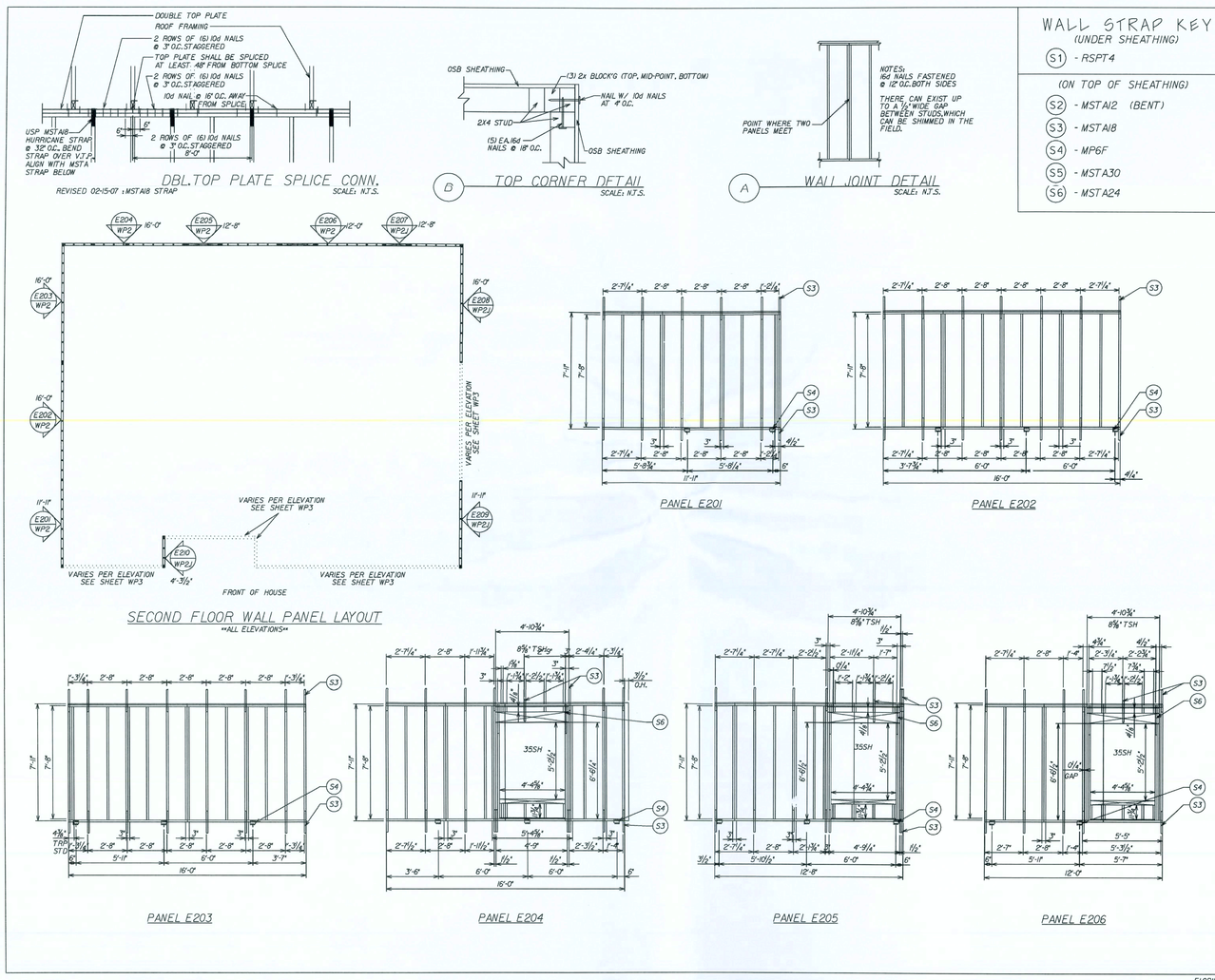

Maronda Homes
(407) 321-0064 4005 MARONDA WAY SANFORD, FLORIDA
COPYRIGHT © 2005 MARONDA HOMES

AMERICANA | WALL PANEL LAYOUT
CUMBERLAND
ALL ELEVATIONS
DRAWN BY: E.JONES GARAGE: RIGHT
RELEASE DATE: / /
10.5.2.3

Maronda Systems
4005 Maronda Way
Sanford, FL 32771
(407)321-0064

Tomas Ponce P.E.
License No. 0050068
OCT 10 2007

SHEET: WP2

PLOT DATE: 03 AUG 2007

FLORIDA BUILDING CODE 2004 ; RESIDENTIAL

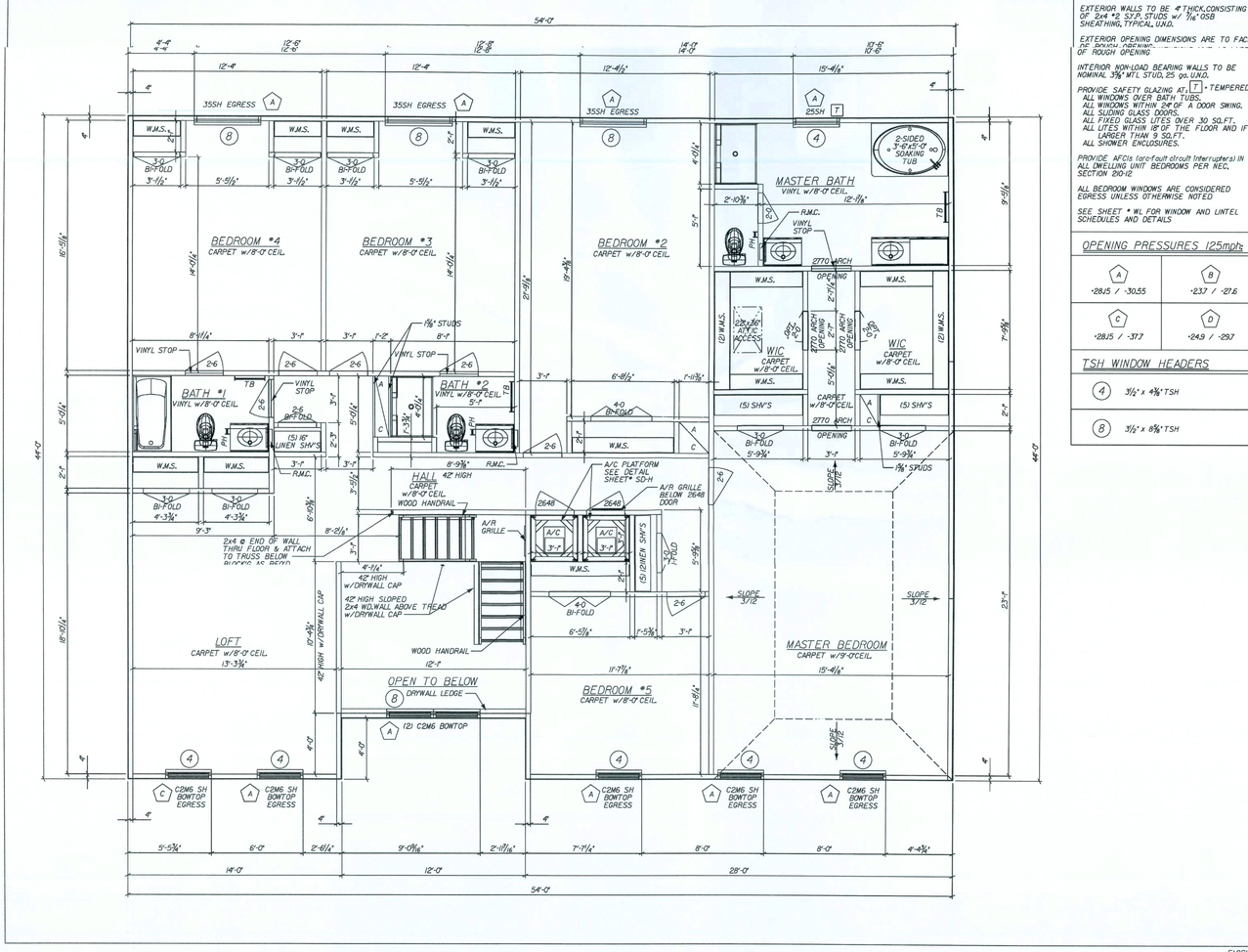

GENERAL SECOND FLOOR NOTES:

ALL EXTERIOR WALLS SHALL BE CONSIDERED SHEAR WALLS MINUS ALL WINDOW AND DOOR OPENINGS.

EXTERIOR WALLS TO BE 4" THICK, CONSISTING OF 2x4 *2 S.Y.P. STUDS w/ 7/16" OSB SHEATHING, TYPICAL, U.N.O.

EXTERIOR OPENING DIMENSIONS ARE TO FACE OF SHEATHING, NOT FACE OF STUD OR ROUGH OPENING

INTERIOR NON-LOAD BEARING WALLS TO BE NOMINAL 3 5/8" MTL STUD, 25 ga. U.N.O.

PROVIDE SAFETY GLAZING AT [T] - TEMPERED
ALL WINDOWS OVER BATH TUBS.
ALL WINDOWS WITHIN 24" OF A DOOR SWING.
ALL SLIDING GLASS DOORS.
ALL FIXED GLASS LITES OVER 30 SQ.FT.
ALL LITES WITHIN 18" OF THE FLOOR AND IF LARGER THAN 9 SQ.FT.
ALL SHOWER ENCLOSURES.

PROVIDE AFCI's (arc-fault circuit interrupters) IN ALL DWELLING UNIT BEDROOMS PER NEC. SECTION 210-12

ALL BEDROOM WINDOWS ARE CONSIDERED EGRESS UNLESS OTHERWISE NOTED

SEE SHEET * WL FOR WINDOW AND LINTEL SCHEDULES AND DETAILS

OPENING PRESSURES 125mph

A -28.15 / -30.55	B -23.7 / -27.6
C -28.15 / -37.7	D -24.9 / -29.7

TSH WINDOW HEADERS

4	3 1/2" x 6 5/8" TSH
8	3 1/2" x 6 5/8" TSH

REVISIONS :
02-13-06 REV. WOOD TRUSS FLOOR FRAMS
03-28-06 ADDED 1/4" ELEVATION
05-23-07 REV HEADER
02-07-06 REV. CODE INFORMATION

Maronda Homes
(407) 321-0064 4005 MARONDA WAY SANFORD, FLORIDA
COPYRIGHT © 2005 MARONDA HOMES
REVISED 02-23-07

AMERICANA | SECOND FLOOR PLAN
CUMBERLAND
ELEVATION "E" & "W"
DRAWN BY: GARAGE: RIGHT 125 MPH
RELEASE DATE: 09/01/04
10.5.2.2

Maronda Systems
4005 Maronda Way
Sanford, FL 32771
(407)321-0064

Tomas Ponce P.E.
License No. 0050068
OCT 10 2007

SHEET: 4

PLOT DATE: 03 AUG 2007

FLORIDA BUILDING CODE 2004 ; RESIDENTIAL

WALL STRAP KEY
(UNDER SHEATHING)

S1 - RSPT4

(ON TOP OF SHEATHING)

S2 - MSTAI2 (BENT)
S3 - MSTAI8
S4 - MP6F
S5 - MSTA30
S6 - MSTA24

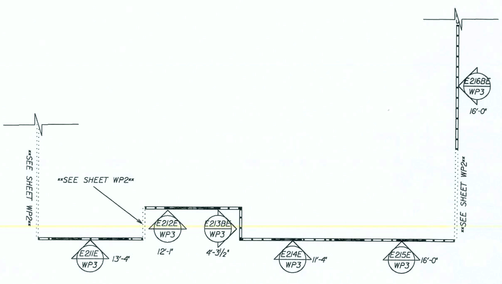

SECOND FLOOR WALL PANEL LAYOUT
ELEVATION "E"&"M"

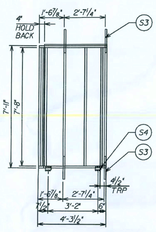

PANEL E213BE

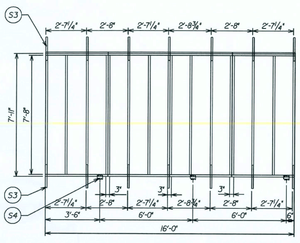

PANEL E216BE

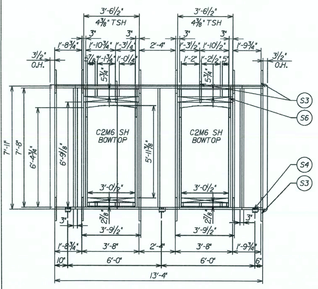

PANEL E211E

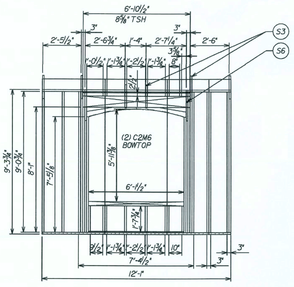

PANEL E212E

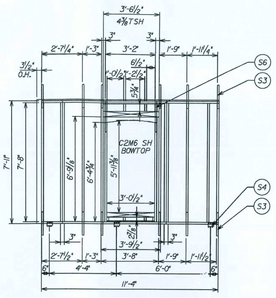

PANEL E214E

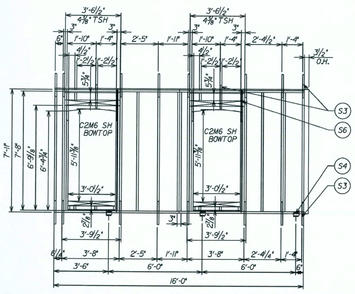

PANEL E215E

FLORIDA BUILDING CODE 2004 ; RESIDENTIAL

REVISIONS :

Maronda Homes
(407) 321-0064 4005 MARONDA WAY SANFORD, FLORIDA

AMERICANA | WALL PANEL LAYOUT

CUMBERLAND

ELEVATION "E" & "M"

DRAWN BY: EJ | GARAGE: RIGHT

RELEASE DATE: / /

Maronda Systems
4005 Maronda Way
Sanford, FL 32771
(407)321-0064

Tomas Ponce P.E.
License No. 0050068

OCT 10 2007

SHEET:
WP3

PLOT DATE: 03 AUG 2007

WALL STRAP KEY
(UNDER SHEATHING)

S1 - RSPT4

(ON TOP OF SHEATHING)

S2 - MSTAI2 (BENT)
S3 - MSTAI8
S4 - MP6F
S5 - MSTA30
S6 - MSTA24



SECOND FLOOR WALL PANEL LAYOUT
ALL ELEVATIONS

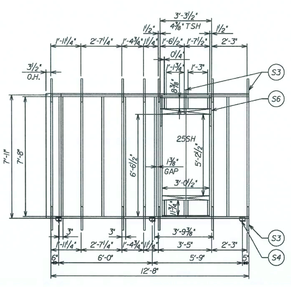

PANEL E207

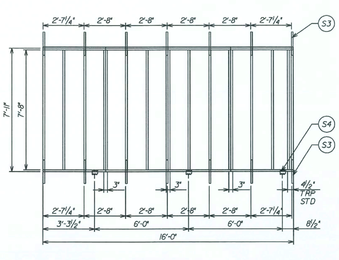

PANEL E208

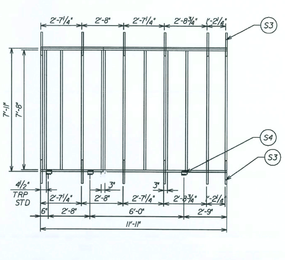

PANEL E209

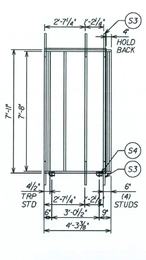

PANEL E210

FLORIDA BUILDING CODE 2004 ; RESIDENTIAL

REVISIONS :

Maronda Homes
(407) 321-0064 4005 MARONDA WAY SANFORD, FLORIDA

AMERICANA | WALL PANEL LAYOUT

CUMBERLAND

ALL ELVATIONS

DRAWN BY: EJ/MES | GARAGE: RIGHT

RELEASE DATE: / /

Maronda Systems
4005 Maronda Way
Sanford, FL 32771
(407)321-0064

Tomas Ponce P.E.
License No. 0050068

OCT 10 2007

SHEET:
WP2.1

PLOT DATE: 03 AUG 2007

IS DRAWING WAS PRINTED BY USING THE TAMERAN VIVOOB SOFTWARE AND HAS BEEN REVIEWED BY SE,DS,ST,MF,JS,TP,EB,DR,TT AND TT.

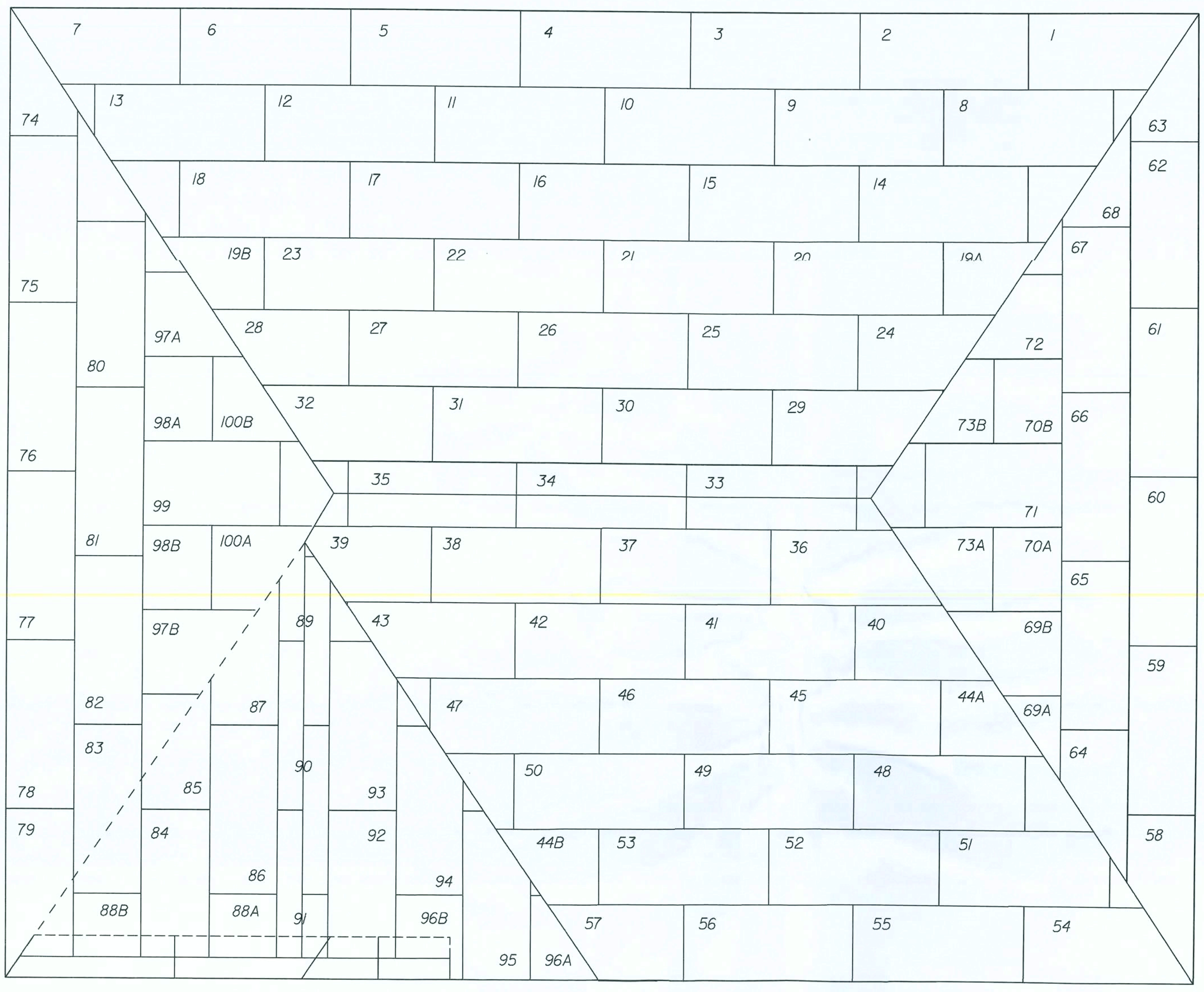

GENERAL ROOF NOTES:

7/16" OSB SHT'G w/ 8d RING/SCREW SHANK NAIL (AS PER R803.2.3.1) 4" O.C. EDGE & 6" O.C., FIELD, (3" O.C. @ GABLE END TRUSS) w/ CLIPS ON PRE-ENGINEERED TRUSSES @ 24" O.C.

REVISED 05-07-07

TOTAL ROOF SHEATHING:

100 SHEETS

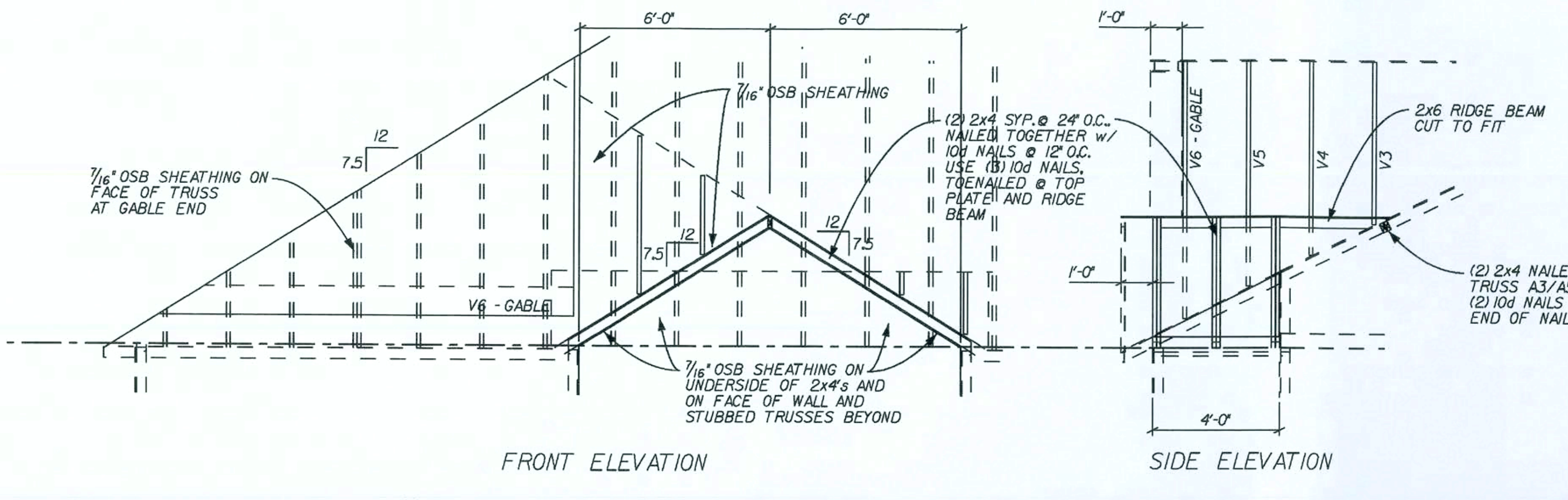

GABLE TRUSS FRAMING DETAIL

2x4 STUD WALLS AND MAIN ROOF TRUSSES (DOTTED)

VENTILATION OF ATTIC SPACE: CUMBERLAND M

REQUIREMENTS:
TOTAL NET FREE VENTILATION AREA SHALL NOT BE LESS THAN 1/150 OF THE AREA OF SPACE VENTILATED.
(FBCR 2004, SECTION R806.2)

SOFFIT VENTILATION:
ALSCO - QUAD 4 VENTED SOFFIT (16" WIDE) = 26.1 si/LF
26.1 si / 1.34' = 19.5 si/LF PER 12" wide soffit

CALCULATIONS:
MAIN ROOF
2328 SF / 150 = 15.52 SF VENTILATION REQUIRED

SOFFIT:
168 LF SOFFIT VENT @ 19.5 si/LF = 3276.0 si
3276.0 si / 144 si PER SF = 22.75 SF ACTUAL

NOTE:
SOFFIT ALONE SATISFIES FBCR 2004. RIDGE AND OFF-RIDGE VENTS SHOWN ON THE ELEVATION SHEET ARE TO BE INSTALLED AND ACT AS INCREASED VENTILATION ABOVE AND BEYOND THE CODE REQUIREMENTS.

REVISIONS :

Maronda Homes
(407) 321-0064 4005 MARONDA WAY SANFORD, FLORDA

05

AMERICANA ROOF LAYOUT

CUMBERLAND

ELEVATION "M"

DRAWN BY: GARAGE: RIGHT

RELEASE DATE: 03-28-06

11:53:26

p:\f\houses_05\cumberland\std\cumm.rsl

Maronda Systems
4005 Maronda Way
Sanford, FL 32771
(407)321-0064

Tomas Ponce P.E.
License No. 0050068

OCT 10 2007

SHEET:
RS1m

PLOT DATE: 03 AUG 2007

FLORIDA BUILDING CODE 2004 : RESIDENTIAL

IS DRAWING WAS PRINTED BY USING THE TAMERAN VIVOOB SOFTWARE AND HAS BEEN REVIEWED BY SE,DS,ST,MF,JS,TP,EB,DR,TT AND TT.

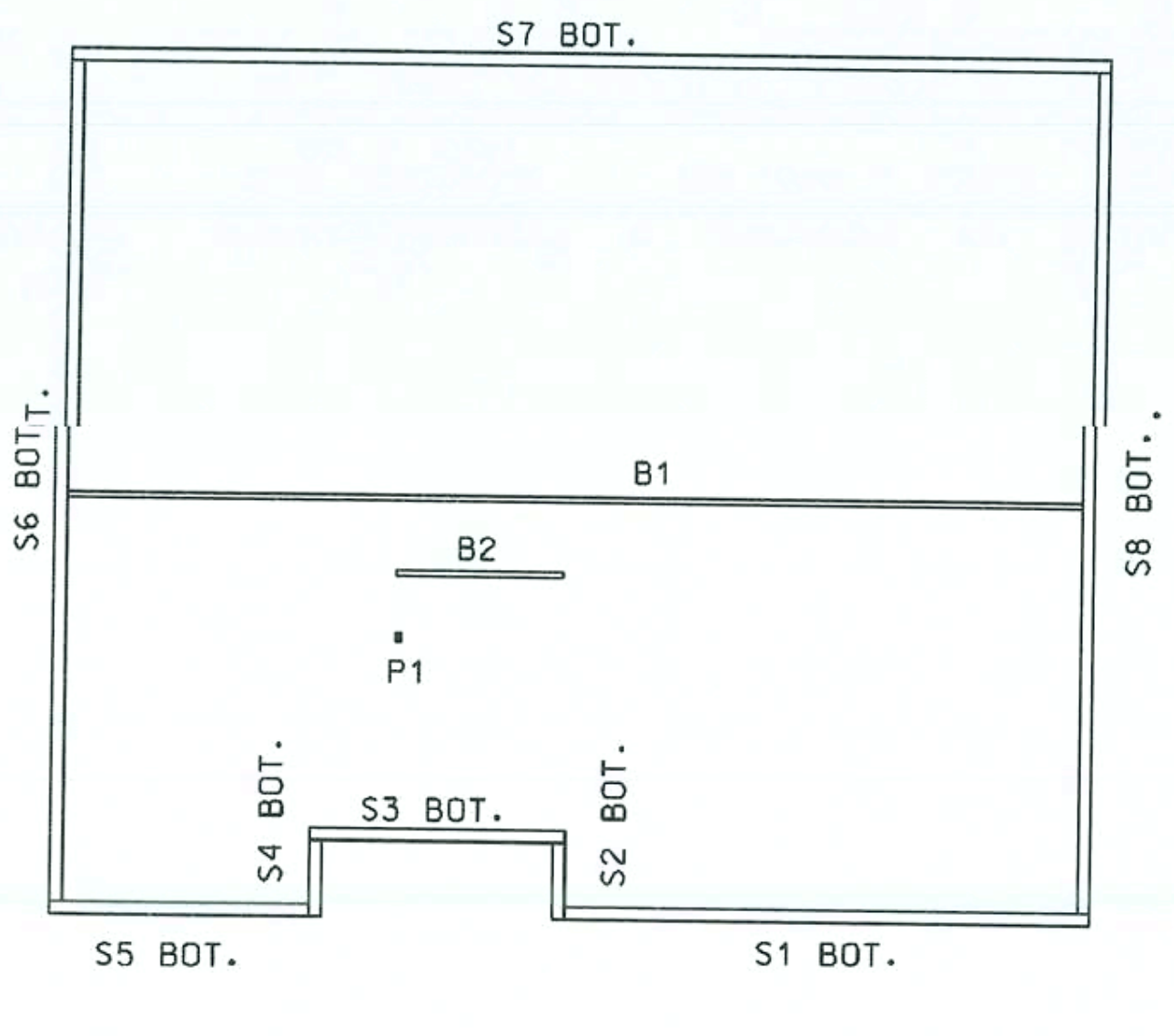

FIRST FLOOR

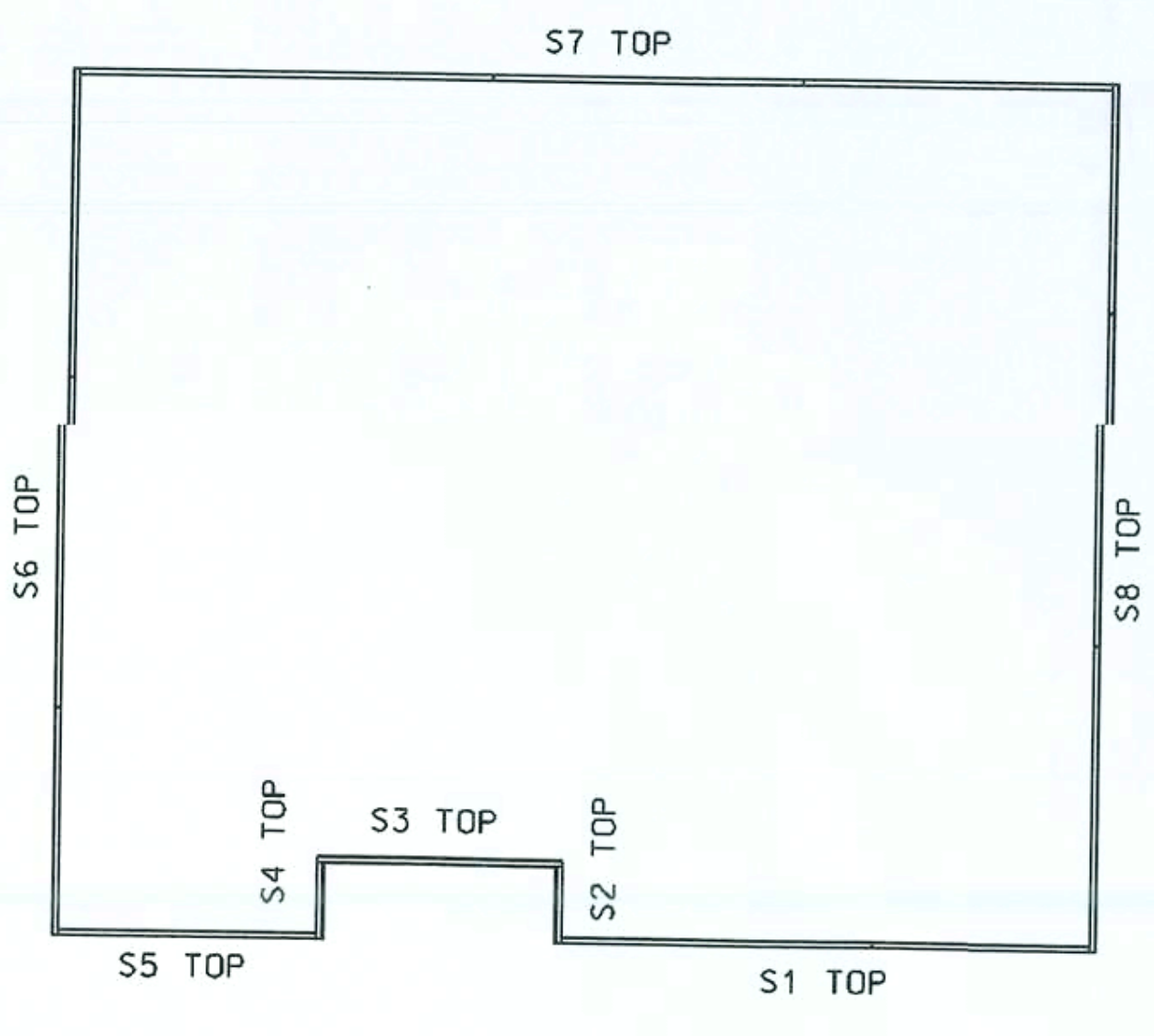

SECOND FLOOR

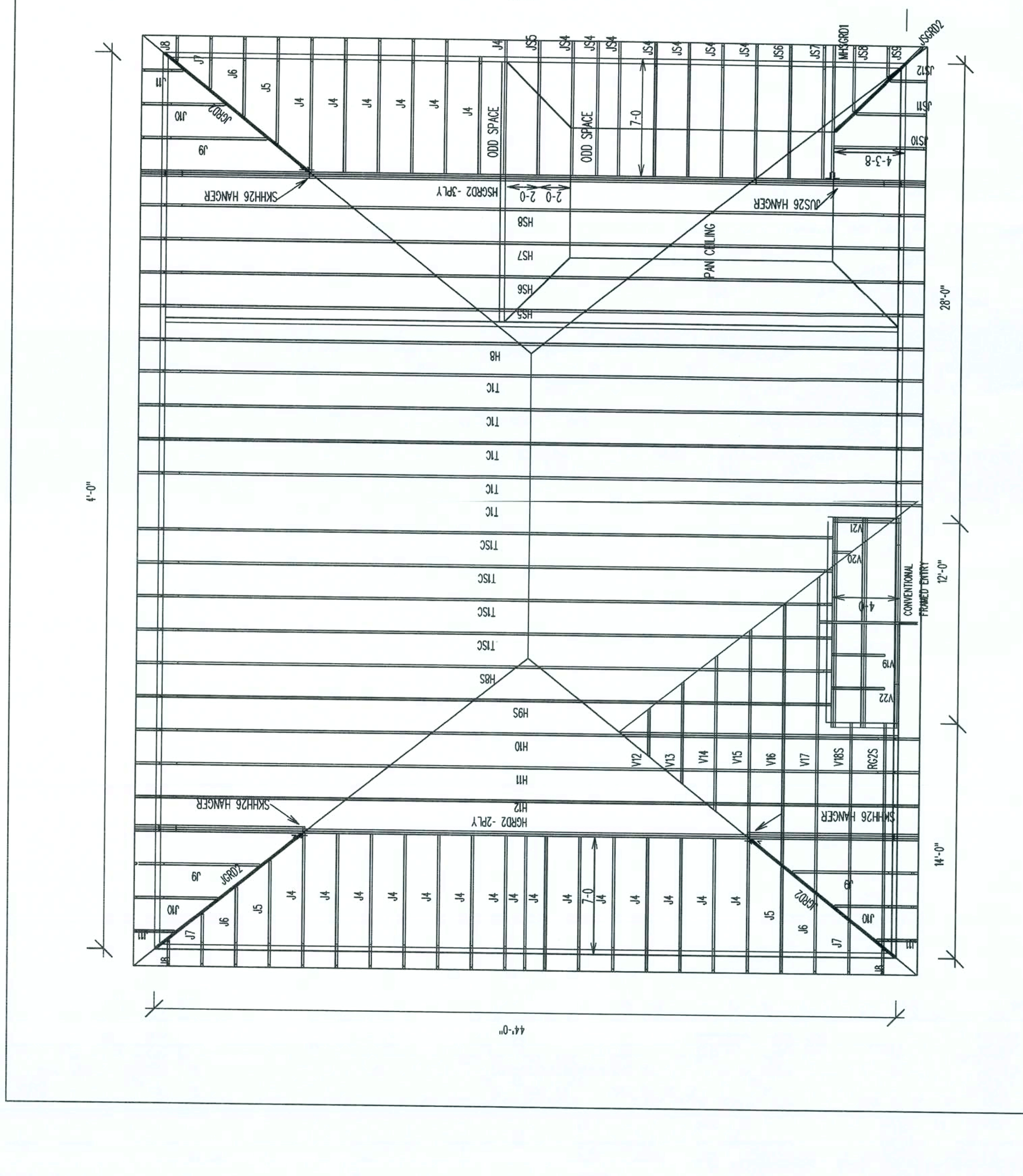

STRUCTURAL WALL SCHEDULE

WALL ID	STUD		OVERTURN ANCHOR - APPLIED AT CORNERS & BOTH SIDES OF OPENINGS			WALL TO SLAB		TOP OF STUD TO PLATE		SHEARWALL SHEATHING	
	SIZE & GRADE	SPACING	PRODUCT CODE	BOLT TO SLAB SIZE	SPECIAL NOTES	PRODUCT CODE	SPACING	PRODUCT CODE	SPACING	TYPE	NAIL SIZE &SPACING
S1 BOT.- S8 BOT.	8" CMU	-	-	-	-	-	-	-	-	-	-
P1	(3) 2 x 4 #2 SYP	-	-	-	SEE HARDWARE SCHD. SHEET @ SD1	LTS 20 (1) SIDE	-	-	-	-	-
S1 TOP - S8 TOP	2 x 4 #2 SYP	16" o.c.	-	-	SEE DETAILS SHEET	-	-	RT5	TOP OF EA. STUD	7/16" O.S.B. EXT. SIDE	8d NAILS 4" o.c. EDGE, 6" o.c. FIELD
B1, B2	2 x 4 #2 SPF	16" o.c.	-	-		1/2"x5 1/4" SUR-R-STUD W/ WEST PALM	48" o.c.			-	-

TPI-02 TRUSS HARDWARE SCHEDULE 160%

NEW TRUSS ID	OLD TRUSS ID	TRUSS TYPE	QUAN.	UPLIFT LEFT	UPLIFT MID	UPLIFT RIGHT	LEFT STRAP		FASTENERS	MID STRAP		FASTENERS	RIGHT STRAP		FASTENERS
							TYPE	MAX. UPLIFT		TYPE	MAX. UPLIFT		TYPE	MAX. UPLIFT	
T1C	A	COMMON	5	909	—	909	RT16	1030	TOP PLATES (8) 10d TRUSS (8) 10d x 1 1/2"	—	—	—	RT16	1030	TOP PLATES (8) 10d TRUSS (8) 10d x 1 1/2"
T1SC	A1	COMMON	4	819	—	768	RT16	1030	TOP PLATES (8) 10d TRUSS (8) 10d x 1 1/2"	—	—	—	RT16	1030	TOP PLATES (8) 10d TRUSS (8) 10d x 1 1/2"
H8	A2	HIP	1	924	—	924	RT16	1030	TOP PLATES (8) 10d TRUSS (8) 10d x 1 1/2"	—	—	—	RT16	1030	TOP PLATES (8) 10d TRUSS (8) 10d x 1 1/2"
H8S	A3	HIP	1	832	—	783	RT16	1030	TOP PLATES (8) 10d TRUSS (8) 10d x 1 1/2"	—	—	—	RT16	1030	TOP PLATES (8) 10d TRUSS (8) 10d x 1 1/2"
HS5	A4	HIP PAN	1	952	—	952	RT16	1030	TOP PLATES (8) 10d TRUSS (8) 10d x 1 1/2"	—	—	—	RT16	1030	TOP PLATES (8) 10d TRUSS (8) 10d x 1 1/2"
H9S	A5	HIP	1	858	—	815	RT16	1030	TOP PLATES (8) 10d TRUSS (8) 10d x 1 1/2"	—	—	—	RT16	1030	TOP PLATES (8) 10d TRUSS (8) 10d x 1 1/2"
H10	A7	HIP	1	876	—	837	RT16	1030	TOP PLATES (8) 10d TRUSS (8) 10d x 1 1/2"	—	—	—	RT16	1030	TOP PLATES (8) 10d TRUSS (8) 10d x 1 1/2"
HS6	A8	HIP PAN	1	984	—	987	RT16	1030	TOP PLATES (8) 10d TRUSS (8) 10d x 1 1/2"	—	—	—	RT16	1030	TOP PLATES (8) 10d TRUSS (8) 10d x 1 1/2"
HS7	B	HIP PAN	1	994	—	996	RT16	1030	TOP PLATES (8) 10d TRUSS (8) 10d x 1 1/2"	—	—	—	RT16	1030	TOP PLATES (8) 10d TRUSS (8) 10d x 1 1/2"
H11	B1	HIP	1	996	—	996	RT16	1030	TOP PLATES (8) 10d TRUSS (8) 10d x 1 1/2"	—	—	—	RT16	1030	TOP PLATES (8) 10d TRUSS (8) 10d x 1 1/2"
HS8	B2	HIP PAN	1	1003	—	1006	RT16	1030	TOP PLATES (8) 10d TRUSS (8) 10d x 1 1/2"	—	—	—	RT16	1030	TOP PLATES (8) 10d TRUSS (8) 10d x 1 1/2"
H12	B3	HIP	1	1006	—	1006	RT16	1030	TOP PLATES (8) 10d TRUSS (8) 10d x 1 1/2"	—	—	—	RT16	1030	TOP PLATES (8) 10d TRUSS (8) 10d x 1 1/2"
HSGRD2	B6	3-PLY PAN HIP GIRDER	1	1243	—	1243	HTW24	1325	(20) 10d	—	—	—	HTW24	1325	(20) 10d
HGRD2	B7	2-PLY HIP GIRDER	1	1243	—	1243	(2)RT16-2	2320	TOP PLATE (8) 8d TRUSS (8) 8d X 1 1/2"	—	—	—	(2)RT16-2	2320	TOP PLATE (8) 8d TRUSS (8) 8d X 1 1/2"
JGRD2	H	HIP JACK	3	519	—	483	HHCP2	800	(10) 10d X 1 1/2" TRUSS (10) 10d X 1 1/2" PLATE	—	—	—	SKHH26	2190	HEADER (18) 16d JACK (12) 10d X 1 1/2"
JSGRD2	H1	HIP JACK	1	392	—	407	HHCP2	800	(10) 10d X 1 1/2" TRUSS (10) 10d X 1 1/2" PLATE	—	—	—	16d NAILS		4 4
J4	J	END JACK	22	495	299	260	RT5	520	(4) 8d TRUSS (4) 8d PLATE	—	—	—	16d NAILS		3 4
JS4	J1	END JACK	7	259	190	446	RT5	520	(4) 8d TRUSS (4) 8d PLATE	—	—	—	16d NAILS		3 4
JS5	J1A	END JACK	1	201	333	250	RT5	520	(4) 8d TRUSS (4) 8d PLATE	—	—	—	16d NAILS		4 3
J5	J2	CORNER JACK	3	479	48	242	RT5	540	(4) 8d TRUSS (4) 8d PLATE	—	—	—	16d NAILS		3 3
JS6	J2A	END JACK	1	432	66	41	RT5	540	(4) 8d TRUSS (4) 8d PLATE	—	—	—	16d NAILS		4 2
JS7	J2B	CORNER JACK	1	392	72	116	RT5	540	(4) 8d TRUSS (4) 8d PLATE	—	—	—	16d NAILS		4 2
MHSGRD1	J2C	CORNER JACK	1	296	—	230	RT5	540	(4) 8d TRUSS (4) 8d PLATE	—	—	—	JUS26	1115	HEADER (4) 10d TRUSS (4) 10d
J6	J3	CORNER JACK	3	322	220	42	RT5	540	(4) 8d TRUSS (4) 8d PLATE	—	—	—	16d NAILS		2 2
JS11	J3B	CORNER JACK	1	276	169	28	RT5	540	(4) 8d TRUSS (4) 8d PLATE	—	—	—	16d NAILS		2 2
[illegible]	[illegible]	[illegible]	[illegible]	[illegible]	[illegible]	[illegible]	[illegible]	[illegible]	(4) 8d PLATE	—	—	—	[illegible]		2
JS12	J4B	CORNER JACK	1	174	63	13	RT5	540	(4) 8d TRUSS (4) 8d PLATE	—	—	—	16d NAILS		2 2
J9	J5	CORNER JACK	3	527	346	88	RT16	1030	TOP PLATES (8) 10d TRUSS (8) 10d x 1 1/2"	—	—	—	16d NAILS		4 2
JS10	J5B	CORNER JACK	1	429	257	64	RT5	540	(4) 8d TRUSS (4) 8d PLATE	—	—	—	16d NAILS		3 2
J10	J6	CORNER JACK	3	398	227	56	RT5	540	(4) 8d TRUSS (4) 8d PLATE	—	—	—	16d NAILS		3 2
JS8	J6B	CORNER JACK	1	288	170	47	RT5	540	(4) 8d TRUSS (4) 8d PLATE	—	—	—	16d NAILS		2 2
J11	J7	CORNER JACK	3	220	77	17	RT5	540	(4) 8d TRUSS (4) 8d PLATE	—	—	—	16d NAILS		2 2
JS9	J7B	CORNER JACK	1	131	—	106	RT5	540	(4) 8d TRUSS (4) 8d PLATE	—	—	—	16d NAILS		2 2
J8	J8	CORNER JACK	3	151	49	10	RT5	540	(4) 8d TRUSS (4) 8d PLATE	—	—	—	16d NAILS		2 2
															*TOP NAILS *BOTTOM NAILS
V	V	VALLEY TRUSS					LTW12 @ 48" O.C.	670	(12) 10d						
	(2) 2X4 SYP.CONVENTIONAL FRAMED ENTRY						LTW12	670	(12) 10d				LTW12	670	(12) 10d

ALL HARDWARE MANUFACTURED BY USP XXXX

ALL HARDWARE MANUFACTURED BY SIMPSON XXXX[1]

ALL HARDWARE MANUFACTURED BY CLEVELAND XXXX[2]

GENERAL TRUSS NOTES:

1. INFORMATION BASED ON 125 mph WINDLOAD, ALL PRESSURES WERE CALCULATED USING COMPONENTS AND CLADDING
2. ROOF TRUSS LOADING:
   16 psf TOP CHORD LL
   7 psf TOP CHORD DL
   10 psf BOTTOM CHORD LL
   10 psf BOTTOM CHORD DL
   43 psf TOTAL LOAD
3. PROVIDE TRUSS BRACING PER TRUSS ENGINEERING & TPI HIB-91

REVISED 2-25-05

REVISIONS :

12-07-06 REV. CODE INFORMATION

Maronda Homes
(407) 321-0064 4005 MARONDA WAY SANFORD, FLORIDA

FLORIDA:
THIS STRUCTURE WAS DESIGNED IN ACCORDANCE AND MEETS THE REQUIREMENTS OF SECTION R301 OF THE FLORIDA BUILDING CODE 2004 : RESIDENTIAL AND 2005 2005 SUPPLEMENT FOR 125 MPH - 3 SEC. GUST, I=1.0, EXPOSURE B, ENCLOSED BUILDING. ALL CONNECTORS HAVE BEEN CHECKED TO WITHSTAND ALL APPLICABLE LOADS.

GEORGIA:
THIS STRUCTURE WAS DESIGNED IN ACCORDANCE AND MEETS THE REQUIREMENTS OF SECTION R301 OF THE INTERNATIONAL RESIDENTIAL CODE 2006 ; FOR 125 MPH - 3 SEC. GUST, I=1.0, EXPOSURE B, ENCLOSED BUILDING. ALL CONNECTORS HAVE BEEN CHECKED TO WITHSTAND ALL APPLICABLE LOADS.

p:\f\houses_05\cumberland\125\cumm-125.trl

AMERICANA 'NFO. SHEET

CUMBERLAND

ELEVATION "M"

DRAWN BY: GARAGE: RIGHT

RELEASE DATE: 03-2806 125 MPH

11:53:25

Maronda Systems
4005 Maronda Way
Sanford, FL 32771
(407)321-0064

Tomas Ponce P.E.
License No. 0050068

OCT 10 2007

SHEET:
TR1m

PLOT DATE: 03 AUG 2007

FLORIDA BUILDING CODE 2004 : RESIDENTIAL

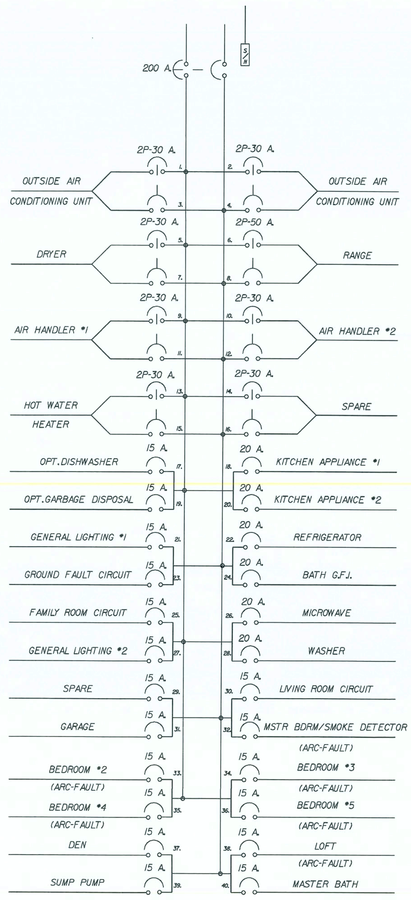

MAIN BREAKER LOAD CENTER

NOTE:
IF LOCAL CODE REQUESTS A LOCK-DOG DEVICE ON BREAKERS FOR APPLIANCES, FIELD WILL SUPPLY TO COMPLY

ELECTRICAL LOAD CALCULATIONS

11/28/06

MODEL: CUMBERLAND 5

		VOLT/AMPS
LARGEST LOAD:HEAT PUMPW/SUPPLEMENTAL HEAT		**22028**
SQUARE FEET LIVING AREA	**3901** @ 3 VOLT/AMPS	11703
SMALL APPLIANCE CIRCUITS		3000
LAUNDRY CIRCUIT		1500
OVEN		11700
WATER HEATER		4500
DISHWASHER		1500
DRYER		5000
DISPOSAL		500
TOTAL LOAD		**39403**

FIRST 10KVA @100%	10000
REMAINDER @40%	11761.2
LARGEST LOAD	22028

TOTAL LOAD **43789** V.A./240 VOLTS= **182** AMPS

SERVICE SIZE: 200 AMPS

NOTE: HEAT PUMPS ARE CALCULATED AT 100% WITH SUPPLIMENTAL HEAT AT 100%

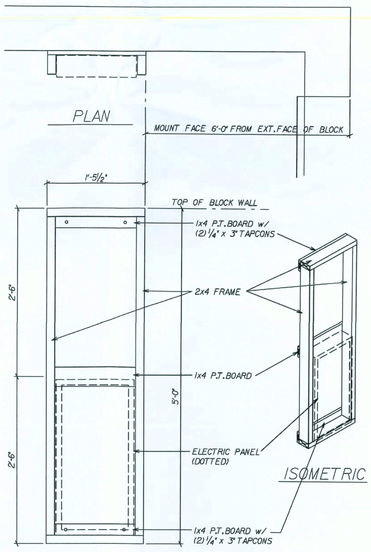

ELECTRIC PANEL FRAME

SCALE: 1"=1'-0"

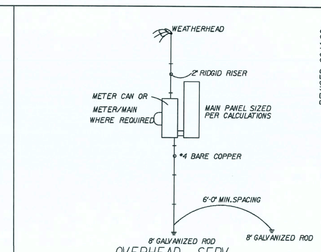

OVERHEAD SERV.

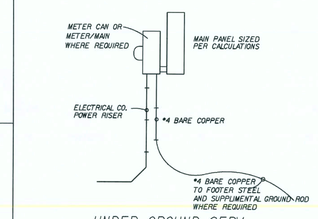

UNDER GROUND SERV.

REVISED 06-14-06 SPACING REQUIREMENT

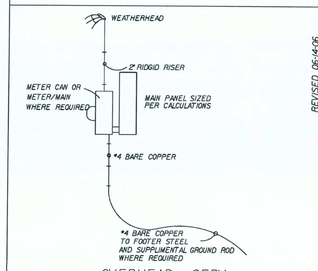

OVERHEAD SERV.

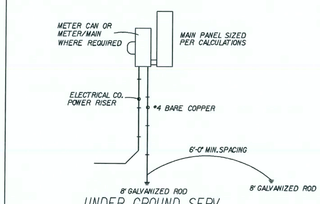

UNDER GROUND SERV.

* GROUNDING ELECTRODE SYSTEM TO BE INSTALLED PER ARTICLE 250 NAT.ELECT.CODE *

REVISED 06-14-06 SPACING REQUIREMENT

REVISIONS :
05-24-06 ADD NOTE FOR LOCK-DOG
11-28-06 REV.ELECT.LOAD CALC.
02-19-07 ADD SMOKE DETECTOR TO MASTER BEDROOM

Maronda Homes
COPYRIGHT © 2005 MARONDA HOMES
4401 MARONDA WAY SANFORD, FLORIDA
(407) 321-0064

AMERICANA MISC.ELECTRICAL
CUMBERLAND
ELEVATION "ALL"
GARAGE:
DRAWN BY:
RELEASE DATE: 09-10-04
15C5C07
PLOT DATE: 23 JUL 2007

SHEET: E1A

FLORIDA BUILDING CODE 2004 ; RESIDENTIAL

elecitem REPORT

Thu Feb 17 08:08:13 2005
p:#fl#houses 05#cumberland#electric#el1.ele

QUANTITY	DESCRIPTION
21	1451 Single Pole Switch
1	200 Amp Panel
3	220 V. Special Receptacle
1	ANC U200 - Underground Meter Socket
2	CLN B344A - 3 Gang Box
9	CLN B620H - Octagon Hanger
2	Cable TV
5	Cable TV
2	Ceiling Fan (By Others)
1	Deluxe Broadway 2' P3298-10
1	Deluxe Broadway 4' P3300-15
1	Door Bell Buzzer
1	Door Bell Chime
1	Door Bell Transformer
32	Duplex Receptacle
2	Exhaust Fan
1	Exterior WP Lamp
1	Fluor Ltg 4'L (48)
2	Front Door WP Lamp
4	G.F.I. Receptacle
6	H-7T Overhead Light
5	H-7T-Rec Lht
2	Power Disconnect Switch
53	RAC 7302 - 1 Gang Box
10	RAC 7835 - 2 Gang Box
1	Rear Door WP Lamp
3	Single Receptacle
3	Smoke Detector
3	Switched Receptacle
3	Telephone Outlet
9	Three Way Switch

elecinth REPORT

Thu Feb 17 08:08:13 2005
p:#fl#houses 05#cumberland#electric#el1.ele

QUANTITY	DESCRIPTION
95'	10 Gauge/3 Cond. Copper
734'	12 Gauge/2 Cond. Copper
1514'	14 Gauge/2 Cond. Copper
281'	14 Gauge/3 Cond. Copper
186'	6 Gauge/3 Cond. Copper

GENERAL ELECTRICAL NOTES:

CIRCUITRY IS DIAGRAMATIC ONLY, FIELD CONDITIONS MAY CHANGE ACTUAL INSTALLATION.

PROVIDE AFCIs (arc-fault circuit interrupters) IN ALL DWELLING UNIT BEDROOMS PER NEC. SECTION 210.12

SMOKE DETECTORS ARE INSTALLED PER MFG. INSTRUCTIONS AND NFPA 72. ALL DEVICES SHALL BE INTERCONNECTED WITH BATTERY BACK-UP.

FOR INSTALLATION OF GROUND ROD SEE TYP. CONC.ENCASED ELECTRODE DETAIL SHEET* FTG

REVISED 05-25-06

LIST OF OPTIONS:

CFA	OPTIONAL COACH LIGHTS,(2) FLOOD LIGHTS AT REAR AND GARAGE OUTLET — REVISED 11-18-05
GSO	OPTIONAL DOOR LIGHT — REVISED 11-18-05

ELECTRICAL SYMBOL LEGEND:

REGULAR TEXT	REVERSE TEXT	DESCRIPTION
DS	DS	Power Disconnect Switch
		Door Bell Chime
		Door Bell Buzzer
		Ceiling Fan (By Others)
SD	SD	Smoke Detector
		Light Fixture Bath
		Exterior WP Lamp
		Single Pole Switch
		Three Way Switch
		Single Receptacle
		Duplex Receptacle
GFI	GFI	GFI Receptacle
		Switched Receptacle
		220 V.Special Receptacle
		Ceiling Ltg Fixture
		Recessed Ltg.Fixture
		Exhaust Fan
CATV	CATV	Cable TV
TP	TP	Telephone Outlet
FL	FL	Flood Lights
		Exhaust Fan / Light Combo

REVISED 03-9-07

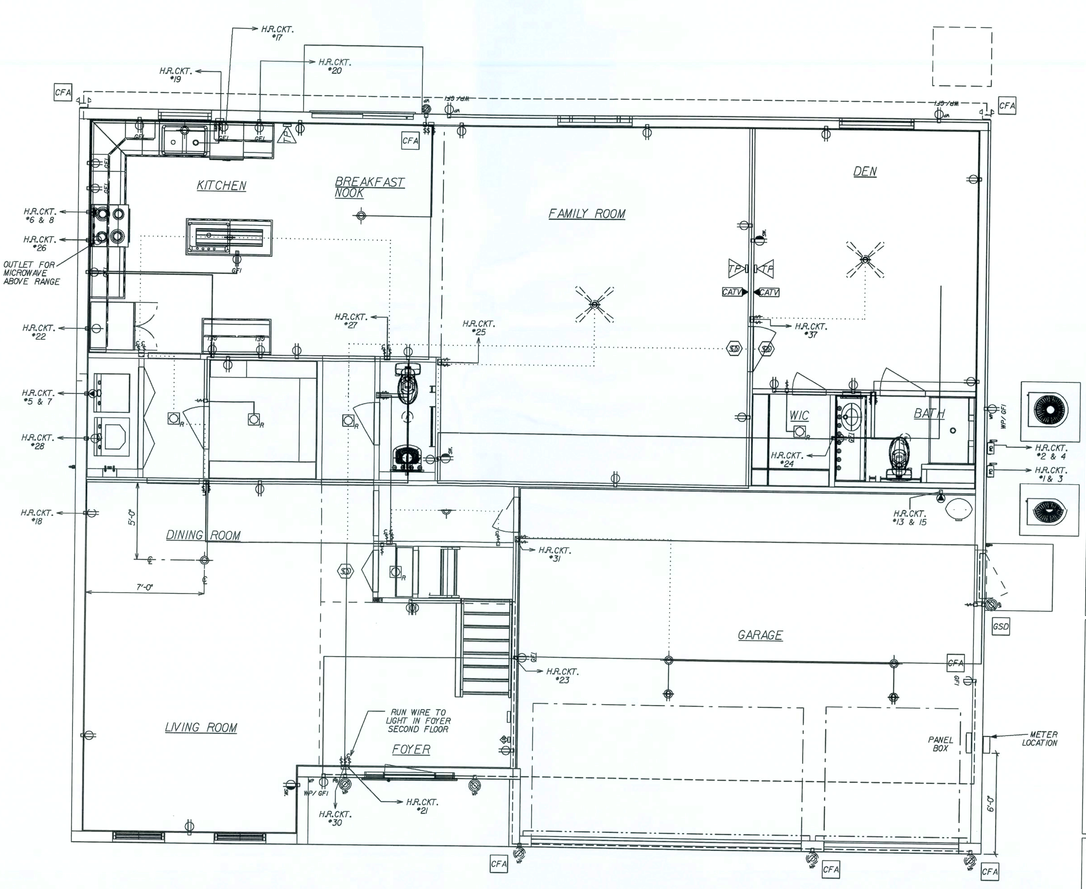

REVISIONS :
02-19-07 ADD SMOKE DETECTOR TO MASTER BEDROOM

Maronda Homes
COPYRIGHT © 2005 MARONDA HOMES
4401 MARONDA WAY SANFORD, FLORIDA
(407) 321-0064

AMERICANA 1st FLR ELECTRIC
CUMBERLAND
ELEVATION "ALL"
GARAGE: RIGHT
DRAWN BY:
RELEASE DATE: 01-4-05
15C5C06
PLOT DATE: 23 JUL 2007

SHEET: E1

FLORIDA BUILDING CODE 2004 ; RESIDENTIAL

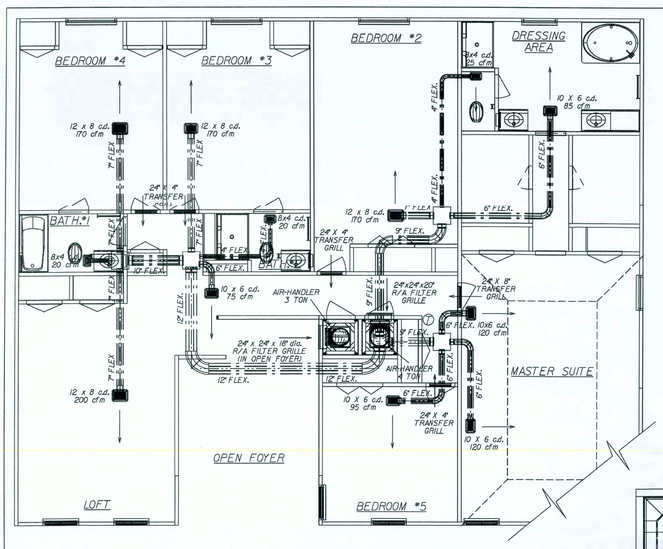

2nd. FLOOR HEATING LAYOUT

MECHANICAL EQUIPMENT :

4 TON
TEMPSTAR FEM2X4800 13 SEER
TEMPSTAR N2H348AKA 13 SEER
7.5 KW
BRAEBURN 2 STAGE HEAT PUMP PROGRAMABLE
BROAN 671 (70 CFM)
SIZE OF REDUCTION BOXES (DB6-16x14x16x12x15)
SIZE OF TRIANGLES (15x15x15x15)
EXT STATIC .60 1460 CFM L

ALL TAPES, CONNECTORS AND MASTIC USED WILL BE UL-181 APPROVED

GENERAL MECHANICAL NOTES:

ALL TAPES, CONNECTORS AND MASTIC USED WILL BE UL-181 APPROVED.

SEE ELECTRIC PLANS FOR EXHAUST FAN LOCATIONS IN BATH AREAS.

SEE FLOOR PLAN FOR CLOTHES DRYER VENT LOCATION.

M1602.4 BALANCED RETURN AIR: TRANSFER GRILLES @ HABITABLE ROOMS SEE DETAIL BELOW:

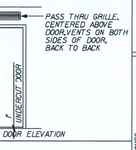

MECHANICAL EQUIPMENT :

3 TON
TEMPSTAR FEM2X3600 13 SEER
TEMPSTAR N2H336AKA 13 SEER
5 KW
BRAEBURN 5200 PROGRAMABLE
BROAN 671 (70 CFM) (2)
EXT STATIC .60 935 CFM L
SIZE OF REDUCTION BOXES (DB6-16x14x16x12x15)
SIZE OF TRIANGLES (15x15x15x15)

ALL TAPES, CONNECTORS & MASTIC USED WILL BE UL-181 APPROVED

1st. FLOOR HEATING LAYOUT

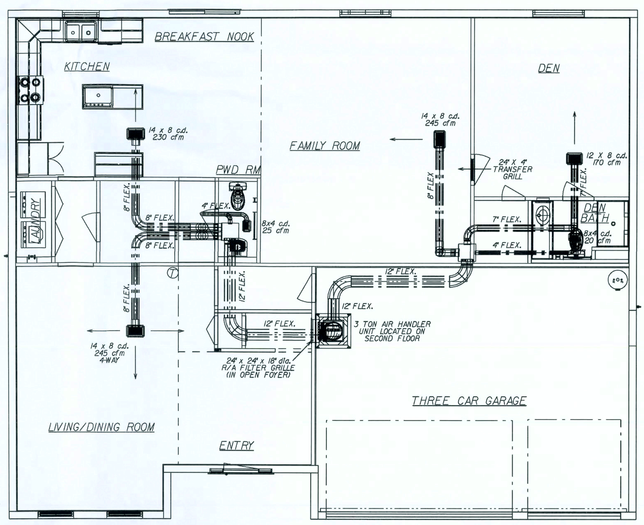

* USE WITH 13 SEER EQUIP. *

REVISIONS :
A) REV.TRANSFER GRILLE @ MBR 19-5-05
B) R.O.S. REMOVED EAVES NOTE
C) 02-06-06 REVISED MASTER BATH LIGHT
D) 07-26-07 REVISED REGISTER NOTES T.M

COPYRIGHT © 2005 MARONDA HOMES

Maronda Homes
(407) 321-0064 4005 MARONDA WAY SANFORD, FLORIDA

AMERICANA REGISTER LAYOUT
CUMBERLAND
ELEVATION "ALL"
DRAWN BY: GARAGE: RIGHT
RELEASE DATE: 09-10-04
11/30/39

SHEET: HVA
PLOT DATE: 08 JUL 2007

FLORIDA BUILDING CODE 2004 ; RESIDENTIAL

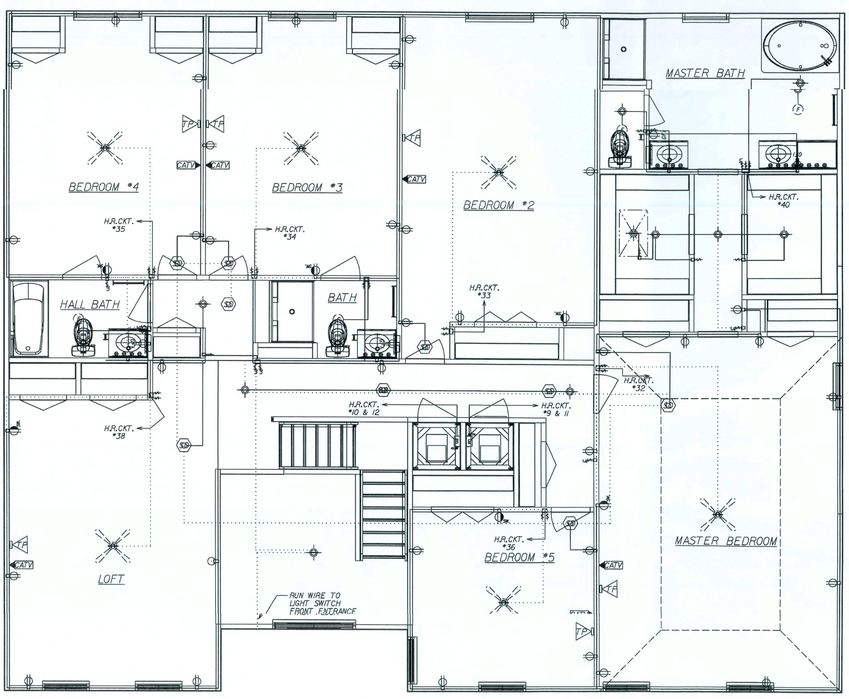

elecitem REPORT

Wed Dec 15 15:07:06 2004
p:#fl#houses 05#cumberland#electric#el2.ele

QUANTITY	DESCRIPTION
23	1451 Single Pole Switch
1	CLN B344A - 3 Gang Box
9	CLN B620H - Octagon Hanger
6	Ceiling Fan (By Others)
3	Deluxe Broadway 2' P3298-10
1	Deluxe Broadway 4' P3300-15
34	Duplex Receptacle
4	Exhaust Fan
1	Floor Rec
9	M-TT Overhead Light
1	M-TT-Rec Lht
2	Power Disconnect Switch
52	RAC 7302 - 1 Gang BoX
10	RAC 7835 - 2 Gang Box
8	Smoke Detector
6	Switched Receptacle
6	Telephone Outlet
7	Three Way Switch

elecinth REPORT

Wed Dec 15 15:07:06 2004
p:#fl#houses 05#cumberland#electric#el2.ele

QUANTITY	DESCRIPTION
112'	10 Gauge/3 Cond. Copper
69'	12 Gauge/2 Cond. Copper
1276'	14 Gauge/2 Cond. Copper
484'	14 Gauge/3 Cond. Copper

GENERAL ELECTRICAL NOTES:

CIRCUITRY IS DIAGRAMATIC ONLY. FIELD CONDITIONS MAY CHANGE ACTUAL INSTALLATION.

PROVIDE AFCIs (arc-fault circuit interrupters) IN ALL DWELLING UNIT BEDROOMS PER NEC. SECTION 210.12

SMOKE DETECTORS ARE INSTALLED PER MFG. INSTRUCTIONS AND NFPA 72. ALL DEVICES SHALL BE INTERCONNECTED WITH BATTERY BACK-UP.

FOR INSTALLATION OF GROUND ROD, SEE TYP. CONC.ENCASED ELECTRODE DETAIL SHEET* FTG

LIST OF OPTIONS:

CFA	OPTIONAL COACH LIGHTS.(2) FLOOD LIGHTS AT REAR AND GARAGE OUTLET REVISED 11-18-05
DSD	OPTIONAL DOOR LIGHT REVISED 11-18-05

ELECTRICAL SYMBOL LEGEND:

REGULAR TEXT	REVERSE TEXT	DESCRIPTION
DS	DS	Power Disconnect Switch
		Door Bell Buzzer
		Ceiling Fan (By Others)
SD	SD	Smoke Detector
		Light Fixture Bath
		Exterior WP Lamp
		Single Pole Switch
		Three Way Switch
		Single Receptacle
		Duplex Receptacle
GFI	GFI	GFI Receptacle
		Switched Receptacle
		220 V. Special Receptacle
		Ceiling Ltg Fixture
		Recessed Ltg.Fixture
		Exhaust Fan
CATV	TVBS	Cable TV
		Telephone Outlet
		Flood Lights
		Exhaust Fan / Light Combo

REVISED 05-05-06

REVISIONS :
A) 02-03-06 REVISED MASTER BATH LIGHT
B) 04/12/06 ADDED SMOKE DET.IN HALL
C) 12/12/07 - REV.SMOKE DET.IN MSTR.BEDRM.
D) 07/23/07 ADDED RECEPT.IN MSTR.BEDRM.

COPYRIGHT © 2005 MARONDA HOMES

Maronda Homes
(407) 321-0064 4005 MARONDA WAY SANFORD, FLORIDA

AMERICANA 2nd FLR ELECTRIC
CUMBERLAND
ELEVATION "ALL"
DRAWN BY: GARAGE: RIGHT
RELEASE DATE: 01-2-05
15/06/08

SHEET: EL2
PLOT DATE: 23 JUL 2007

FLORIDA BUILDING CODE 2004 ; RESIDENTIAL

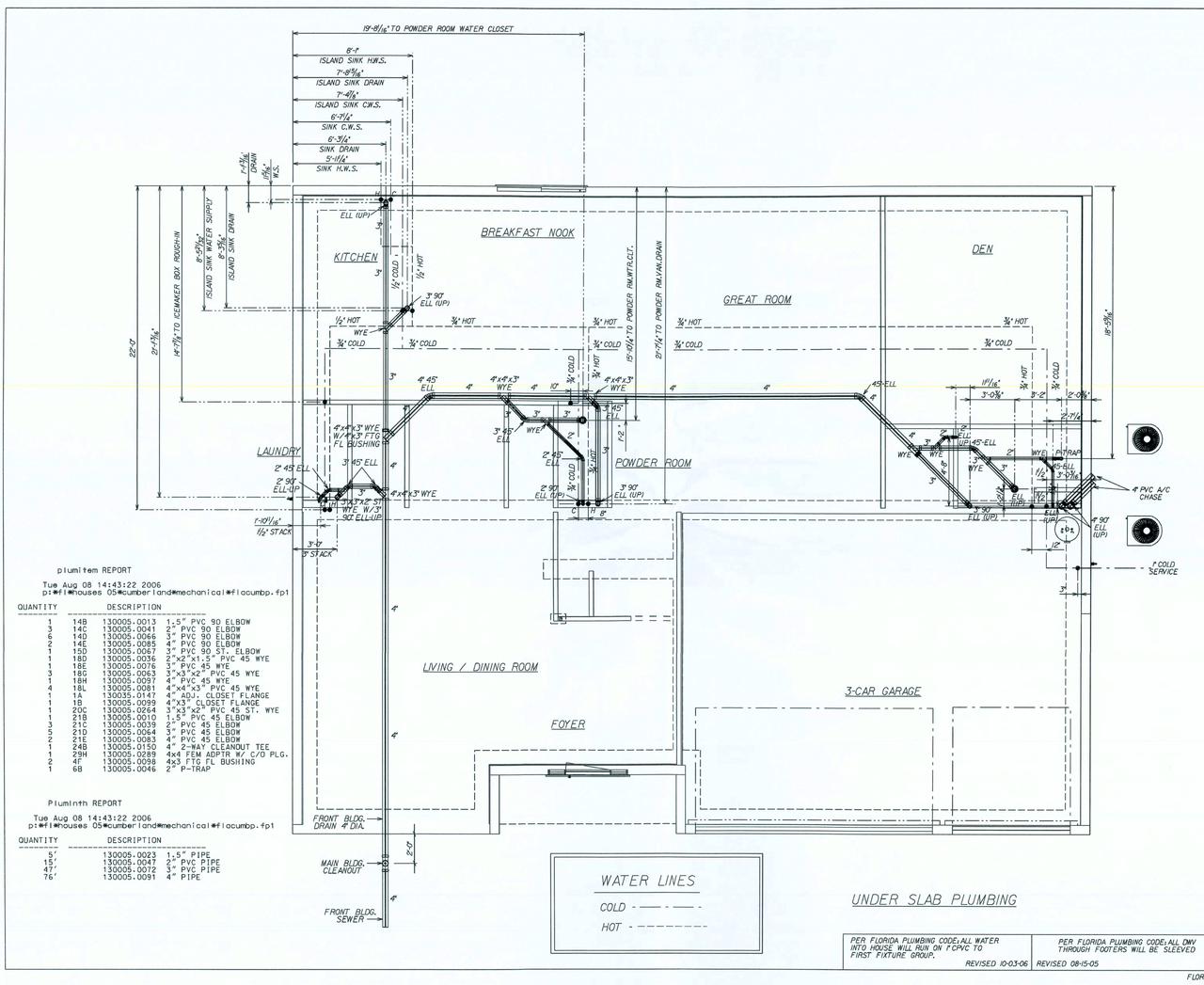

plumitem REPORT

Tue Aug 08 14:43:22 2006
p:#fl#houses 05#cumberland#mechanical#flacumbp.fp1

QUANTITY		DESCRIPTION	
1	14B	130005.0013	1.5" PVC 90 ELBOW
3	14C	130005.0041	2" PVC 90 ELBOW
6	14D	130005.0066	3" PVC 90 ELBOW
2	14E	130005.0085	4" PVC 90 ELBOW
1	15D	130005.0067	3" PVC 90-ST. ELBOW
1	18D	130005.0036	2"x2"x1.5" PVC 45 WYE
1	18E	130005.0076	3" PVC 45 WYE
3	18G	130005.0063	3"x3"x2" PVC 45 WYE
1	18H	130005.0097	4" PVC 45 WYE
4	18L	130005.0081	4"x4"x3" PVC 45 WYE
1	1A	130035.0147	4" ADJ. CLOSET FLANGE
1	1B	130005.0099	4"X3" CLOSET FLANGE
1	20C	130005.0264	3"x3"x2" PVC 45 ST. WYE
1	21B	130005.0010	1.5" PVC 45 ELBOW
3	21C	130005.0039	2" PVC 45 ELBOW
5	21D	130005.0064	3" PVC 45 ELBOW
2	21E	130005.0083	4" PVC 45 ELBOW
1	24B	130005.0150	4" 2-WAY CLEANOUT TEE
1	29H	130005.0289	4x4 FEM ADPTR W/ C/O PLG.
2	4F	130005.0098	4x3 FTG FL BUSHING
1	6B	130005.0046	2" P-TRAP

Pluminth REPORT

Tue Aug 08 14:43:22 2006
p:#fl#houses 05#cumberland#mechanical#flacumbp.fp1

QUANTITY		DESCRIPTION	
5'		130005.0023	1.5" PIPE
15'		130005.0047	2" PVC PIPE
45'		130005.0072	3" PVC PIPE
76'		130005.0091	4" PIPE

REVISIONS :
6-13-06 REV.UG WATER CLOSET FTGS TJM
08-30-06 REV.CLEANOUT & BRM LIST TJM

Maronda Homes
(407) 321-0064 4005 MARONDA WAY SANFORD, FLORIDA

AMERICANA UNGRD. PLBG.
CUMBERLAND
ELEVATION "AL"
DRAWN BY: / / GARAGE: RIGHT
RELEASE DATE: 10/1/6
T.J.TOMEY

SHEET: FPI

PLOT DATE: 22 MAR 2007

FLORIDA BUILDING CODE 2004 ; RESIDENTIAL

* USE WITH 13 SEER EQUIP. *

hvacitem REPORT

Tue Nov 14 16:39:36 2006
p:#fl#houses 05#cumberland#mechanical#flacumh.htg

QUANTITY		DESCRIPTION	
5	23A	150045.0035	8x4 CEILING BOOT W/4" DIA. COLLAR
5	23C	150045.0036	10x6 CEILING BOOT W/6" DIA. COLLAR
4	23E	150045.0038	12x8 CEILING BOOT W/7" DIA. COLLAR
3	23H	150045.0039	14x8 CEILING BOOT W/8" DIA. COLLAR
1	23N	150045.0036	10x6 CEILING BOOT
1	23Z	150045.0046	24x24 R/A TRANSITION BOOT W/18" COLLAR
1	23Z1	150045.0046	24x24 R/A TRANSITION BOOT
5'	3F10	150040.0091	10" FOIL FLEX R6
49'	3F12	150040.0098	12" FOIL FLEX R6
3'	3F18	150040.0138	18" FOIL FLEX R6
3'	3F20	150040.0140	20" FOIL FLEX R6
69'	3F4	150040.0091	4" FOIL FLEX R6
49'	3F6	150040.0093	6" FOIL FLEX R6
65'	3F7	150040.0094	7" FOIL FLEX R6
62'	3F8	150040.0095	8" FOIL FLEX R6
16'	3F9	150040.0096	9" FOIL FLEX R6
1	6J1	150005.0043	FEM2X3600A 13 SEER 3.0 TON AIR HANDLER UNIT
1	6L1	150005.0045	FEM2X4800A 13 SEER 4.0 TON AIR HANDLER UNIT
1	6P1	150010.0103	N2H336AKA 13 SEER 3.0 TON CONDENSER
1	6R1	150010.0105	N2H348AKA 13 SEER 4.0 TON CONDENSER
2	7C	150005.0110	19x13x30"H BOX PLENUM
6	7R	150040.0111	18" SQUARE DUCT PLENUM
5	81A	150055.0041	24x4 TRANSFER GRILLE
5	81B	150045.0052	24x4 TRANSFER GRILLE FRAME
1	81C	150055.0078	24x8 TRANSFER GRILLE
1	81D	150045.0078	24x8 TRANSFER GRILLE FRAME
2	84A	150055.0032	24x24 RETURN AIR FILTER GRILLE
5	9B1	150040.0075	4" K-COLLAR/ROTH (4KC/413)
5	9D1	150040.0077	6" K-COLLAR/ROTH (6KC/413)
6	9E1	150040.0078	7" K-COLLAR/ROTH (7KC/413)
3	9F1	150040.0079	8" K-COLLAR/ROTH (8KC/413)
2	9H1	150040.0081	10" K-COLLAR/ROTH (10KC/413)
6	9I1	150040.0082	12" K-COLLAR/ROTH (12KC/413)
4	9L1	150040.0080	9" K-COLLAR/ROTH (9KC/413)
1	9M1	150040.0137	18" K-COLLAR/ROTH (18KC/413)
2	9O1	150040.0139	20" K-COLLAR/ROTH (413)

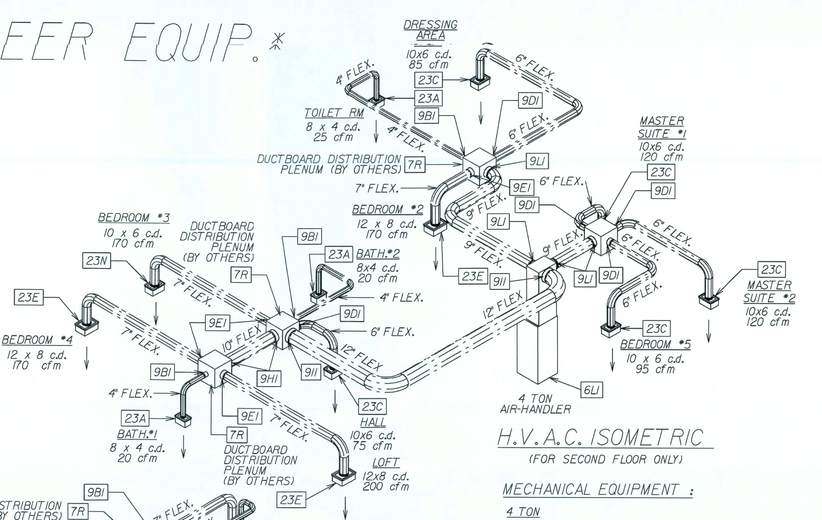

H.V.A.C. ISOMETRIC

(FOR SECOND FLOOR ONLY)

MECHANICAL EQUIPMENT :

4 TON
TEMPSTAR FEM2X4800 13 SEER
TEMPSTAR N2H348AKA 13 SEER
7.5 KW
BRAEBURN 2 STAGE HEAT PUMP PROGRAMABLE
BRDAN 671(70 CFM)
SIZE OF TRIANGLES (15x15x15x15)
EXT STATIC .60 1460 CFM L

ALL TAPES,CONNECTORS AND MASTIC USED WILL BE UL-181 APPROVED

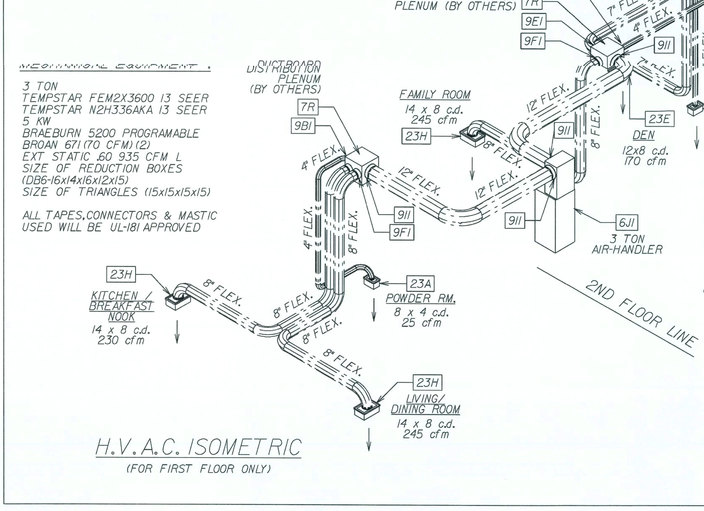

MECHANICAL EQUIPMENT :

3 TON
TEMPSTAR FEM2X3600 13 SEER
TEMPSTAR N2H336AKA 13 SEER
5 KW
BRAEBURN 5200 PROGRAMABLE
BRDAN 671(70 CFM)(2)
EXT STATIC .60 935 CFM L
SIZE OF REDUCTION BOXES
(DB6-16x14x16x12x15)
SIZE OF TRIANGLES (15x15x15x15)

ALL TAPES,CONNECTORS & MASTIC USED WILL BE UL-181 APPROVED

H.V.A.C. ISOMETRIC

(FOR FIRST FLOOR ONLY)

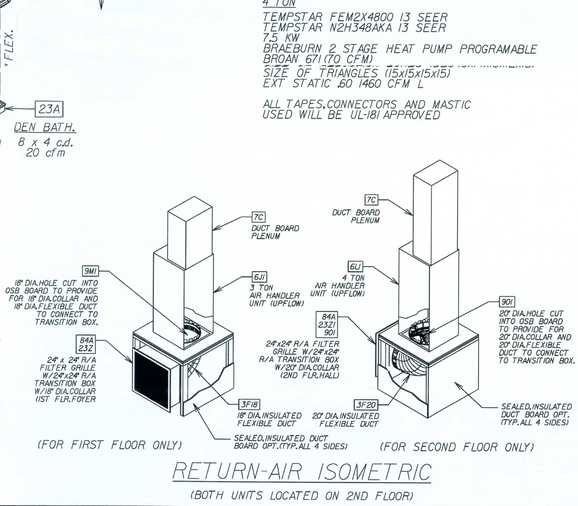

RETURN-AIR ISOMETRIC

(BOTH UNITS LOCATED ON 2ND FLOOR)

REVISIONS :
A) REV.FLEX.DUCT SIZES 10/29/06 TJT.
11/15/06 COMPLETE 13 SEER UPDATE TJM
07/06/07 REVISED REGISTER & NOTES TJM

Maronda Homes
(407) 321-0064 4005 MARONDA WAY SANFORD, FLORIDA

AMERICANA HVAC ISOMETRIC
CUMBERLAND
ELEVATION "AL"
DRAWN BY: / / GARAGE: RIGHT
RELEASE DATE: 11/30/40
T.J.TOMEY

SHEET: ISO-H

PLOT DATE: 06 JUL 2007

FLORIDA BUILDING CODE 2004 ; RESIDENTIAL

COMPLETE SANITARY PLUMBING DIAGRAM:

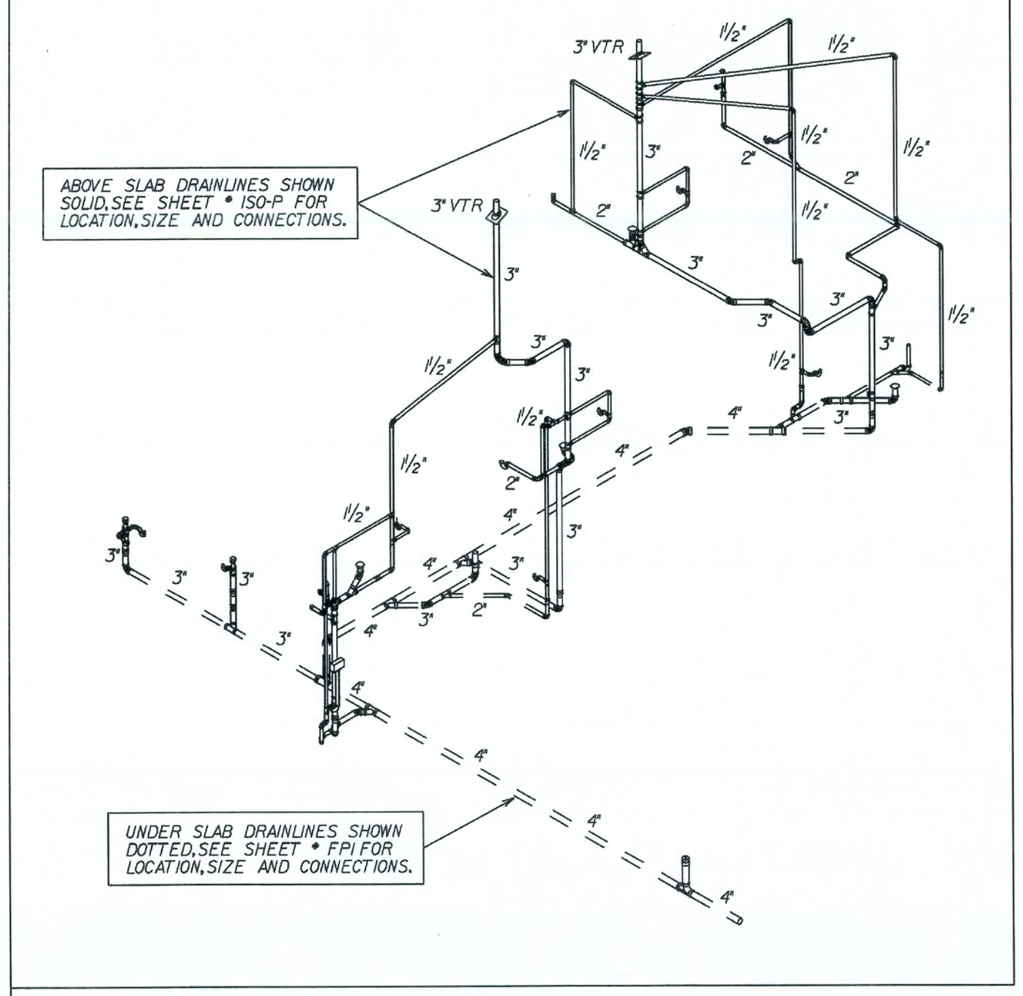

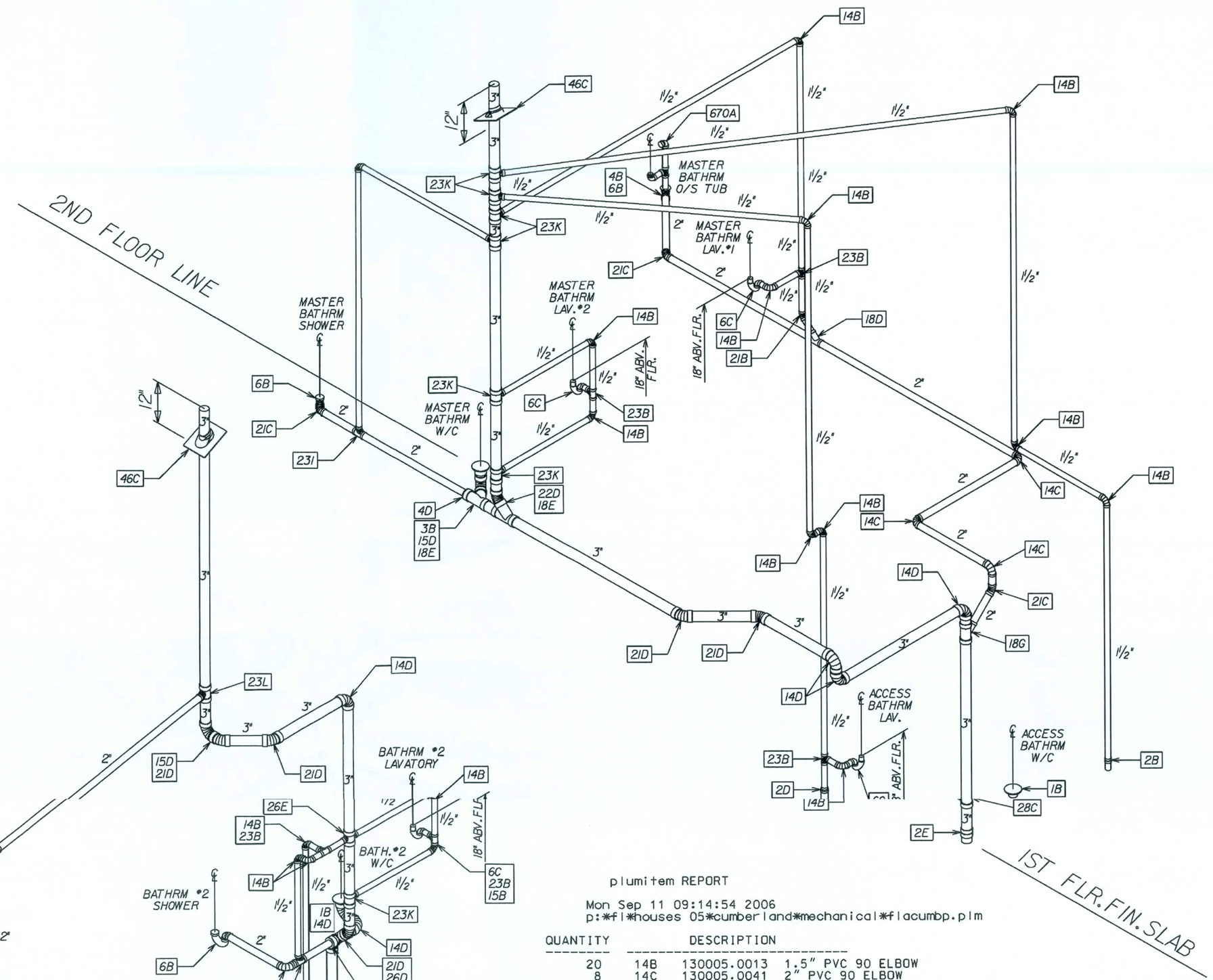

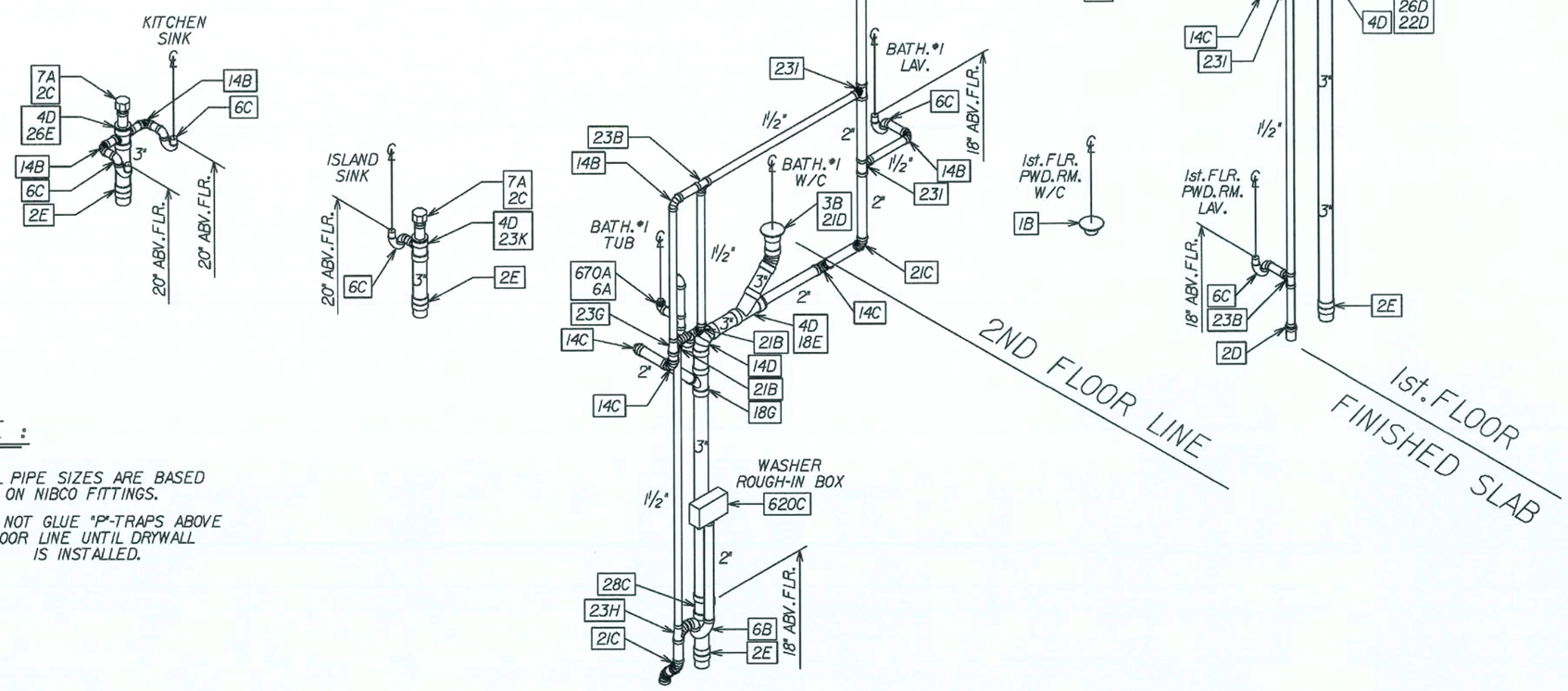

plumitem REPORT

Mon Sep 11 09:14:54 2006
p:*fl*houses 05*cumberland*mechanical*flacumbp.plm

QUANTITY		DESCRIPTION	
20	14B	130005.0013	1.5" PVC 90 ELBOW
8	14C	130005.0041	2" PVC 90 ELBOW
7	14D	130005.0066	3" PVC 90 ELBOW
1	15B	130005.0015	1.5" PVC 90 ST. ELBOW
2	15D	130005.0067	3" PVC 90 ST. ELBOW
1	18D	130005.0036	2"x2"x1.5" PVC 45 WYE
3	18E	130005.0076	3" PVC 45 WYE
2	18G	130005.0063	3"x3"x2" PVC 45 WYE
3	1B	130005.0099	4"X3" CLOSET FLANGE
3	21B	130005.0010	1.5" PVC 45 ELBOW
6	21C	130005.0039	2" PVC 45 ELBOW
6	21D	130005.0064	3" PVC 45 ELBOW
2	22D	130005.0065	3" PVC 45 ST. ELBOW
7	23B	130005.0024	1.5" PVC TEE
1	23G	130005.0029	2"x1.5"x1.5" PVC TEE
1	23H	130005.0265	2"x1.5"x2" PVC TEE
4	23I	130005.0034	2"x2"x1.5" PVC TEE
8	23K	130005.0056	3"x3"x1.5" PVC TEE
1	23L	130005.0062	3"x3"x2" PVC TEE
1	26D	130005.0273	3" DOUBLE TEE
2	26E	130005.0132	3"x3"x1.5"x1.5" DOUBLE TEE
2	28C	130005.0070	3" TEST TEE W/CO PLUG
1	2B	130005.0017	1.5" PVC COUPLING
2	2C	130005.0043	2" PVC COUPLING
2	2D	130005.0033	2x1.5 PVC REDUCER COUPLING
5	2E	130005.0068	3" PVC COUPLING
2	3B	130035.0149	4"x3" ADJUSTABLE FITTING CLOSET FLANGE
2	46C	130050.0028	3" NEOPRENE ROOF FLASHING
1	4B	130005.0032	2x1.5 FTG FL BUSHING
5	4D	130005.0059	3x2 FTG FL BUSHING
1	620C	130035.0027	Laundry Box Center
2	670A	130005.0105	1 1/2" WATCO TUB OVERFLOW ASSEMBLY
1	6A	130005.0022	1.5"x1.5" P-TRAP PartA
1	6A	130005.0022	1.5"x1.5" P-TRAP PartB
4	6B	130005.0046	2" P-TRAP
9	6C	130005.0107	1.5"x1.25" P-TRAP W/UNION JT
2	7A	130005.0160	1.25-2" STUDOR MINI-VENT
161'		130005.0023	1.5" PIPE
64'		130005.0047	2" PVC PIPE
81'		130005.0072	3" PVC PIPE

NOTE :

1) ALL PIPE SIZES ARE BASED ON NIBCO FITTINGS.

2) DO NOT GLUE "P"-TRAPS ABOVE FLOOR LINE UNTIL DRYWALL IS INSTALLED.

PER FLORIDA PLUMBING CODE: ALL DWV THROUGH FOOTERS WILL BE SLEEVED

REVISED 08-15-05

REVISIONS :
09/11/06 REVD. KITCHEN SINK ASSIGEM. - TJM

Maronda Homes
(407) 321-0064 4005 MARONDA WAY SANFORD, FLORIDA

AMERICANA
D.W.V. HLBG. ISO
CUMBERLAND
ELEVATION "AL"
GARAGE: RIGHT
DRAWN BY: T.J. TOOMEY
RELEASE DATE: 09-10-04
PLOT DATE: 22 MAR 2007
10:17:17
p:\houses_05\cumberland\mechanical\flacumbp1.iso

SHEET: ISO-P

FLORIDA BUILDING CODE 2004 : RESIDENTIAL

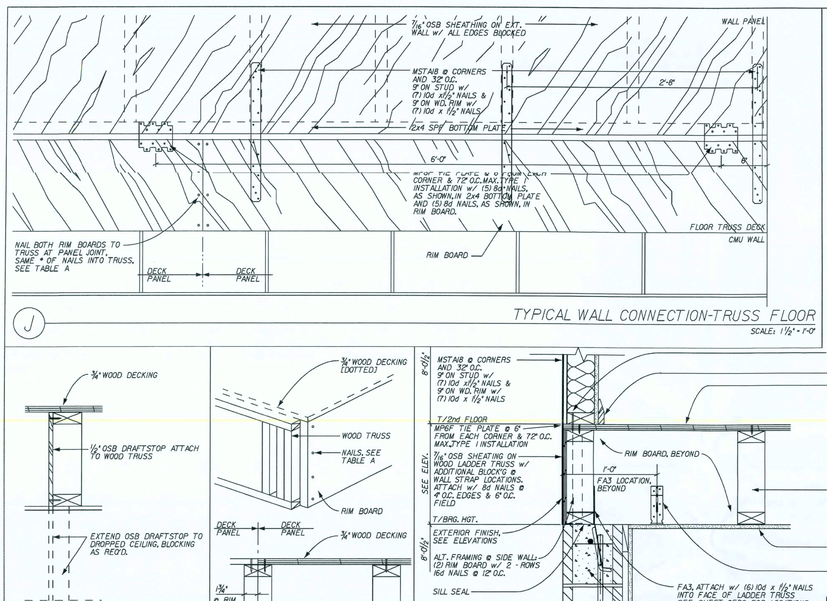

J TYPICAL WALL CONNECTION-TRUSS FLOOR
SCALE: 1½" = 1'-0"

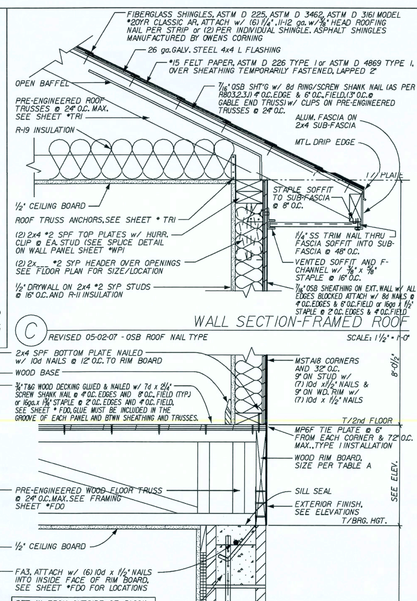

C WALL SECTION-FRAMED ROOF
REVISED 05-02-07 -OSB ROOF NAIL TYPE
SCALE: 1½" = 1'-0"

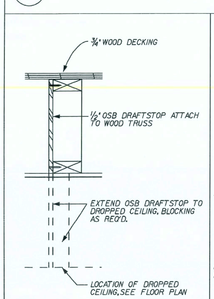

H DRAFT STOPPING-TRUSS FLOOR
SCALE: 1½" = 1'-0"

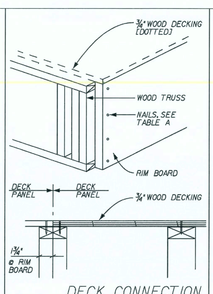

G DECK CONNECTION @ PANEL JOINT TRUSS FLOOR
SCALE: 1½" = 1'-0"

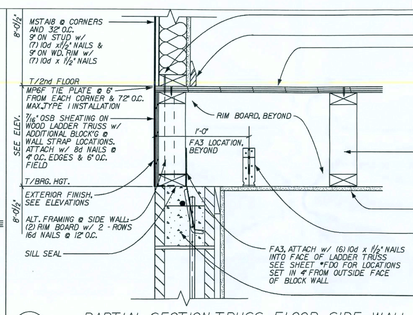

E PARTIAL SECTION-TRUSS FLOOR SIDE WALL
REVISED 05-02-07 FLOOR DECK NAIL'G
SCALE: 1½" = 1'-0"

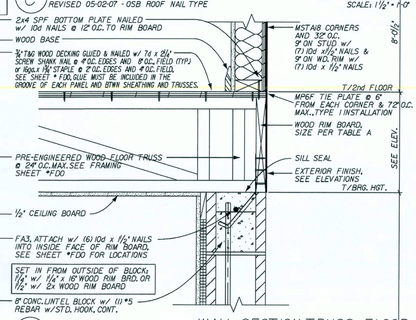

B WALL SECTION-TRUSS FLOOR
REVISED 05-02-07 FLOOR DECK NAIL'G
SCALE: 1½" = 1'-0"

TABLE A		
TRUSS DEP.	RIM BD.	* NAILS, RIM BRD. TO FLOOR TRUSS
9¼"	2x10	(4) 10d NAILS
16"	1¼" x 16"	(6) 10d NAILS

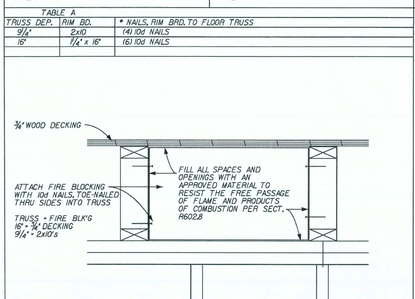

F FIRE BLOCKING-TRUSS FLOOR
REVISED 05-05-06 REV. NOTE @ OPENINGS
SCALE: 1½" = 1'-0"

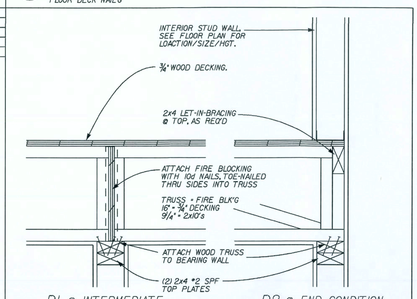

D TYPICAL INTERIOR BEARING WALL-TRUSS FLOOR
REVISED 01-04-07 LET-IN BRACING NOTE
SCALE: 1½" = 1'-0"

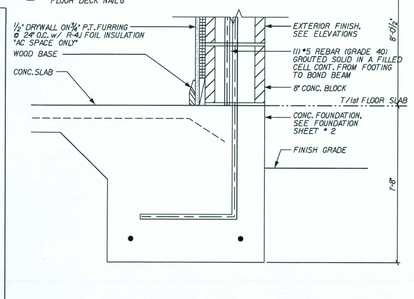

A WALL SECTION-FOUNDATION @ BLOCK
REVISED 02-19-07 FOIL INSUL TO R-4
SCALE: 1½" = 1'-0"

REVISIONS :
02-2-06 REV. WOOD TRUSSES

Maronda Homes
(407) 321-0064 4005 MARONDA WAY SANFORD, FLORIDA

COPYRIGHT @ 2005 MARONDA HOMES

05

TWO STORY | WALL SECTION
CUMBERLAND
DRAWN BY: | GARAGE:
RELEASE DATE: 09/01/04
H6254B

Maronda Systems
4005 Maronda Way
Sanford, FL 32771
(407)321-0064

Tomas Ponce P.E.
License No. 0050068
OCT 10 2007

SHEET:
WS-S1

PLOT DATE: 02 MAR 2007

FLORIDA BUILDING CODE 2004 ; RESIDENTIAL

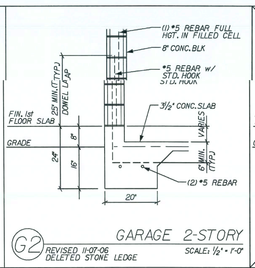

G2 GARAGE 2-STORY
REVISED 11-07-06 DELETED STONE LEDGE
SCALE: 1½" = 1'-0"

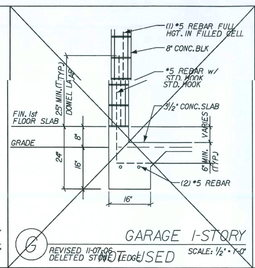

G GARAGE 1-STORY
REVISED 11-07-06 DELETED STONE LEDGE
NOT USED
SCALE: 1½" = 1'-0"

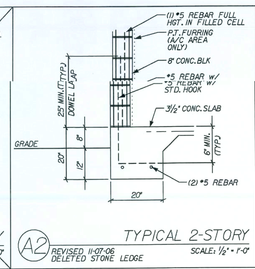

A2 TYPICAL 2-STORY
REVISED 11-07-06 DELETED STONE LEDGE
SCALE: 1½" = 1'-0"

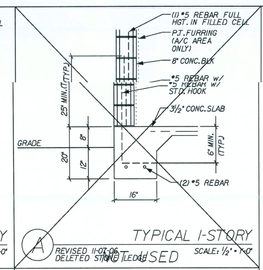

A TYPICAL 1-STORY
REVISED 11-07-06 DELETED STONE LEDGE
NOT USED
SCALE: 1½" = 1'-0"

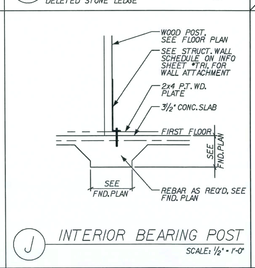

J INTERIOR BEARING POST
SCALE: 1½" = 1'-0"

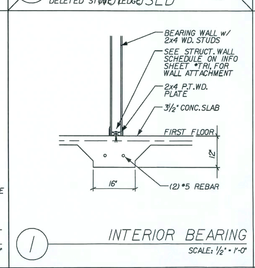

I INTERIOR BEARING
SCALE: 1½" = 1'-0"

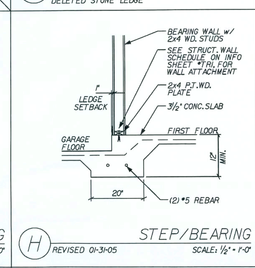

H STEP/BEARING
REVISED 01-31-05
SCALE: 1½" = 1'-0"

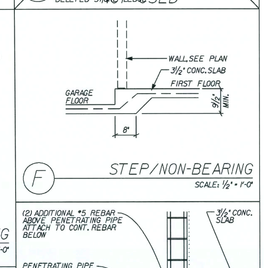

F STEP/NON-BEARING
SCALE: 1½" = 1'-0"

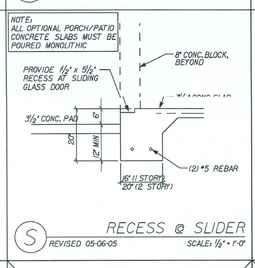

S RECESS @ SLIDER
REVISED 05-06-05
SCALE: 1½" = 1'-0"

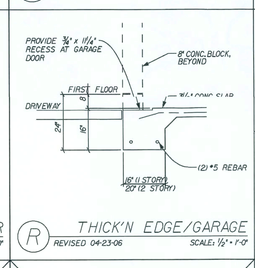

R THICK'N EDGE/GARAGE
REVISED 04-23-06
SCALE: 1½" = 1'-0"

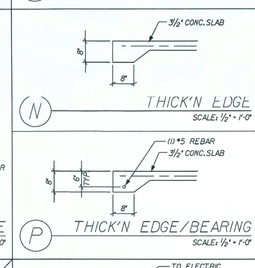

N THICK'N EDGE
SCALE: 1½" = 1'-0"

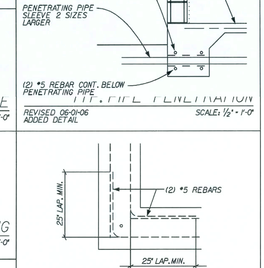

TYP. PIPE PENETRATION
REVISED 06-01-06 ADDED DETAIL
SCALE: 1½" = 1'-0"

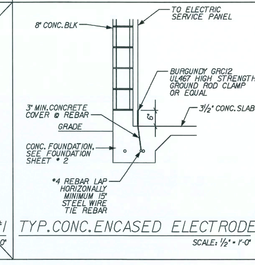

P THICK'N EDGE/BEARING
SCALE: 1½" = 1'-0"

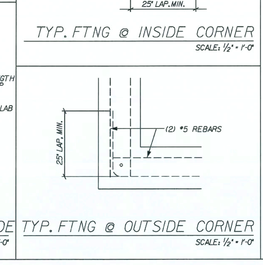

TYP. FTNG @ INSIDE CORNER
SCALE: 1½" = 1'-0"

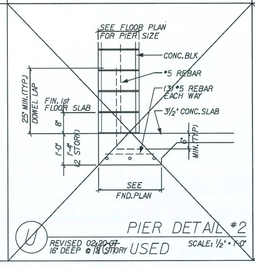

U PIER DETAIL #2
REVISED 02-20-07 16" DEEP @ 1 STORY
NOT USED
SCALE: 1½" = 1'-0"

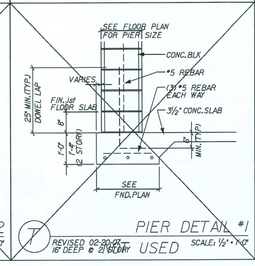

T PIER DETAIL #1
REVISED 02-20-07 16" DEEP @ 2 STORY
NOT USED
SCALE: 1½" = 1'-0"

TYP.CONC.ENCASED ELECTRODE
SCALE: 1½" = 1'-0"

TYP. FTNG @ OUTSIDE CORNER
SCALE: 1½" = 1'-0"

REVISIONS :

Maronda Homes
(407) 321-0064 4005 MARONDA WAY SANFORD, FLORIDA

COPYRIGHT @ 2005 MARONDA HOMES

05

FOOTINGS A | STANDARD DETAILS
CUMBERLAND
DRAWN BY: | GARAGE:
RELEASE DATE: 09/01/04
H6254B

Maronda Systems
4005 Maronda Way
Sanford, FL 32771
(407)321-0064

Tomas Ponce P.E.
License No. 0050068
OCT 10 2007

SHEET:
FTG

PLOT DATE: 02 MAR 2007

FLORIDA BUILDING CODE 2004 ; RESIDENTIAL

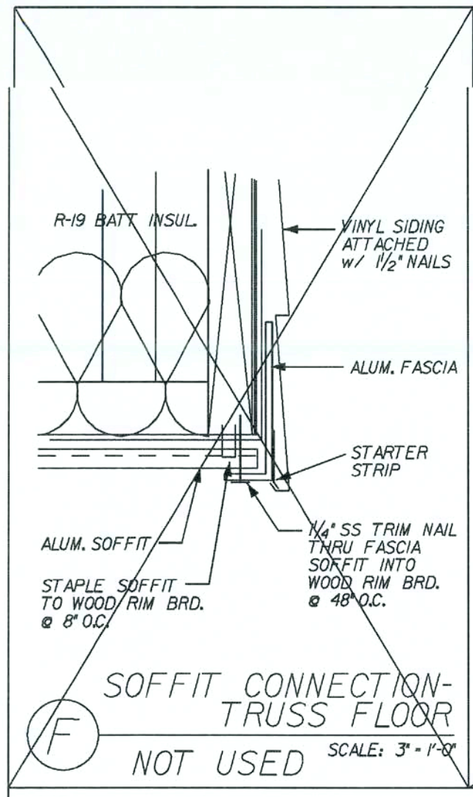

F SOFFIT CONNECTION-TRUSS FLOOR

NOT USED

SCALE: 3" = 1'-0"

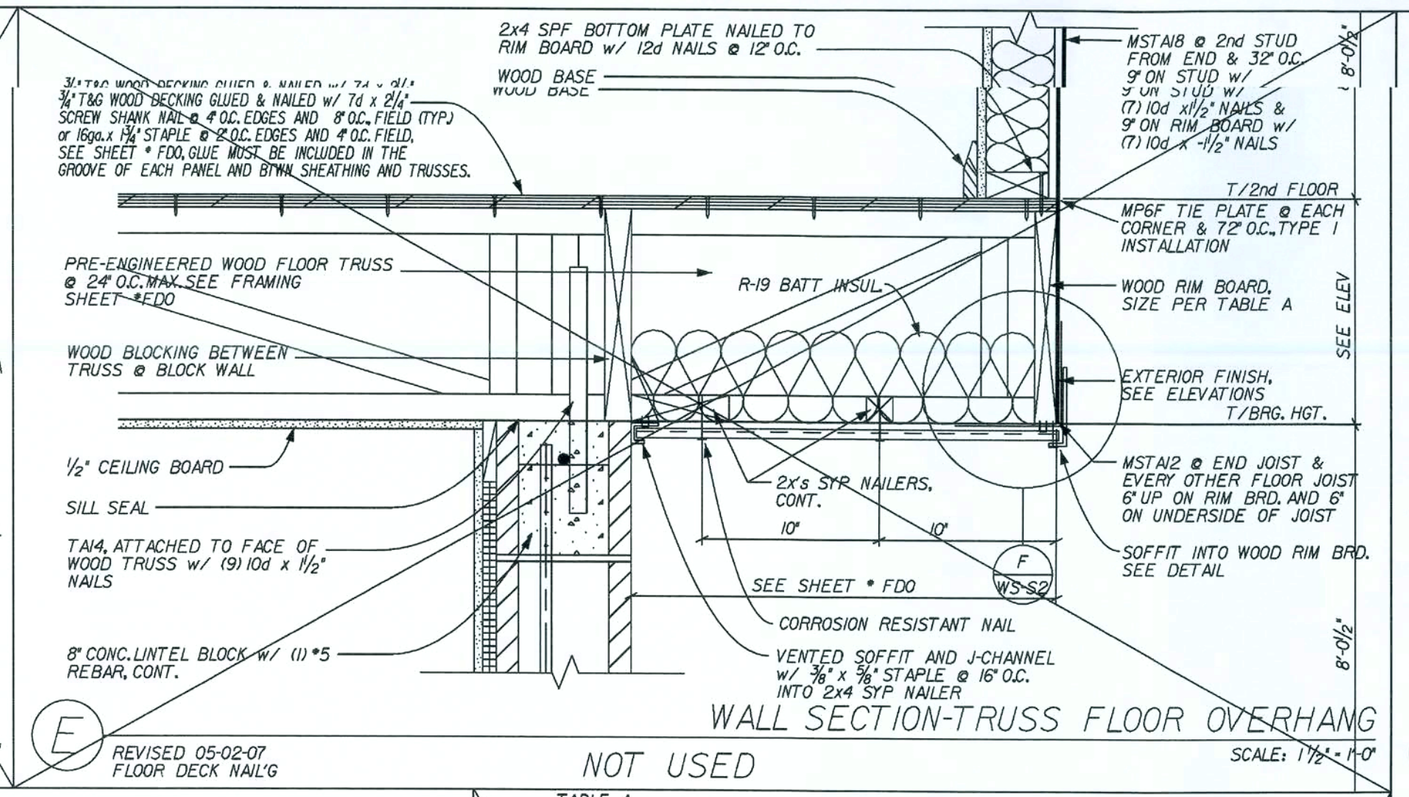

E WALL SECTION-TRUSS FLOOR OVERHANG

REVISED 05-02-07 FLOOR DECK NAIL'G

NOT USED

SCALE: 1½" = 1'-0"

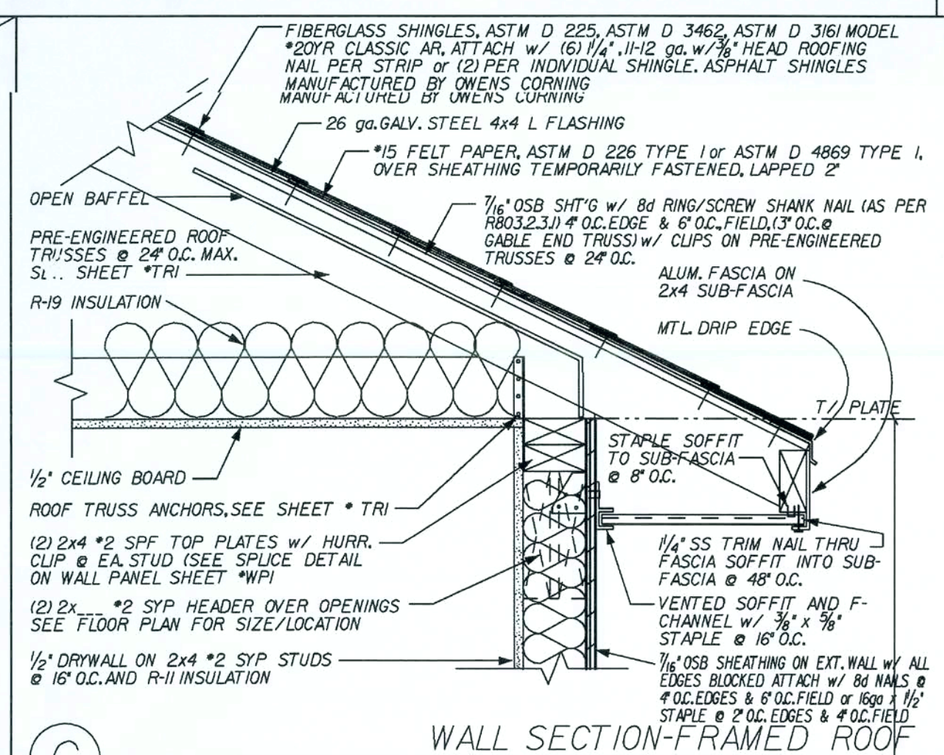

C WALL SECTION-FRAMED ROOF

REVISED 05-02-07 - OSB ROOF NAIL TYPE

SCALE: 1½" = 1'-0"

TABLE A		
TRUSS DEP.	RIM BD.	* NAILS, RIM BRD. TO FLOOR TRUSS
8¼"	2x10	(4) 10d NAILS
16"	1¼" x 16"	(6) 10d NAILS

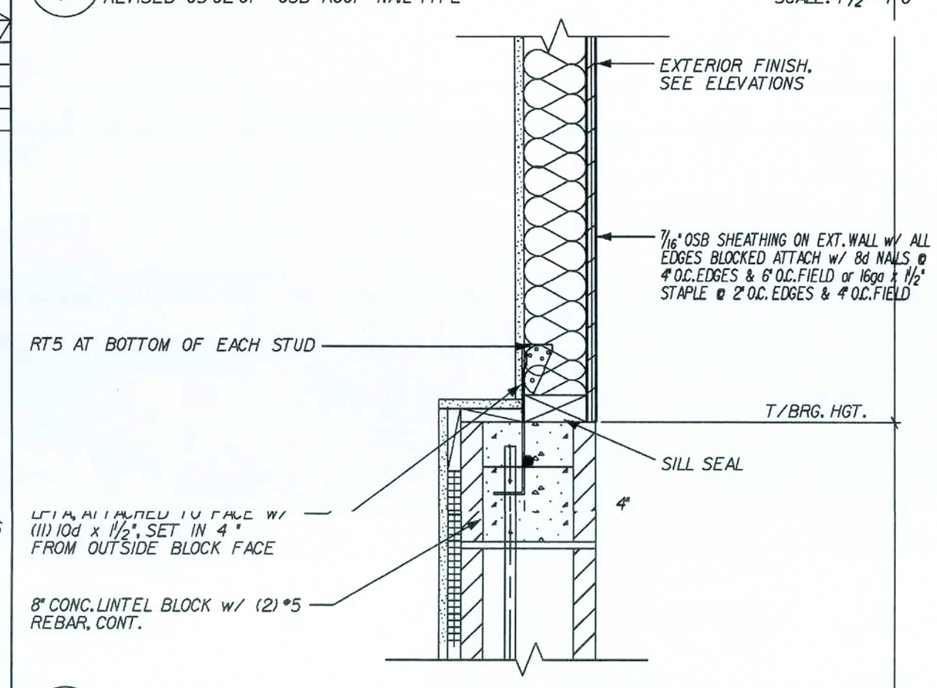

B WALL SECTION-OPEN SPACE

REVISED 04-16-07 - STAPLES @ OSB WALLS

SCALE: 1½" = 1'-0"

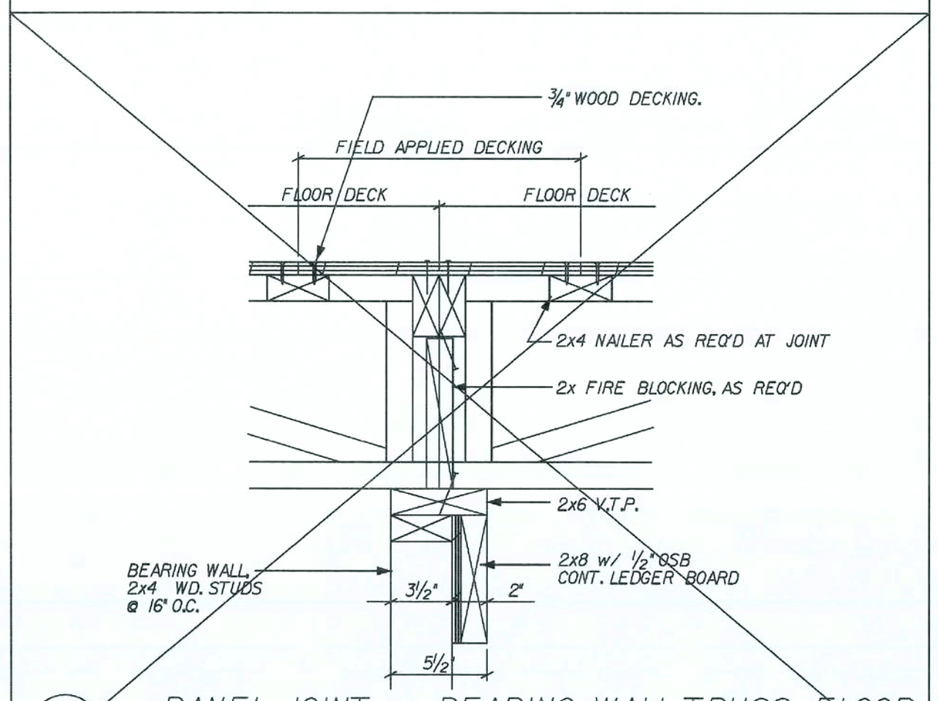

H PANEL JOINT @ BEARING WALL-TRUSS FLOOR

REVISED 12-20-05 : REV. *9 SCREW TO *10 SCREW

NOT USED

SCALE: 1½" = 1'-0"

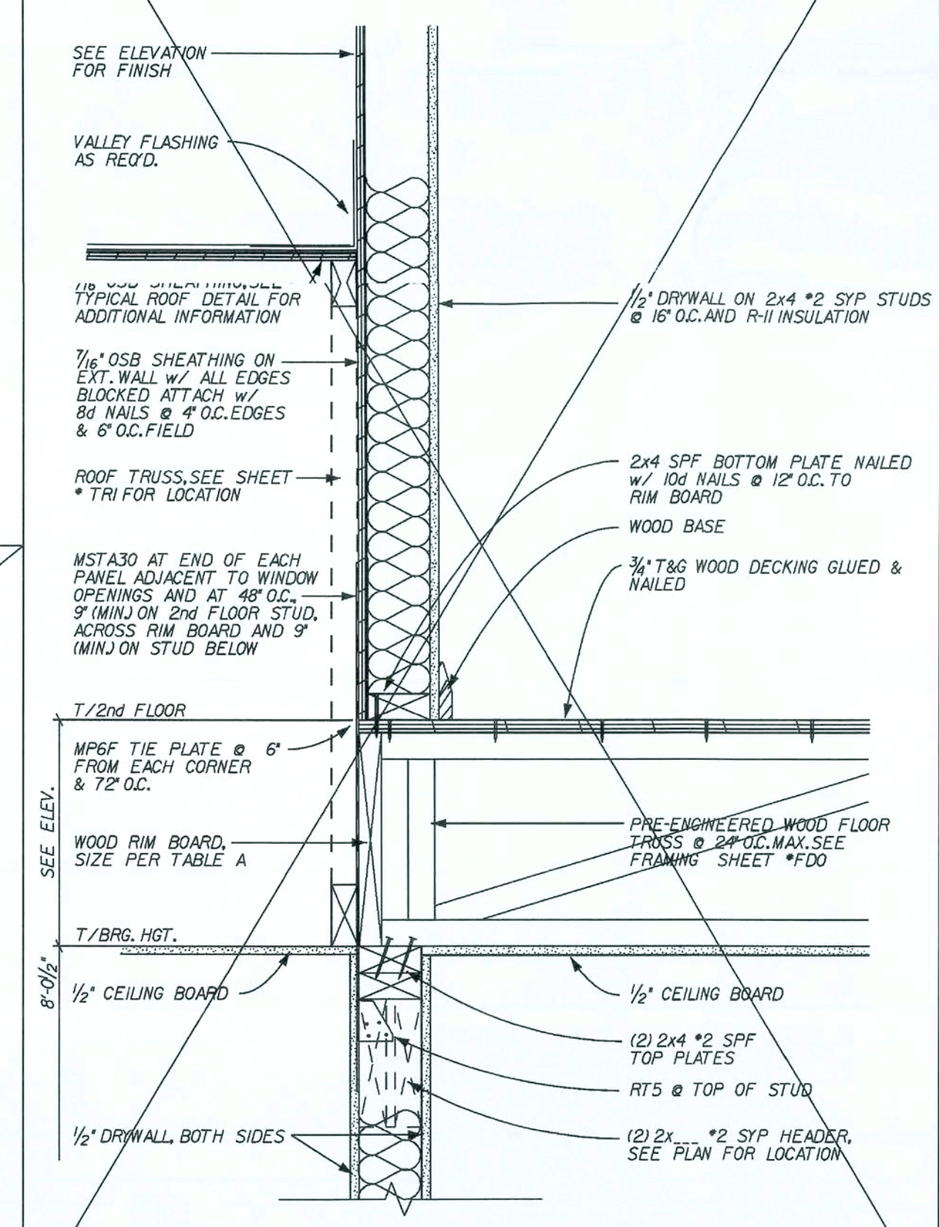

D PARTIAL SECTION-TRUSS FLOOR/BEARING WALL

REVISED 01-04-07 FLOOR DECK NAIL'G

NOT USED

SCALE: 1½" = 1'-0"

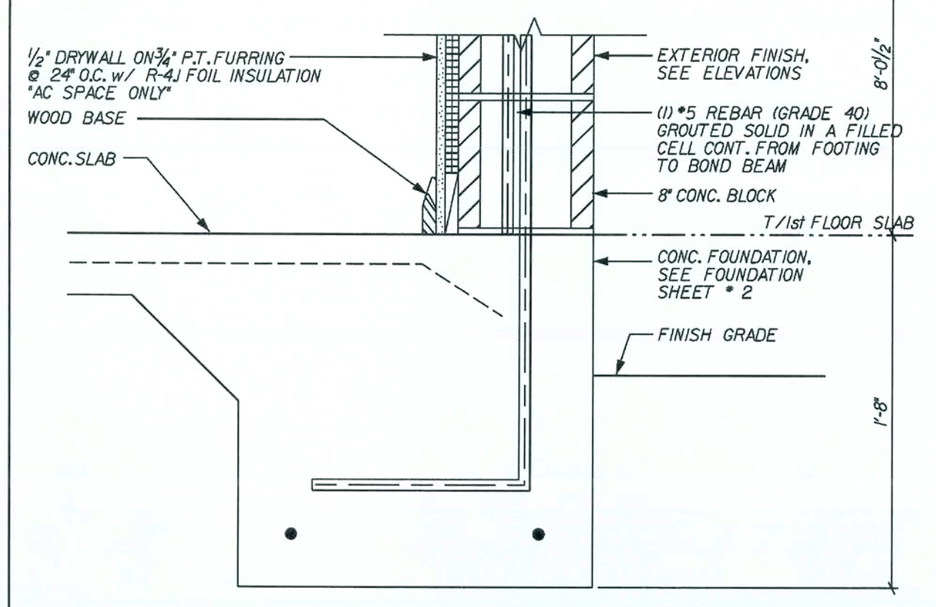

A WALL SECTION-FOUNDATION @ BLOCK

REVISED 02-19-07 FOIL INSUL TO R-4J

SCALE: 1½" = 1'-0"

FLORIDA BUILDING CODE 2004 : RESIDENTIAL

REVISIONS :

Maronda Homes
(407) 321-0064 4005 MARONDA WAY SANFORD, FLORIDA

05

TWO STORY WALL SECTIONS

CUMBERLAND

GARAGE:

DRAWN BY:

RELEASE DATE: 09/01/04

Maronda Systems
4005 Maronda Way
Sanford, FL 32771
(407)321-0064

Tomas Ponce P.E.
License No. 0050068

OCT 10 2007

SHEET:

WS-S2

PLOT DATE: 02 MAY 2007 14:25:49

D:\MYhouses_05\cumberland\dfl\std_ws-s2.swx

REVISED 02-15-07
83⅜" -> 82⅝"

DOOR SCHEDULE

DOOR TYPE	ACTUAL SIZE	ROUGH FRAME OPENING	ROUGH BLOCK OPENING 2" BUCK
2-0 STANDARD I.S.	21½" x 80⅝"	26" x 80⅞"	29" x 82⅝"
2-8 STANDARD I.S.	33½" x 80⅝"	34" x 80⅞"	37" x 82⅝"
2-10 STANDARD I.S.	35½" x 80⅝"	36" x 80⅞"	39" x 82⅝"
3-0 STANDARD I.S.	37½" x 82"	38" x 82¼"	41" x 82⅝"
3-0 w/SIDELIGHT I.S.	54⅛" x 82"	55⅝" x 82¼"	58⅝" x 82⅝"
3-0 w/(2) SIDELIGHT I.S.	64½" x 82"	65" x 82¼"	68" x 82⅝"
5-8 (2)2/10 FRENCH I.S.	70½" x 80⅝"	71" x 80⅞"	74" x 82⅝"

** FINISH OPENING IS DETERMINED BY ACTUAL SIZE ¼" FOR HEIGHT
** FINISH OPENING IS DETERMINED BY ACTUAL SIZE ½" FOR WIDTH
** O.S.- OUTSWING
** I.S.- INSWING

MAX. OPNG SIZE	JACKS @ EA.END	HEADER SIZE	STUDS @ EA.END 8'-0" MAX.HGT.	STUDS @ EA.END 10'-0" MAX.HGT.	
2'-3"	(1)	2x HEADER, SEE FLOOR PLAN FOR PROPER SIZE FRAMING	1	2	
3'-3"	(1)		2	2	
6'-3"	(1)		2	3	

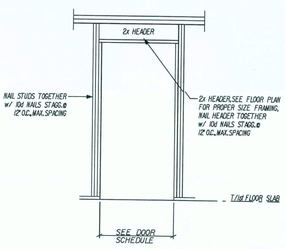

K STD.DOOR - WD FRAME,NO-UPLIFT
SCALE: N.T.S.

MAX. OPNG SIZE	JACKS @ EA.END	HEADER SIZE	STUDS @ EA.END 8'-0" MAX.HGT.	STUDS @ EA.END 10'-0" MAX.HGT.	MSTA 12
2'-3"	(1)	2x HEADER, SEE FLOOR PLAN FOR PROPER SIZE FRAMING	1	2	N/A
3'-3"	(1)		2	2	(1) @ CENLOF HDR.
6'-3"	(1)		2	3	(1) @ 2'-0" OF EA.END OF HDR.

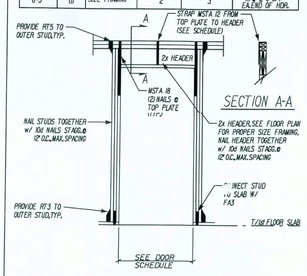

J STD.DOOR - WD FRAME,UPLIFT
SCALE: N.T.S.

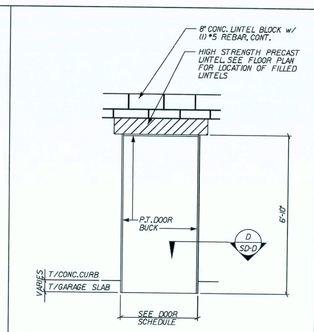

H OPTIONAL SERVICE DOOR
REVISED 08-12-04
SCALE: ¾" = 1'-0"

CONTRACTOR NOTE:
INSTALLATION FOR GARAGE DOOR TYPES (AS PER TEST #960507-A)

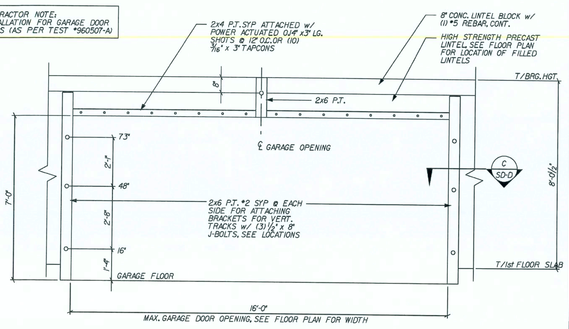

G GARAGE DOOR ELEVATION
SCALE: ¾" = 1'-0"

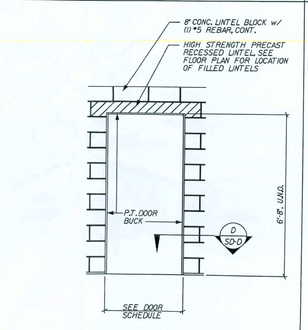

F STANDARD DOOR ELEVATION
SCALE: ¾" = 1'-0"

CONTRACTOR NOTE:
FOR INSTALLATION SIZES OF NORANDEX SLIDING DOOR SERIES 500 UP TO 8'-0" x 6'-8" AS PER #96-0130JD & SERIES 502 UP TO 8'-0" x 8'-0" MAX. (AS PER TEST #96-0608.20)

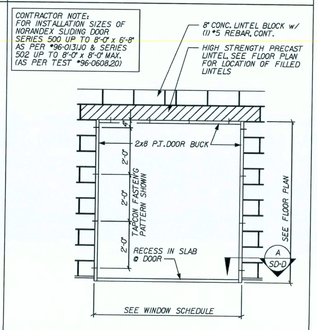

E SLIDING GLASS DOOR ELEVATION
SCALE: ¾" = 1'-0"

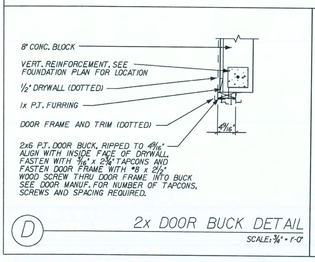

D 2x DOOR BUCK DETAIL
SCALE: ¾" = 1'-0"

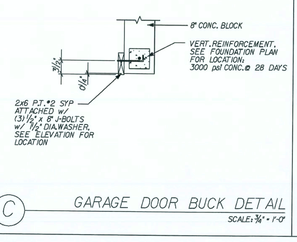

C GARAGE DOOR BUCK DETAIL
SCALE: ¾" = 1'-0"

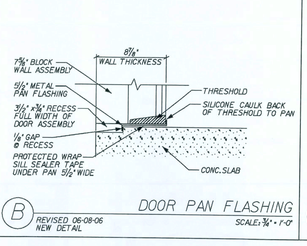

B DOOR PAN FLASHING
REVISED 06-08-06
NEW DETAIL
SCALE: ¾" = 1'-0"

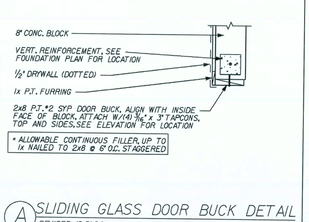

A SLIDING GLASS DOOR BUCK DETAIL
REVISED 10-21-04
SCALE: ¾" = 1'-0"

REVISIONS :
07-11-06 ADDED DOOR PAN DETAIL

Maronda Homes
(407) 321-0064 4005 MARONDA WAY SANFORD, FLORIDA

AMERICANA STANDARD DETAILS
CUMBERLAND
DOORS OPENINGS
DRAWN BY: GARAGE:
RELEASE DATE: 09/01/04
M2.5.01

Maronda Systems
4005 Maronda Way
Sanford, FL 32771
(407)321-0064

Tomas Ponce P.E.
License No. 0050068

OCT 10 2007

SHEET:
SD-D

PLOT DATE: 02 MAR 2007

FLORIDA BUILDING CODE 2004 ; RESIDENTIAL

USP HARDWARE - 160% REVISED 05-10-06

PRODUCT CODE #	MAN.	FASTENERS	UPLIFT
C44	USP	POST (6) 16d BEAM (6) 10d X 1½"	1000
FA3	USP	TOP (4) 10d X 1½" SIDE (2) 10d X 1½"	1155
HC520 CUP	USP	PLATES (11) 8d STUD (6) 8d	445
HHCPS CRNR CLIP	USP	TRUSS (10) 10d X 1½" PLATE (10) 10d X 1½"	800
HHCP2 CRNR CLIP	USP	TRUSS (10) 10d X 1½" PLATE (10) 10d X 1½"	800
HTA 20 ANCHOR	USP	(14) 10d X 1½"	1615
HTA 20(2) ANCHOR	USP	(13) 10d X 1½"	3230
HTW24	USP	(20) 10d	1325
HUGT2	USP	CONC. ANC.BOLT (2)3/4"-(2)3/8"WASH 3½" " EMBED. -ALL GROUT.-(8) 10d	9790
HUGT3	USP	CONC. ANC.BOLT (2)3/4"-(2)3/8"WASH 3½" EMBED. -ALL GROUT.-(8) 10d	9860
JUS 26	USP	(4) 10d HEADER (4) 10d TRUSS	1115
KST227 STRP ANC.	USP	(34) 16d	4750
LPTA	USP	FACE OF GABLE W/ 2x4 (11) 10d x 1½"	1250
LSTA36	USP	(22) 10d X 1½"	1640
LTW12	USP	(12) 10d	670
LTS20 STRAP ANC	USP	ANCHOR-1/2" WEDGE BOLT 3¼" EMBED.- (10) 10d X 1½"STRAP	1890
LBP12 BEARING PLT	USP	½" J-BOLT	2515
LFTA6	USP	PLATE (8) 8d STUD (8) 8d	1035
MP6F	USP	HEADER/STUD (6) 8d TYPE 1 JOIST/PLATE (6) 8d	605
MPAI & MPAIF	USP	HEADER/STUD (6) 8d JOIST/PLATE (6) 8d	660
MSTA12	USP	(10) 10d	1015
MSTA18	USP	(14) 10d	1420
MSTA24	USP	(18) 10d	1640
MSTA30	USP	(22) 10d	2065
MTW12	USP	(14) 10d	1030
MTW18	USP	(14) 10d	1030
MTS27B STRP ANC	USP	(24) 16d (1)3/4" ANCHOR BOLT 3¼" EMBEDDED	4635
MUGT15	USP	(22) 10d (1)3/4" ANCHOR BOLT 3¼" EMBEDDED	4165
NP37 3/16X 7	USP	HEADER (61) 16d TOP OF BOT. SEC.(6) 10d X 1½"	
PA 28	USP	(15) 16d	3360
RT-16	USP	TOP PLATES (8) 8d TRUSS (8) 8d X 1½"	1030
RT-16A	USP	TRUSS (9) 10d X 1½" PLATE (8) 10d	1380
RT16-2	USP	TOP PLATES (8) 8d TRUSS (8) 8d X 1½"	1160
RT5 CLIPS L/R	USP	TRUSS (8) 8d & 3/4" PLATE (4) 8d	540
RT3 CLIPS L/R	USP	(4) 8d TOP (4) 8d BOTTOM	530
SKH 26 L/R	USP	HEADER (6) 16d JACK (6) 10d X 1½"	1085
SKHH26 L/R	USP	HEADER (18) 16d JACK (12) 10d X 1½"	2190
SUH 26	USP	HEADER (6) 10d JACK (4) 10d X 1½"	725
SUH 28	USP	HEADER (8) 10d JACK (6) 10d X 1½"	800
TA 12/METAL	USP	(5) #10 SCREWS (5) #10 SCREWS	825 910
TA 14	USP	(7) 10d x 1½"	920
TA 18	USP	(8) 10d x 1½"	1205
(2)TA 18	USP	(8) 10d x 1½" 1-PLY (8) 10d x 1½" 2-PLY	2410 2410
TA 24	USP	(8) 10d x 1½"	1205
(2)TA 24	USP	(8) 10d x 1½" 1-PLY (8) 10d x 1½" 2-PLY	2410 2410
THD26	USP	HEADER (18) 16d TRUSS (12) 10d X 1½"	2170
THD28	USP	HEADER (28) 16d TRUSS (16) 10d X 1½"	2330
THD28-2	USP	HEADER (28) 16d TRUSS (16) 10d X 1½"	2485
THDH28-3	USP	HEADER (36) 16d TRUSS (16) 10d X 1½"	2665
THD48	USP	HEADER (28) 16d TRUSS (16) 10d X 1½"	2485
THJ 26	CLEVELAND	HTP(7)110-HEADER(16)16d JACK (5) 10d x1½"	1010
USC63	USP	TRUSS (8) 10d (4)3/4" EXP. BOLTS #6170 2¾" EMBEDDED	1150
USC3F	USP	TRUSS (8) 10d (4)3/4" EXP. BOLTS #6170 2¾" EMBEDDED	1150
USC73	USP	TRUSS (8) 16d (4)3/4" EXP. BOLTS #6170 2¾" EMBEDDED	1150
UGTS63	USP	TRUSS (8) 16d (2)3/4" ANC. BOLTS 2¾" EMBEDDED	6170

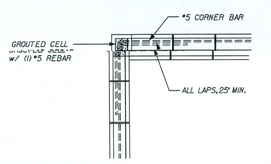

TYPICAL BOND BEAM @ CORNER
REVISED 04-22-05
SCALE: 1½" = 1'-0"

NOT

ANCHOR	MAX. UPLIFT
LTW12	775 LBS
LFTA6	990 LBS
RT16	700 LBS

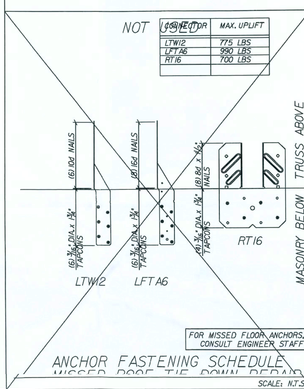

FOR MISSED FLOOR ANCHORS, CONSULT ENGINEER STAFF

ANCHOR FASTENING SCHEDULE
SCALE: N.T.S.

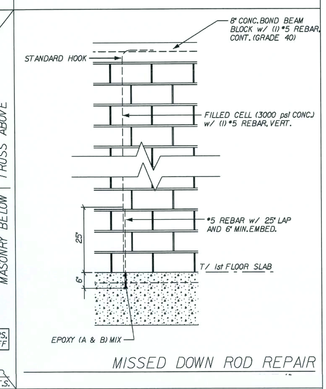

MISSED DOWN ROD REPAIR

CERAMIC TILE TO CARPET

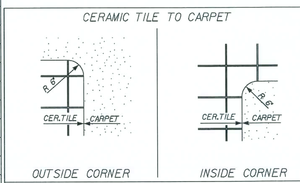

OUTSIDE CORNER INSIDE CORNER

VINYL TO CARPET

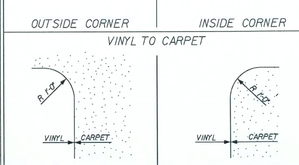

OUTSIDE CORNER INSIDE CORNER

FLOOR EDGE CORNER DETAIL
SCALE: 1½" = 1'-0"

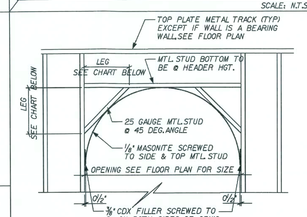

OPENING	LEGS
2'-1" - 2'-0" ARCH OPENING	7½"
2'-7" - 2'-6" ARCH OPENING	8⅞"
2'-9" - 2'-8" ARCH OPENING	9⅞"
3'-1" - 3'-0" ARCH OPENING	10⅞"
4'-1" - 4'-0" ARCH OPENING	15"
-	-

INTERIOR CURVED ARCH
SCALE: 1½" = 1'-0"

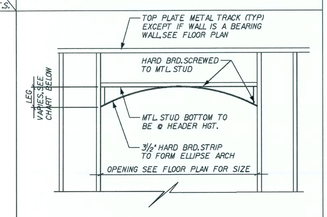

OPENING	LEGS
2'-0" - 3'-1"	4"
3'-2" - 4'-0"	5½"
4'-1" - 5'-0"	6½"
5'-1" - 7'-0"	8"
7'-1" - 9'-0"	9½"
9'-1" - 12'-0"	12"

INTERIOR ELLIPSE ARCH
SCALE: 1½" = 1'-0"

REVISIONS :

Maronda Homes
(407) 321-0064 4005 MARONDA WAY SANFORD, FLORIDA

AMERICANA STANDARD DETAILS
CUMBERLAND
DRAWN BY: GARAGE:
RELEASE DATE: 09/01/4
M2.5.01

Maronda Systems
4005 Maronda Way
Sanford, FL 32771
(407)321-0064

Tomas Ponce P.E.
License No. 0050068

OCT 10 2007

SHEET:
SD1

PLOT DATE: 02 MAR 2007

FLORIDA BUILDING CODE 2004 ; RESIDENTIAL

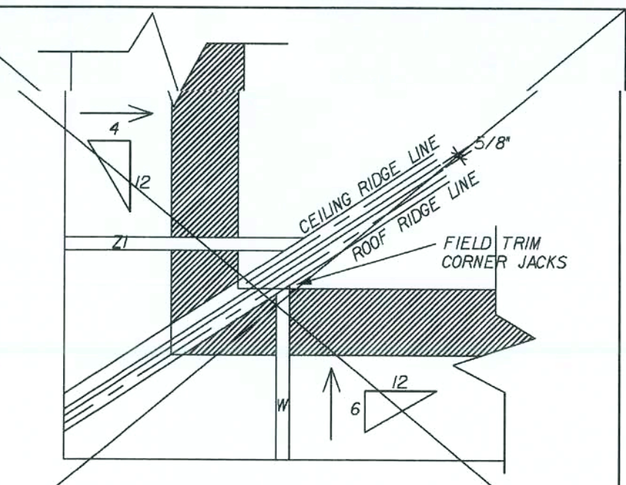

TRUSS PLACEMENT CORNER DETAIL B

NOT USED

SCALE: N.T.S.

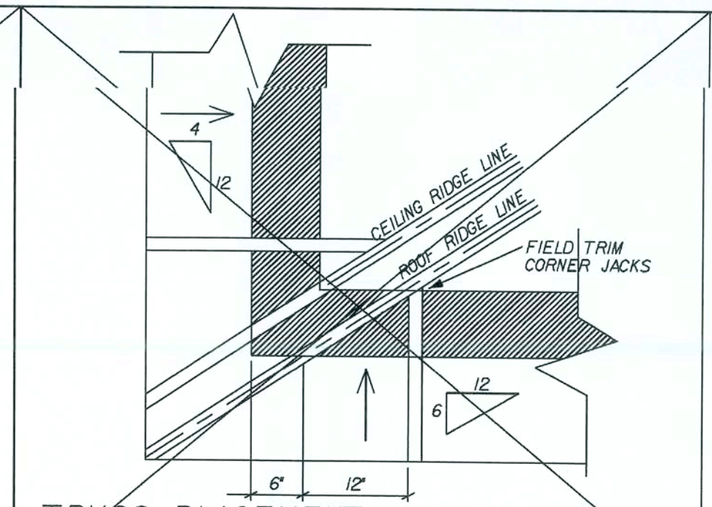

TRUSS PLACEMENT CORNER DETAIL A

NOT USED

SCALE: N.T.S.

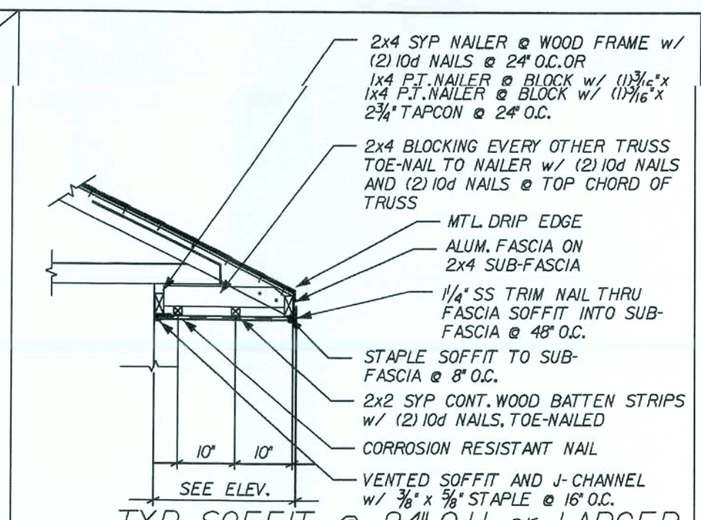

TYP. SOFFIT @ 24" O.H. or LARGER

REVISED 01-11-05

SCALE: 1/2" = 1'-0"

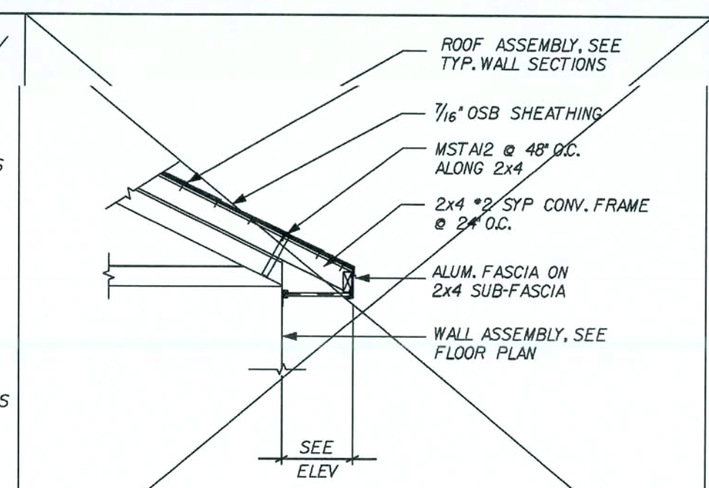

CONV. FRAMED HIP ROOF

NOT USED

SCALE: 1/2" = 1'-0"

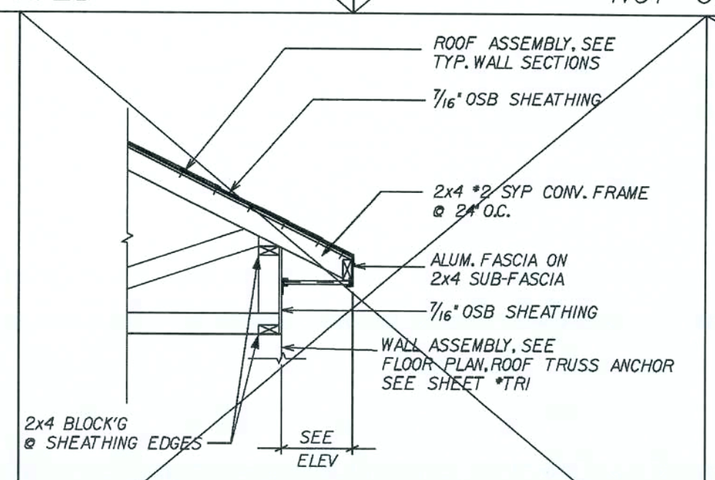

DETAIL @ RAISED HEEL

NOT USED

SCALE: 1/2" = 1'-0"

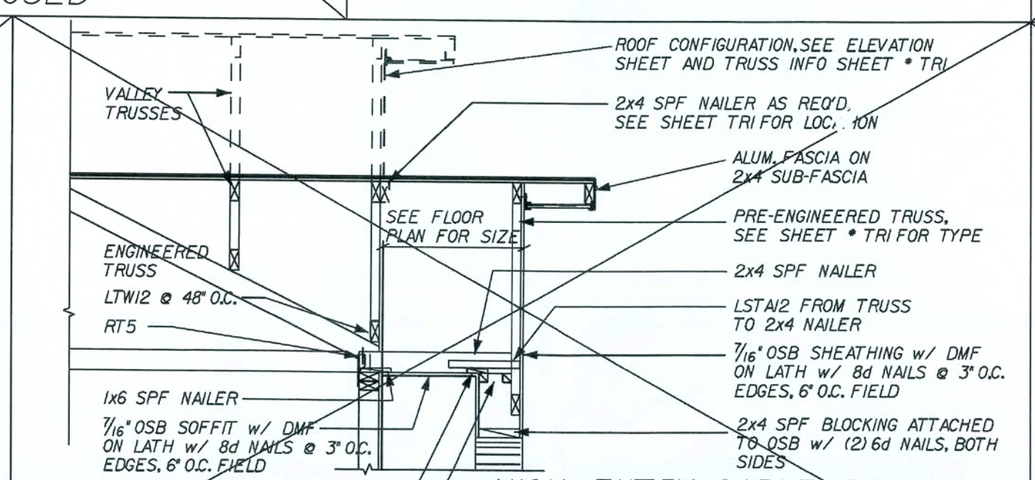

HIGH ENTRY GABLE BRACING & SHEATHING CONNECTION DETAIL

NOTE: GABLE BRACED BY ROOF AND/OR CEILING DIAPHRAGM STRONGBACK AND CONNECTIONS, NO X-BRACING NEEDED.

NOT USED

SCALE: 1/2" = 1'-0"

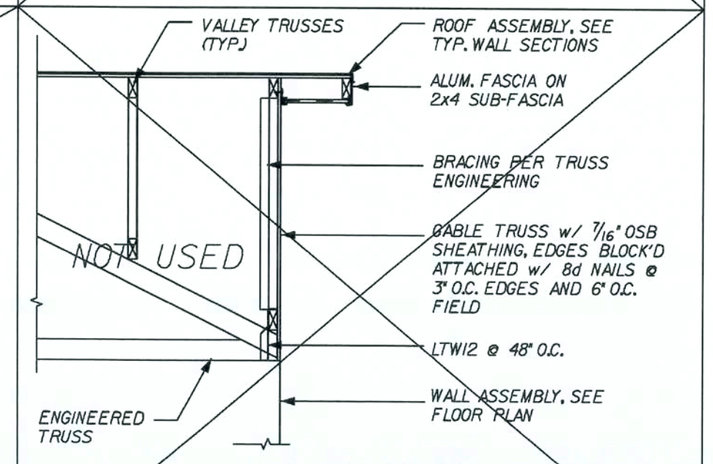

FALSE GABLE BRACING & SHEATHING CONNECTION DETAIL

NOTE: GABLE BRACED BY ROOF AND/OR CEILING DIAPHRAGM STRONGBACK AND CONNECTIONS, NO X-BRACING NEEDED.

SCALE: 1/2" = 1'-0"

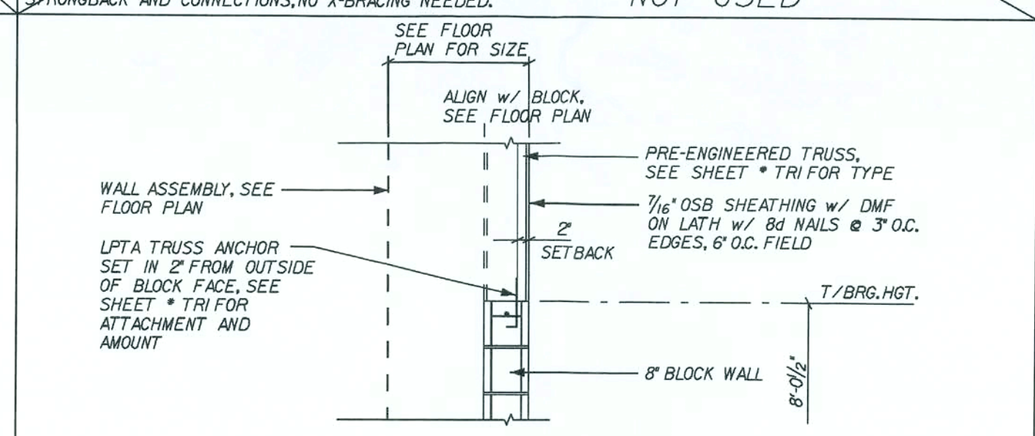

TRUSS / BLOCK CONNECTION DETAIL

SCALE: 1/2" = 1'-0"

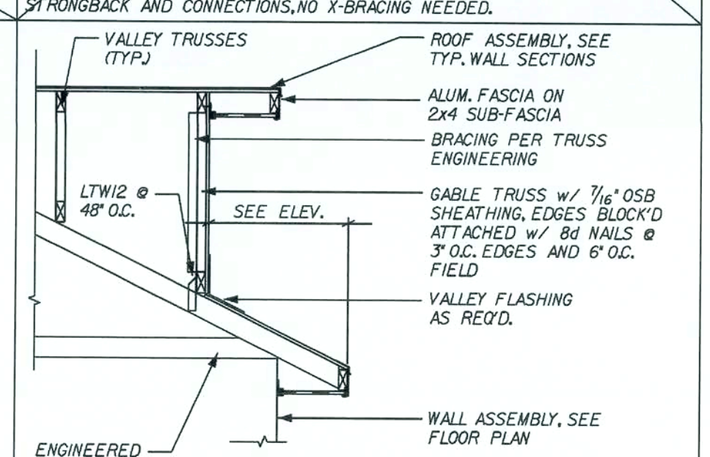

REVERSE GABLE BRACING & SHEATHING CONNECTION DETAIL

NOTE: GABLE BRACED BY ROOF AND/OR CEILING DIAPHRAGM STRONGBACK AND CONNECTIONS, NO X-BRACING NEEDED.

SCALE: 1/2" = 1'-0"

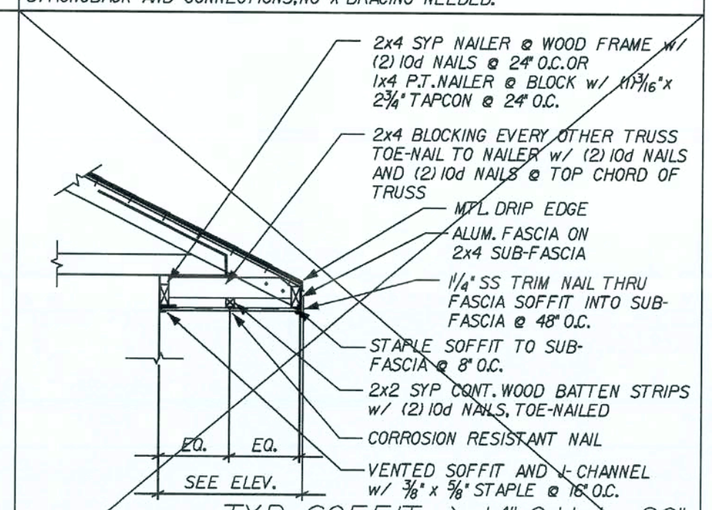

TYP. SOFFIT > 14" O.H. TO 20"

REVISED 12-20-06

NOT USED

SCALE: 1/2" = 1'-0"

REVISIONS :

Maronda Homes

(407) 321-0064 4005 MARONDA WAY SANFORD, FLORIDA

05

p:\f1\houses_05\cumberland\dfh\std_roof.sdr

AMERICANA STANDARD DETAILS

CUMBERLAND

GARAGE:

DRAWN BY:

RELEASE DATE: 09/01/04

14:25:51

PLOT DATE: 02 MAY 2007

Maronda Systems
4005 Maronda Way
Sanford, FL 32771
(407)321-0064

Tomas Ponce P.E.
License No. 0050068

OCT 10 2007

SHEET:

SD-R

FLORIDA BUILDING CODE 2004 : RESIDENTIAL

DISTINCTION SERIES
SMC INSWING RESIDENTIAL INSULATED FIBERGLASS DOOR IN WOOD FRAME

GENERAL NOTES

1. THE FOLLOWING PRODUCT HAS BEEN EVALUATED FOR COMPLIANCE WITH THE WIND LOADS SPECIFIED IN SECTION 120 OF THE TEXAS DEPARTMENT OF INSURANCE WINDSTORM RESISTANT CONSTRUCTION GUIDE AND SECTION 103 OF THE TEXAS WINDSTORM INSURANCE ASSOCIATION BUILDING CODE FOR WINDSTORM RESISTANT CONSTRUCTION.
2. WOOD BUCKS BY OTHERS, MUST BE ANCHORED PROPERLY TO TRANSFER LOADS TO THE STRUCTURE.
3. PRODUCT ANCHORS SHALL BE AS LISTED AND SPACED AS SHOWN ON DETAILS. ANCHOR EMBEDMENT TO BASE MATERIAL SHALL BE BEYOND WALL DRESSING OR STUCCO.
4. PRODUCT DOES NOT MEET IMPACT RESISTANCE
5. DESIGN PRESSURE RATING SHALL BE AS FOLLOWS:
   - FOR 6' 8" HIGH DOORS: SEE TABLE 1.
   - FOR FRAMES OVER 6' 8" UP TO 8' 0": SEE TABLE 2.

DISTINCTION SMC FIBERGLASS DOOR

DOOR LEAF CONSTRUCTION:

FACE SHEETS:	EACH SLAB IS CONSTRUCTED FROM 0.090" THICK FIBERGLASS SKIN.
CORE DESIGN:	THE INTERIOR CAVITY OF EACH DOOR IS FILLED WITH RIGID POLYURETHANE.
CONSTRUCTION:	THE VERTICAL EDGES OF THE SLAB CONSIST OF GLUED INTERLOCKING FIBERGLASS JOINTS.THE HORIZONTAL EDGES CONSIST OF THE FIBERGLASS SKIN GLUED TO THE WOOD BLOCK AT TOP AND TO THE RIGID PVC FOAM INSERT AT BOTTOM.

TABLE OF CONTENTS

SHEET #	DESCRIPTION
1	GENERAL NOTES, TYPICAL ELEVATIONS
2	CROSS SECTIONS (VERTICAL AND HORIZONTAL)
3	ANCHORING LAYOUT
4	PART LIST

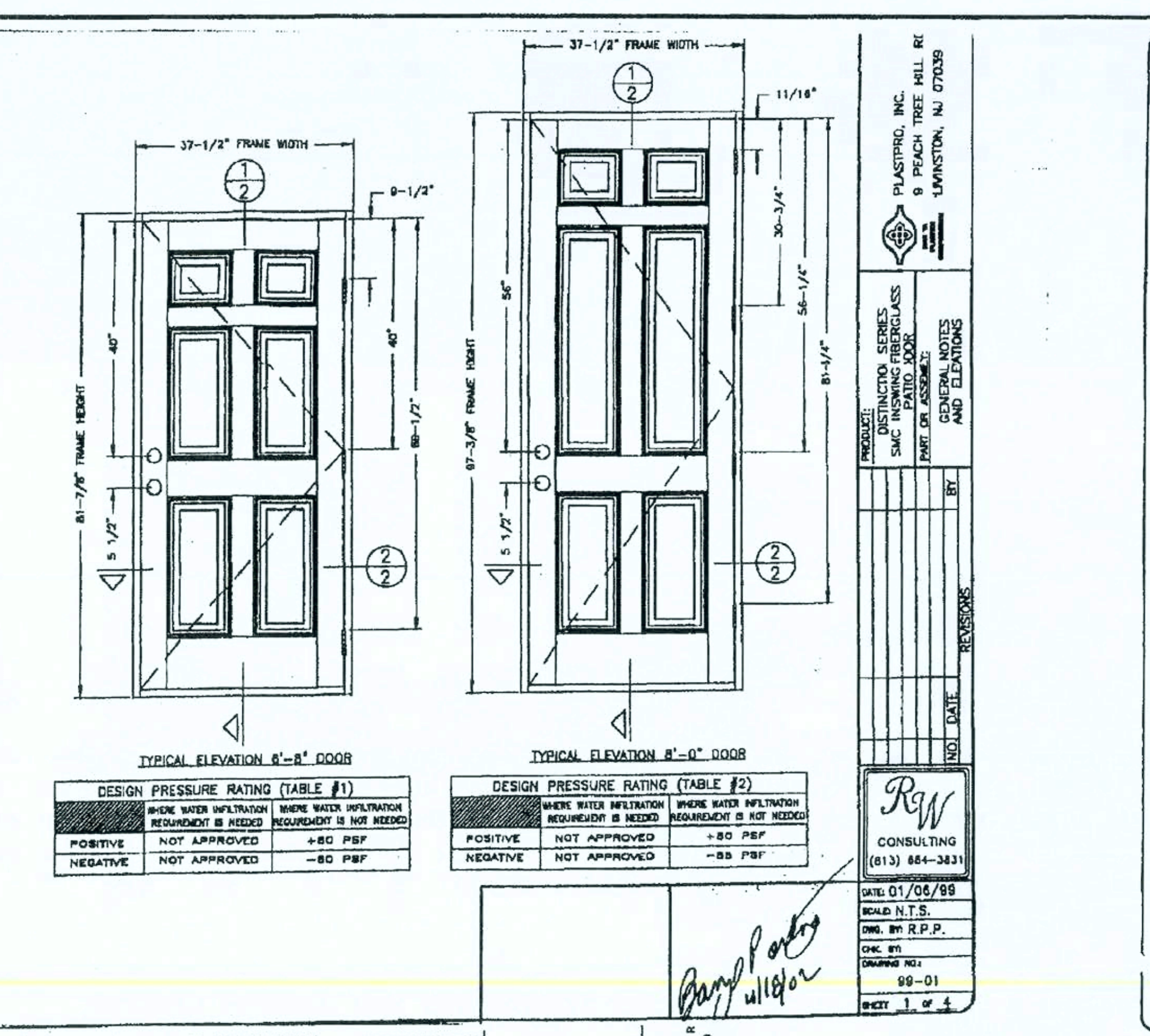

TYPICAL ELEVATION 6'-8" DOOR

TYPICAL ELEVATION 8'-0" DOOR

DESIGN PRESSURE RATING (TABLE #1)	WHERE WATER INFILTRATION REQUIREMENT IS NEEDED	WHERE WATER INFILTRATION REQUIREMENT IS NOT NEEDED
POSITIVE	NOT APPROVED	+80 PSF
NEGATIVE	NOT APPROVED	-80 PSF

DESIGN PRESSURE RATING (TABLE #2)	WHERE WATER INFILTRATION REQUIREMENT IS NEEDED	WHERE WATER INFILTRATION REQUIREMENT IS NOT NEEDED
POSITIVE	NOT APPROVED	+80 PSF
NEGATIVE	NOT APPROVED	-85 PSF

Barry Portnoy 11/8/02

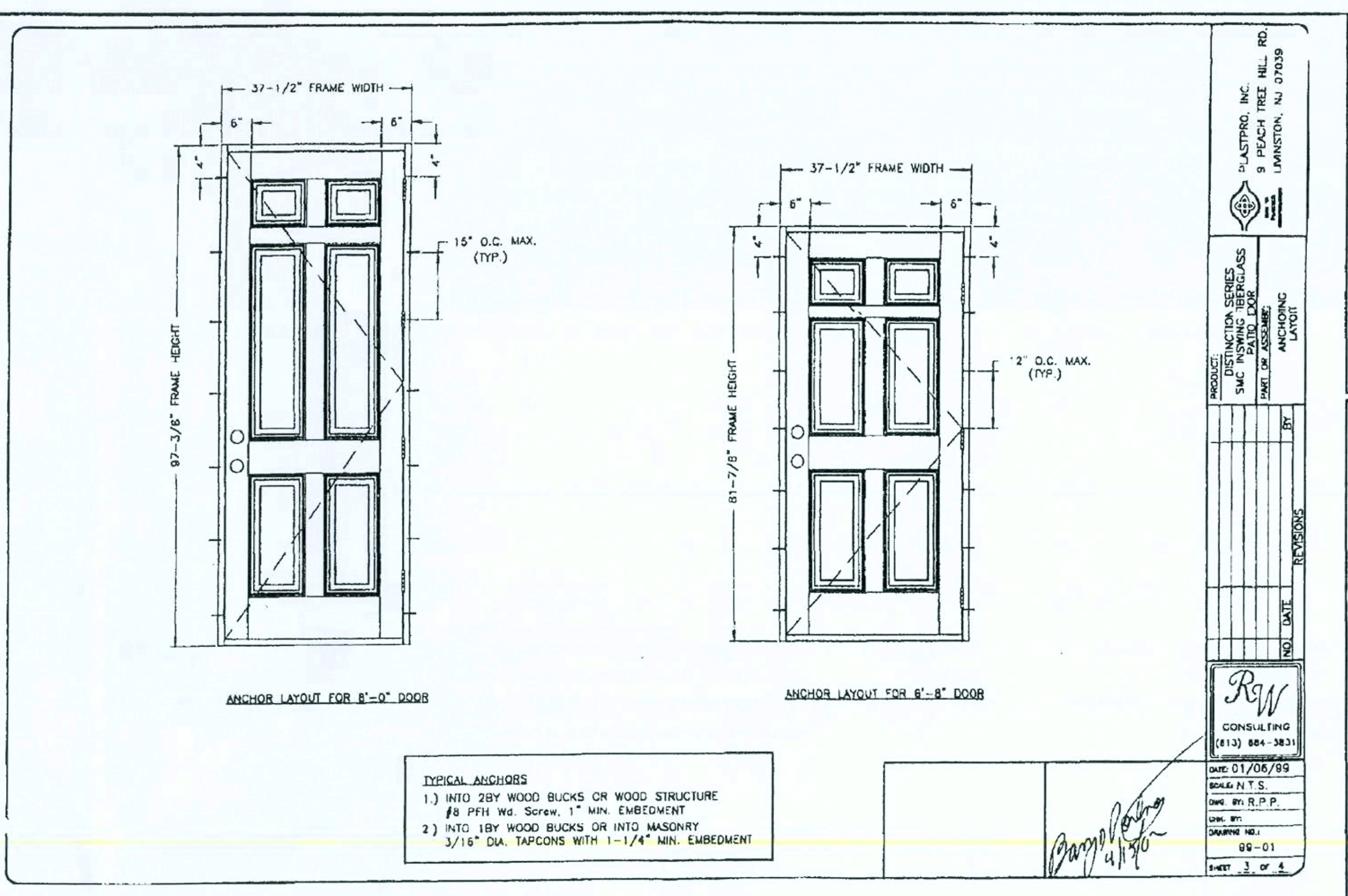

ANCHOR LAYOUT FOR 8'-0" DOOR

ANCHOR LAYOUT FOR 6'-8" DOOR

TYPICAL ANCHORS
1.) INTO 2BY WOOD BUCKS OR WOOD STRUCTURE
#8 PFH Wd. Screw, 1" MIN. EMBEDMENT
2.) INTO 1BY WOOD BUCKS OR INTO MASONRY
3/16" DIA. TAPCONS WITH 1-1/4" MIN. EMBEDMENT

Barry Portnoy 4/1/00

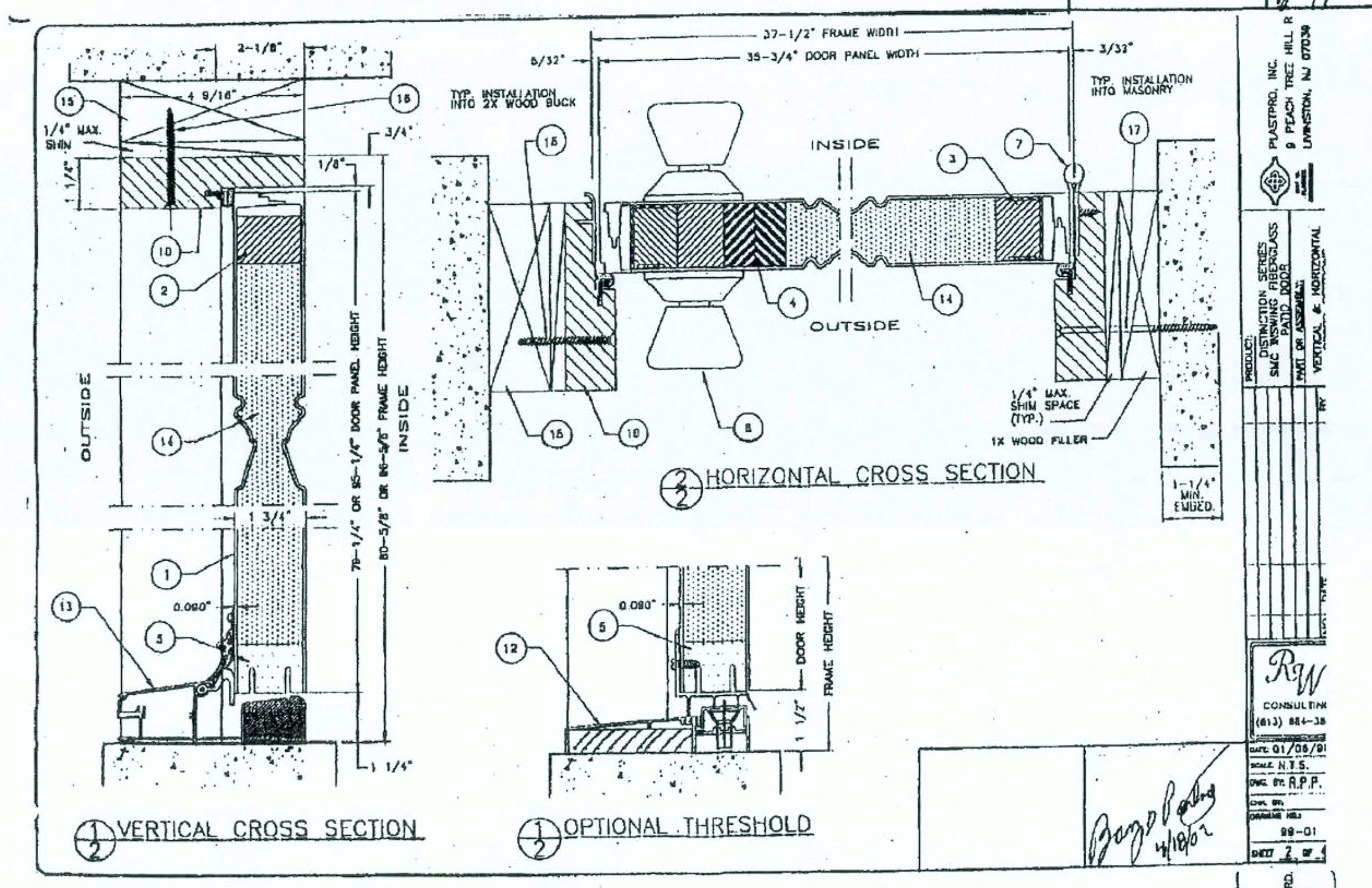

VERTICAL CROSS SECTION

HORIZONTAL CROSS SECTION

OPTIONAL THRESHOLD

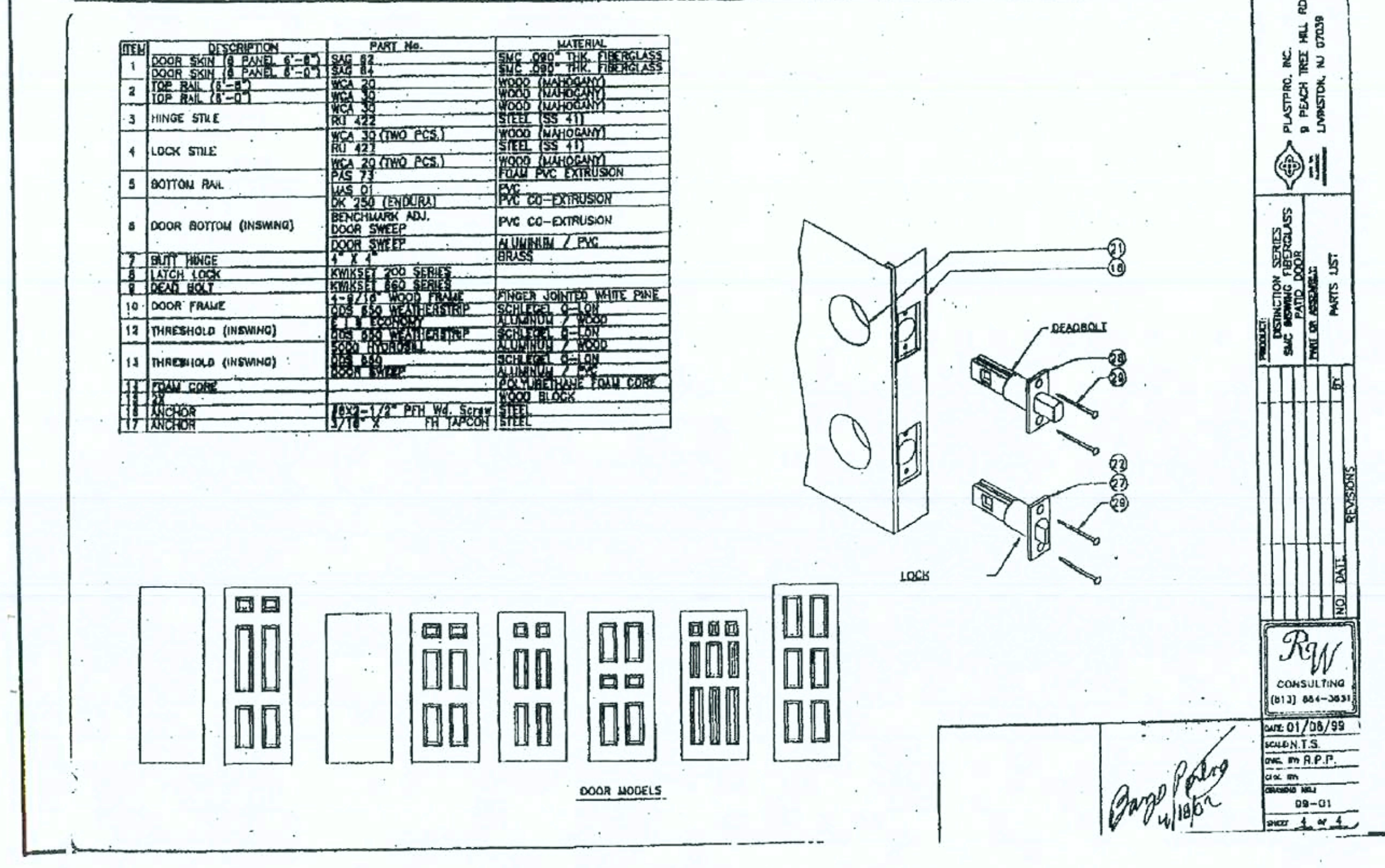

NOTE:
WHEN REQ.THE USE OF 2X SHALL BE ALLOWED USING (4) EVENLY SPACED 1/4" X 3" TAPCONS IN THE SIDES, AND (2) EVENLY SPACED 1/4" X 3" TAPCONS IN THE HEADER ALL W/ 1 1/4" IMBEDMENT. IF NEEDED A 1X CAN BE NAILED 6" O.C. STAGGERED TO 2X. DOOR IS THEN ATTACHED PER DETAILS ON THIS PAGE.

FINAL ANCHORING OF A WOOD FRAME UP TO 5'4 X 6'8
SINGLE INSWING UNIT W/WO SIDELITES
PRODUCT ACCEPTANCE No.: DSI222

SCREW SCHEDULE		
⑦	#10 X 5/8"	PHILLIPS FLAT HEAD
④	#10 X 1 3/4"	PHILLIPS FLAT HEAD
⑤	#10 X 2"	PHILLIPS FLAT HEAD
⑦	#10 X 3"	PHILLIPS FLAT HEAD

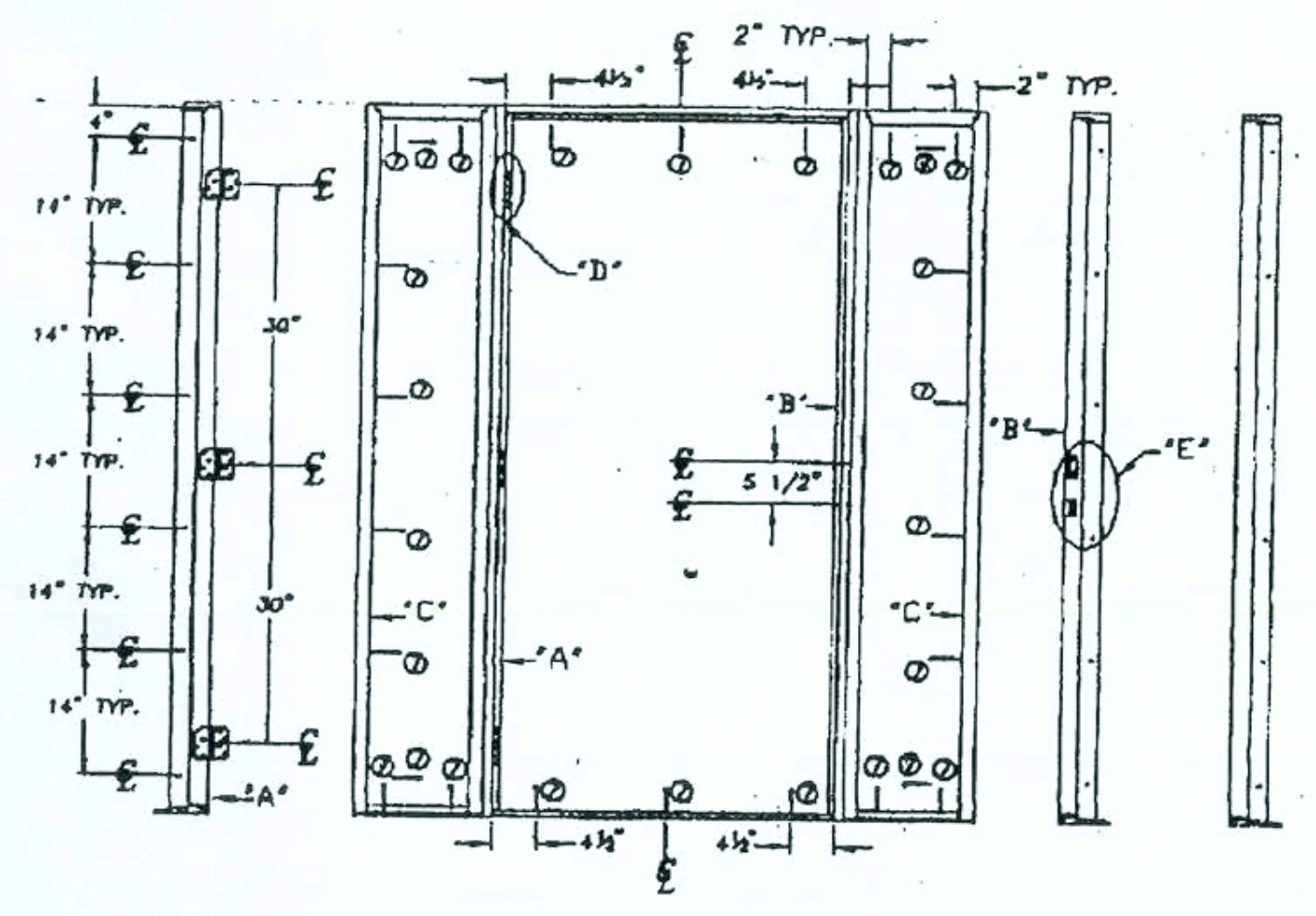

Product Acceptance No: DSI-222

Size: up to 5'4 x 6'8 — Inswing (wood jamb) — Configuration: X, OXO, XO, OX

	2'0	2'4	2'6	2'8	3'0
Single Opaque W/Sidelites	+80 -80	+80 -80	+80 -80	+80 -80 +60 -60	+80 -80 +60 -60
Single Glazed W/Sidelites	+75 -80	+64 -77	+60 -71	+56 -57 +50 -60	+50 -60 +50 -60

(Door does not meet Missile Impact)
Test # 210-1987, 210-2024
Mfg. by: Nan Ya Plastics / Plastpro Livingston, NJ 07039

REVISIONS :

COPYRIGHT © 2002 MARONDA HOMES
Maronda Homes
(407) 321-0064 4005 MARONDA WAY SANFORD, FLORIDA

EXT. DOOR DETAILS
IN SWING-FIBERGLASS

RELEASE DATE:

03 JUN 2003 09:03:33 p:\fbc2001\\title blocks\8x24-generic.dgn

SHEET:
FD1

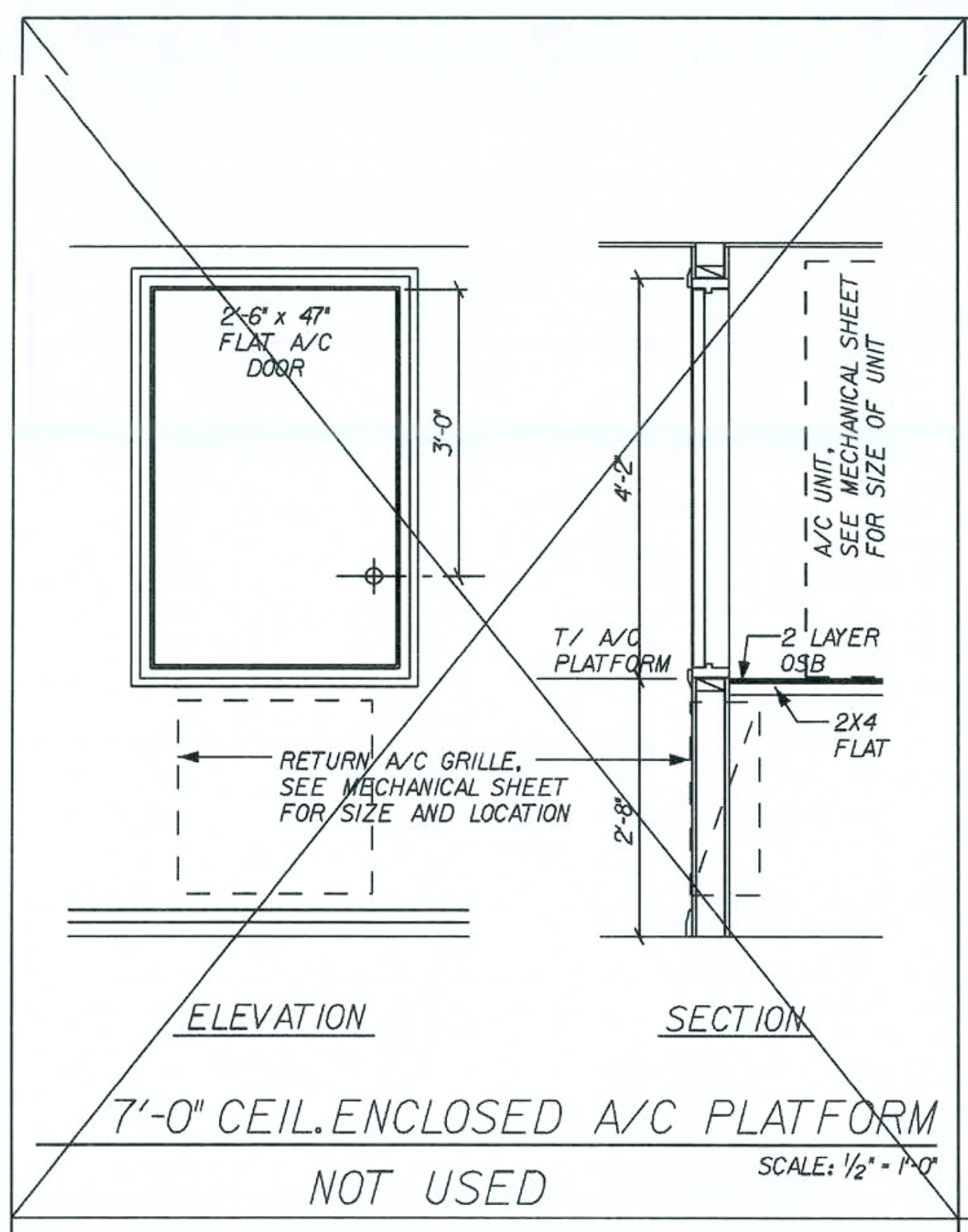

7'-0" CEIL.ENCLOSED A/C PLATFORM
NOT USED
SCALE: 1/2" = 1'-0"

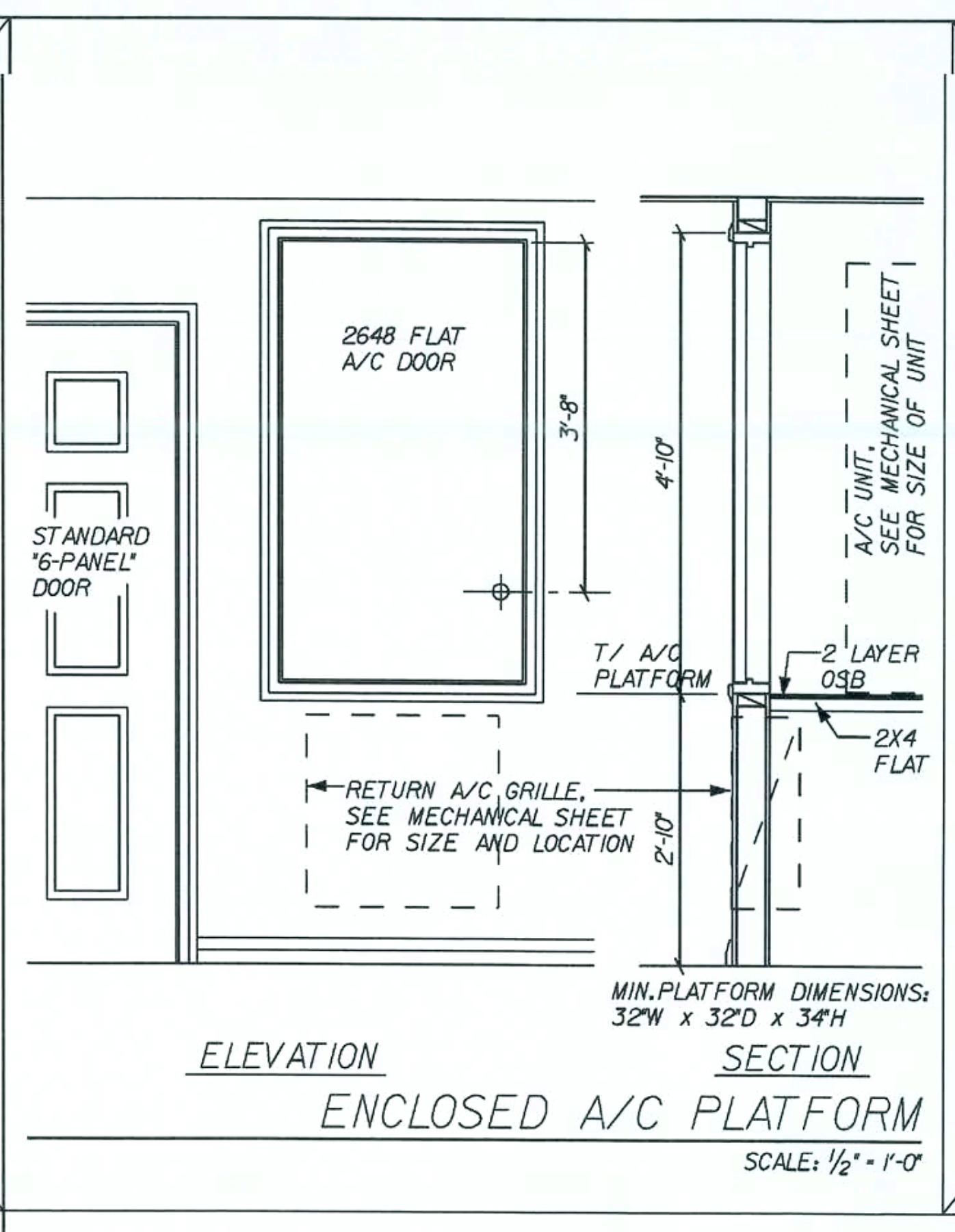

ENCLOSED A/C PLATFORM
SCALE: 1/2" = 1'-0"

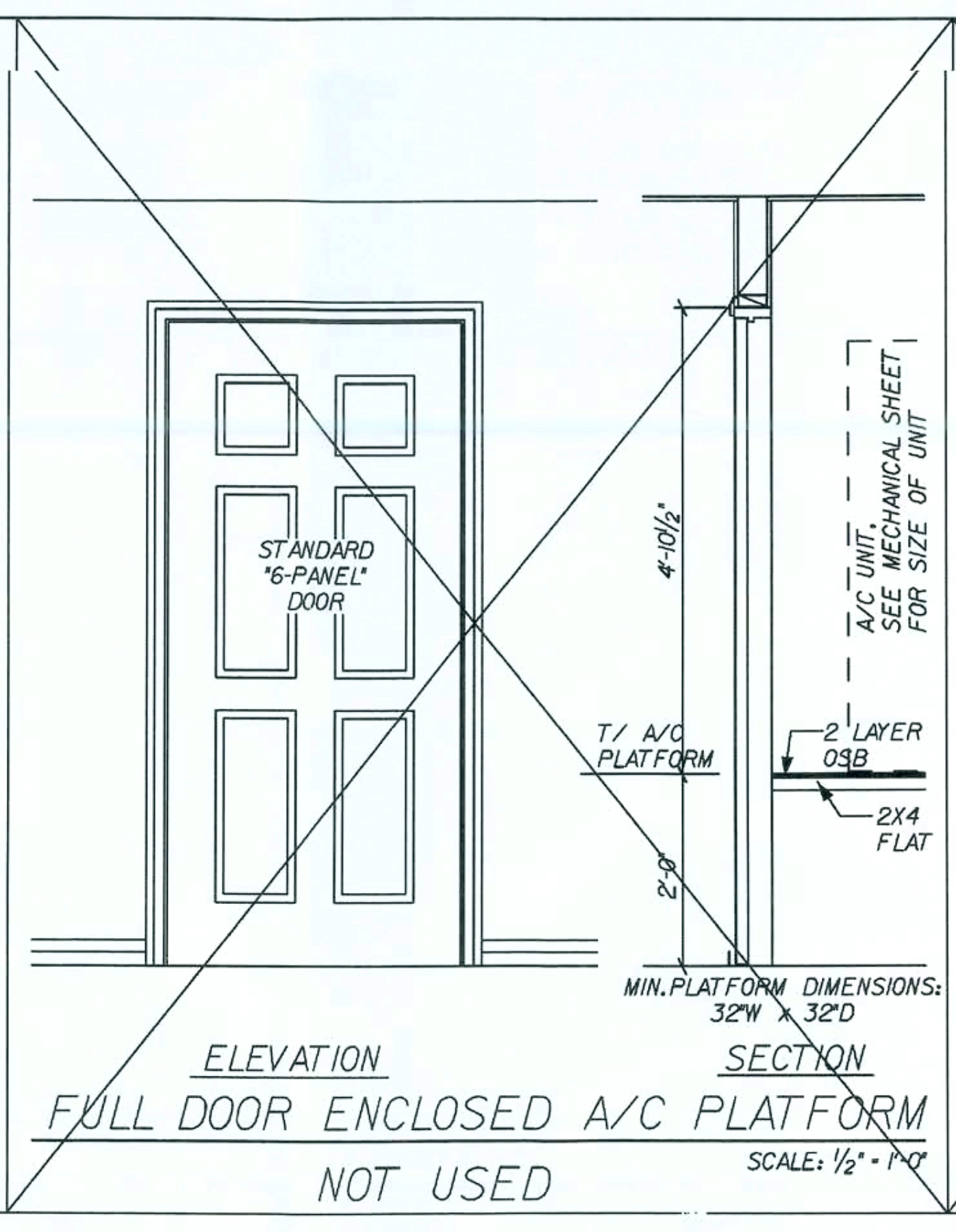

FULL DOOR ENCLOSED A/C PLATFORM
NOT USED
SCALE: 1/2" = 1'-0"

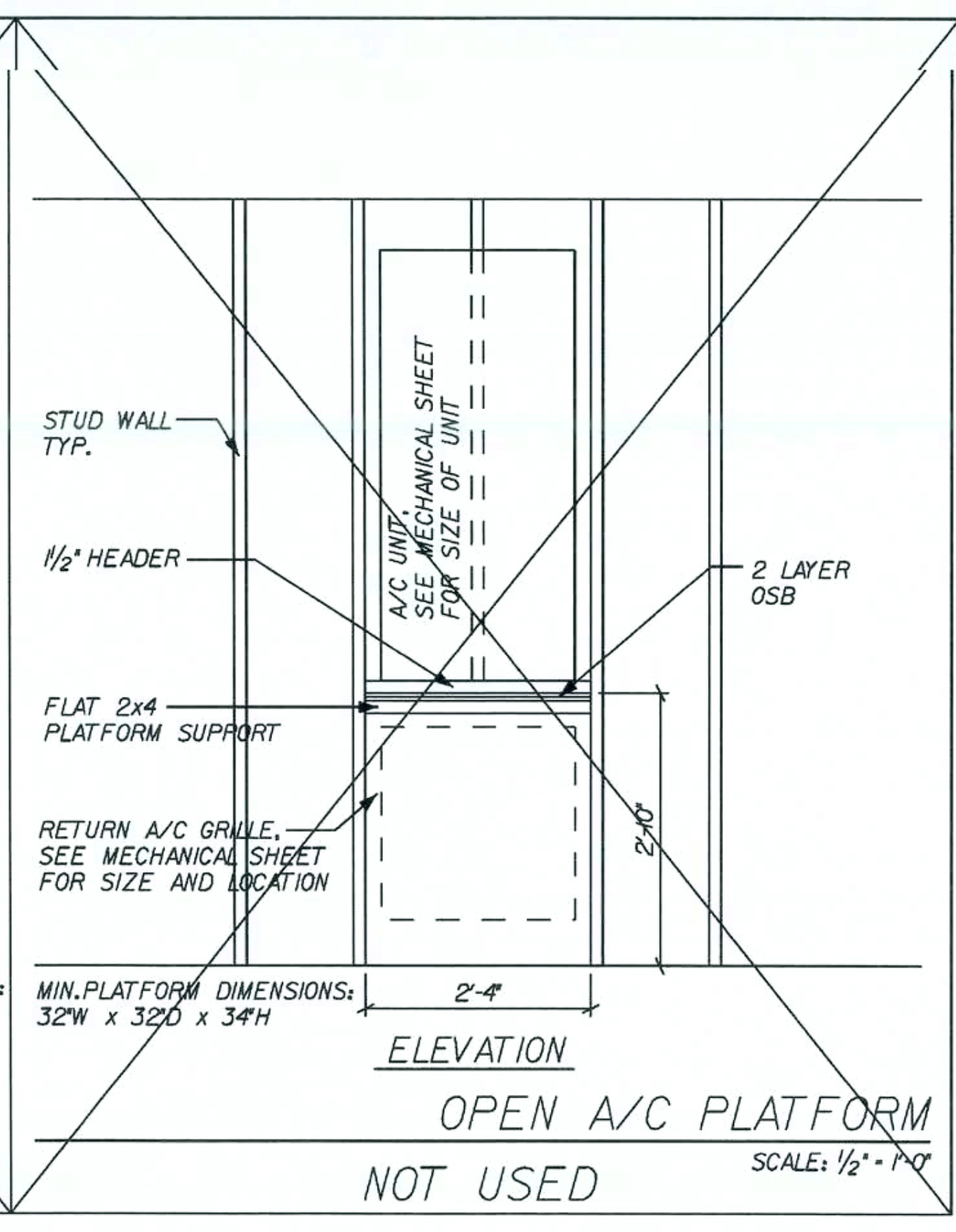

OPEN A/C PLATFORM
NOT USED
SCALE: 1/2" = 1'-0"

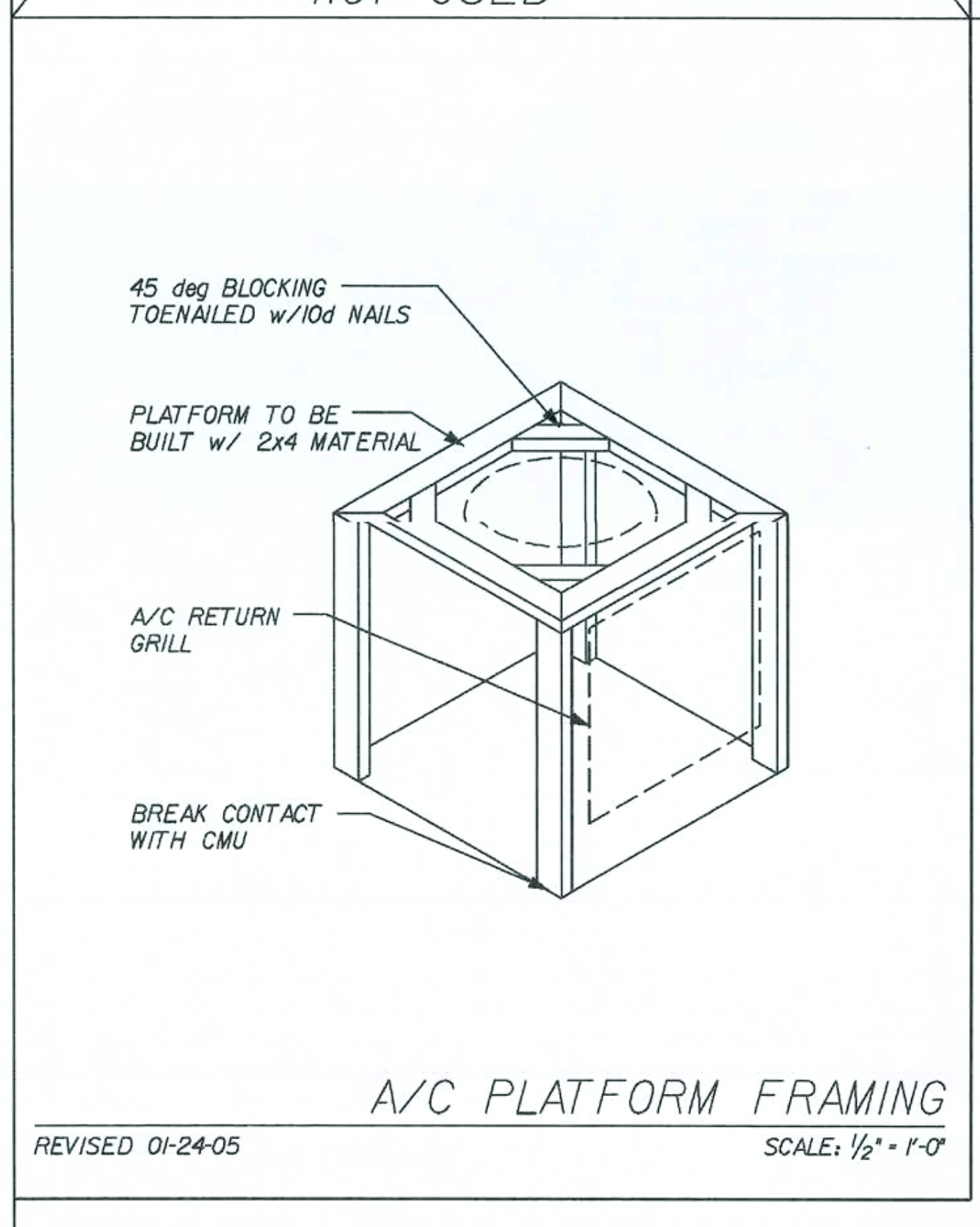

A/C PLATFORM FRAMING
REVISED 01-24-05
SCALE: 1/2" = 1'-0"

REVISIONS :

COPYRIGHT © 2005 MARONDA HOMES
Maronda Homes
(407) 321-0064 4005 MARONDA WAY SANFORD, FLORIDA

05

STANDARD | PLATFORM DETAILS
AIR-HEAT DTLS

DRAWN BY:
GARAGE:
RELEASE DATE:

14:25:52 p:\f\houses_05\cumberland\dtl\std_heating.sdh

Maronda Systems
4005 Maronda Way
Sanford, FL 32771
(407)321-0064

Tomas Ponce P.E.
License No. 0050068
OCT 10 2007

SHEET:
SD-H

PLOT DATE: 02 MAY 2007

FLORIDA BUILDING CODE 2004 : RESIDENTIAL

DISTINCTION SERIES
SMC OUTSWING FIBERGLASS PATIO DOOR
GENERAL NOTES
TABLE OF CONTENTS
SIDE LEAF CONSTRUCTION:
DISTINCTION: SMC FIBERGLASS DOOR
TYPICAL ELEVATION 6'-0" DOOR
TYPICAL ELEVATION 8'-0" DOOR
SCREW PRESSURE BATTEN (TABLE 2)
VERTICAL CROSS SECTION
HORIZONTAL CROSS SECTION
PLASTPRO, INC.
9 PEACH TREE HILL RD.
LAWRENCE, NJ 07039
VERTICAL & HORIZONTAL CROSS SECTIONS
EXT. DOOR DETAILS
OUT SWING-FIBERGLASS
RELEASE DATE:
SHEET: FD 2
03 JUN 2003
09:03:55
p:\r2c200\ffile brad\hf82-24-general1.dgn
COPYRIGHT © 2002 MARONDA HOMES
Maronda Homes
(407) 321-0064 4005 MARONDA WAY SANFORD, FLORIDA
REVISIONS :

IMPORTANT INFORMATION & GENERAL NOTES
ANCHOR LOCATION CHART (SEE NOTES BELOW)
WASHER LOCATION CHART
ELEVATION
VIEWED FROM EXTERIOR (ANCHOR LOCATIONS)
FLORIDA EXTRUDERS INTERNATIONAL, INC.
SEAL WINDOW & DOOR BLOCK
FLORIDA EXTRUDERS
WINDOWS IN BLOCK
RELEASE DATE:
SHEET: 1 of 3
COPYRIGHT © 2002 MARONDA HOMES
Maronda Homes
(407) 321-0064 4005 MARONDA WAY SANFORD, FLORIDA
REVISIONS :

SHEET: 2 of 3

FLORIDA EXTRUDERS

WINDOWS IN BLOCK

RELEASE DATE:

REVISIONS :

Maronda Homes

(407) 321-0064 4005 MARONDA WAY SANFORD, FLORIDA

SHEET: 3 of 3

FLORIDA EXTRUDERS

WINDOWS IN BLOCK

RELEASE DATE:

REVISIONS :

Maronda Homes

(407) 321-0064 4005 MARONDA WAY SANFORD, FLORIDA

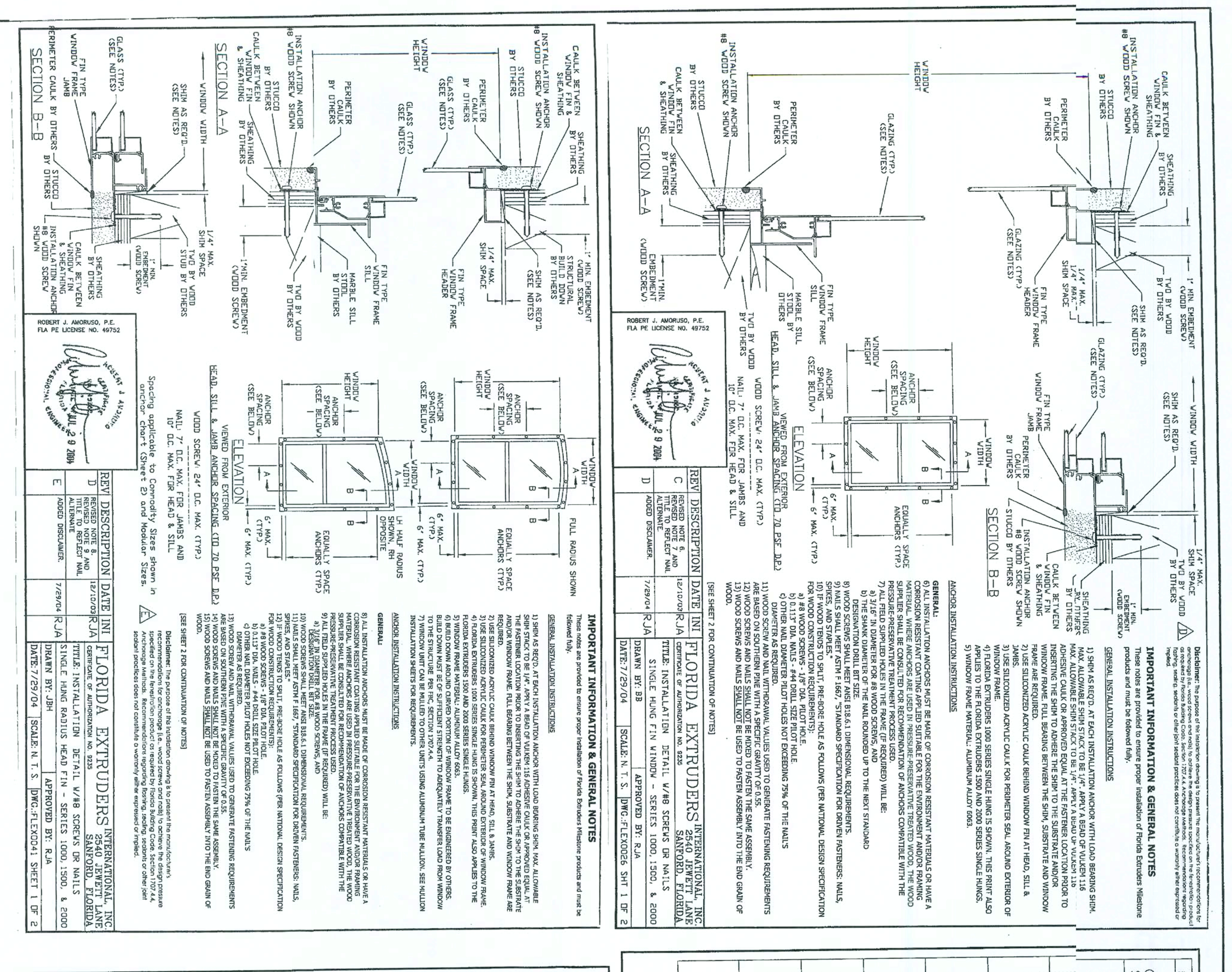

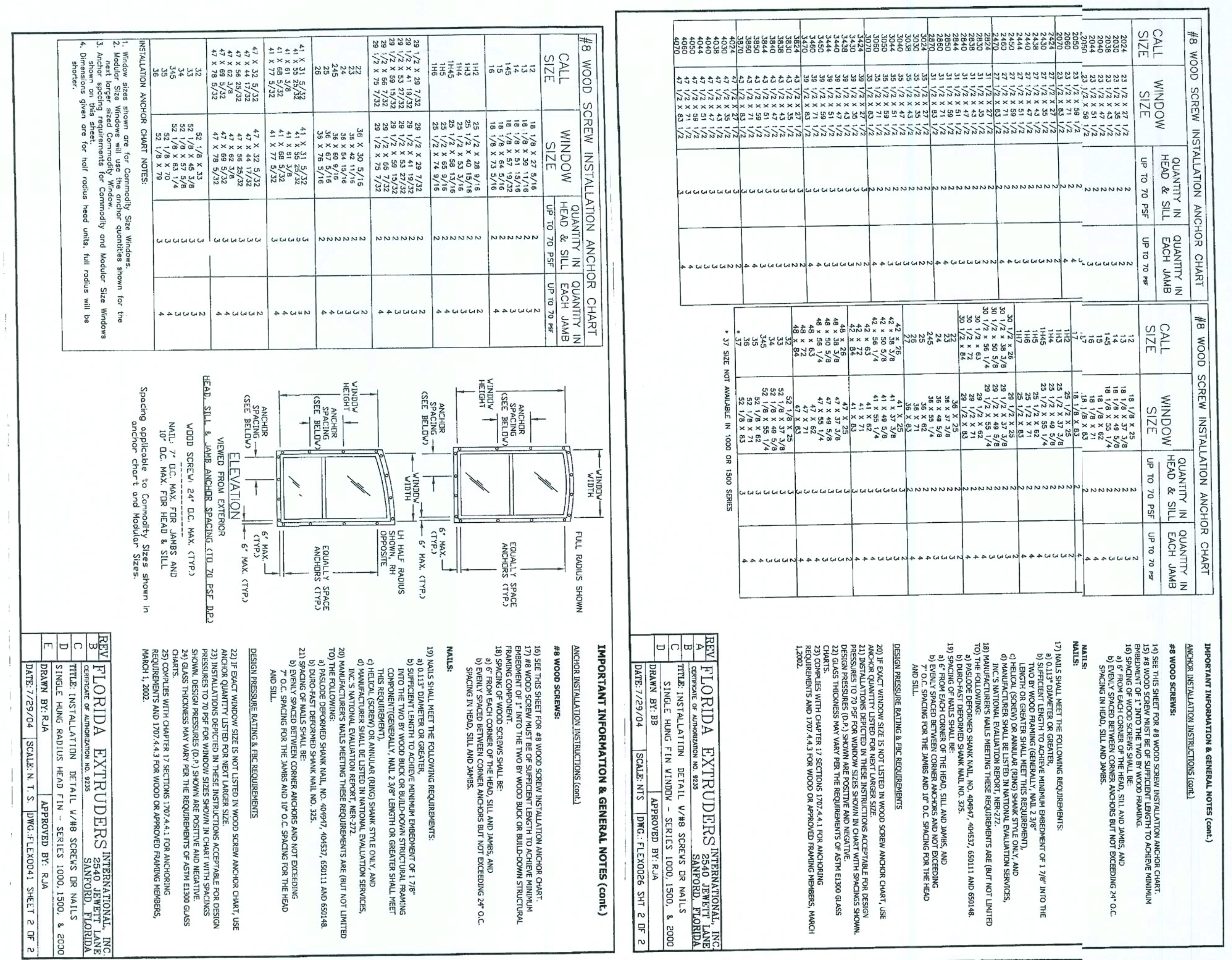

REVISIONS :

COPYRIGHT © 2002 MARONDA HOMES

Maronda Homes

(407) 321-0064 4005 MARONDA WAY SANFORD, FLORIDA

FLORIDA EXTRUDERS

WINDOWS IN FRAME

RELEASE DATE:

SHEET:

1 of 3

03 APR 2006 09:10:46 c:\pasteup\title.dgn

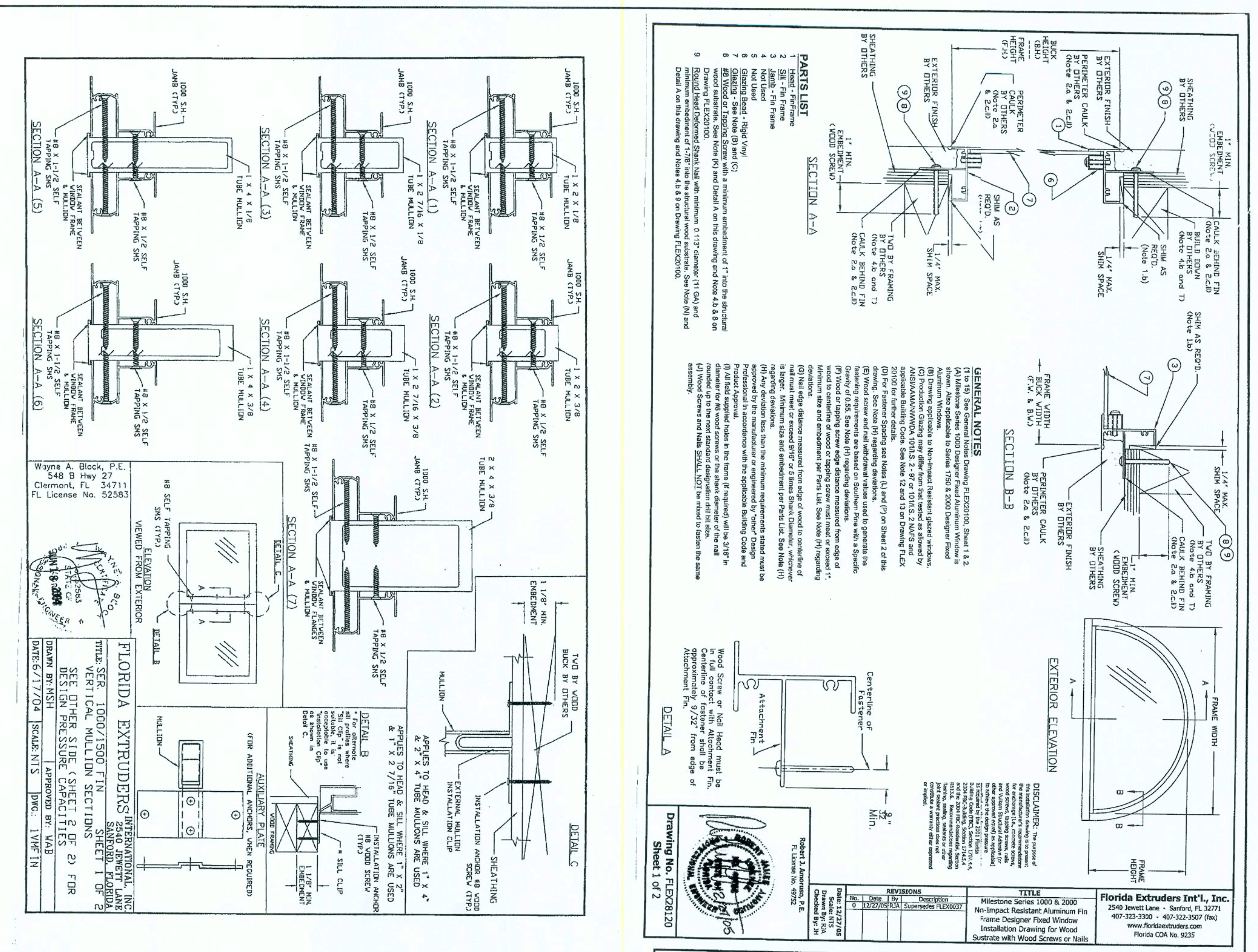

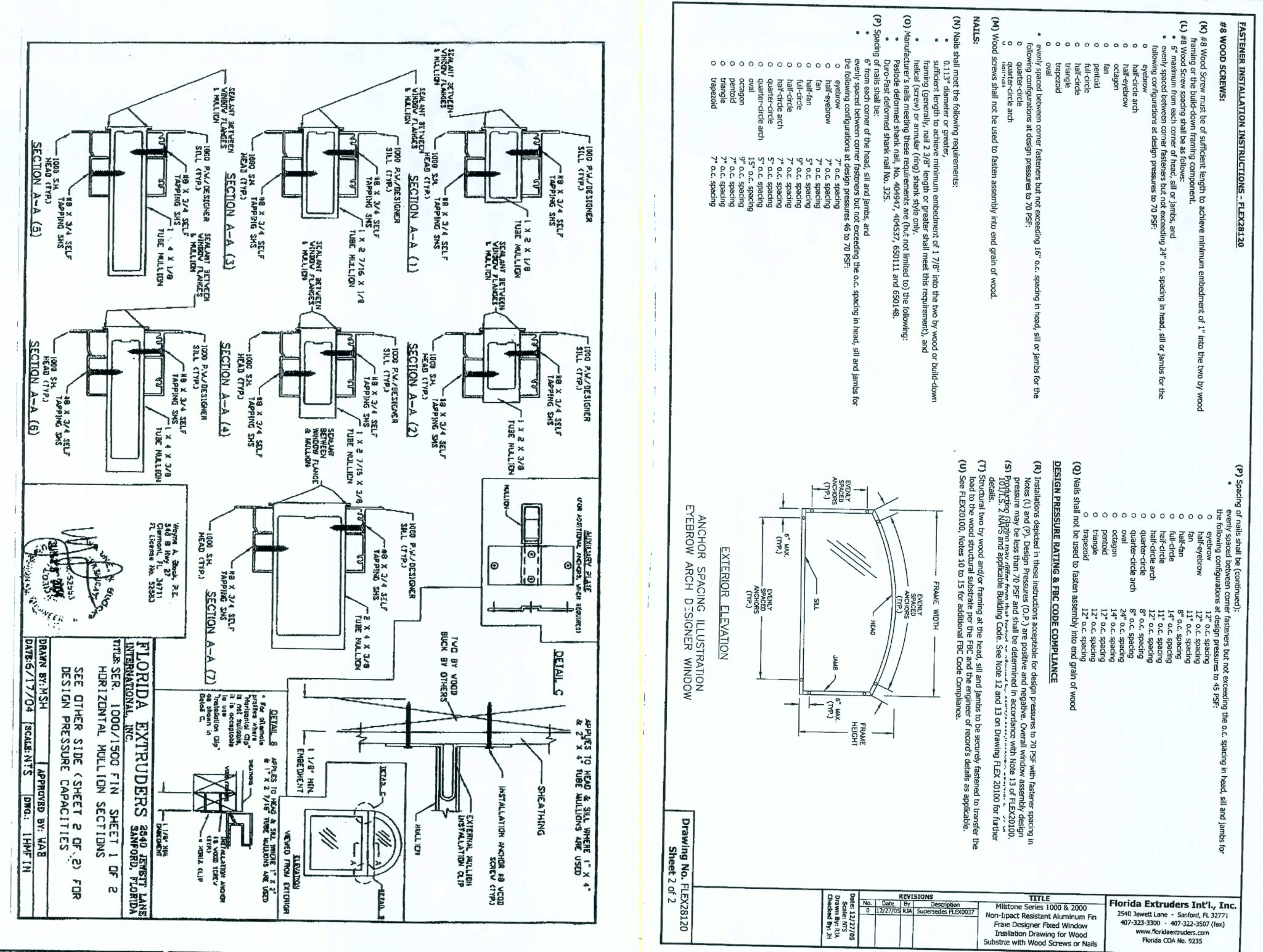

REVISIONS :

COPYRIGHT © 2002 MARONDA HOMES

Maronda Homes

(407) 321-0064 4005 MARONDA WAY SANFORD, FLORIDA

FLORIDA EXTRUDERS

WINDOWS IN FRAME

RELEASE DATE:

SHEET:

2 of 3

03 APR 2006 09:11:03 c:\pasteup\title.dgn

PRODUCT APPROVAL INFORMATION SHEET FOR FLORIDA

Project Name:_____ Permit #_____

Project Address:_____

As required by Florida Statute 553.842 and Florida Administrative Code 9B-72, please provide the information and product approval number(s) for the building components listed below as applicable to the building construction project for the permit number listed above. You should contact your product supplier if you do not know the product approval number for any of the applicable listed products. Information regarding statewide product approval may be obtained at: www.floridabuilding.org

Category/Subcategory	Manufacturer	Product Description	Limitation of Use	State #	Design Pressures
A. EXTERIOR DOORS					
1. Swinging	Plastpro Inc.	Fiberglass Doors	Evaluated for use in locations adhering to the Florida Building Code and where pressure requirements as determined by ACSE 7 Minimum Design Loads for Building and Other Structures.	FL 6729.1 FL 6729.5	+50 / -50 +50 / -50
2. Sliding	Simonton / Norandex Florida Extruders	Sliding Glass Doors	500 72X80 SGD-R45 Milestone 1000 SGD	FL 5350.1 FL 45.1	+45 / -45 +45 / -45
3. Sectional					
4. Roll up	Wayne Dalton	Garage Doors 130 16' 8' 8000 & 8100 Garage Doors 140 16' 8' 8000 &8100	As indicated in evaluation report and installation drawings. Not to be used in HVHZ.	FL 22.4 FL 22.2 FL 4965.47 FL 22.5	+27.0 / -29.0 +29.3 / -29.3 +34.4 / -38.3 +37.0 / -37.0
B. WINDOWS					
1. Single hung	H –R Windows Danvid Window Co Florida Extruders	300 Fin Single Hung 341 Flange Frame S.H. Milestone 1000 S.H.	40-17 72x74 H-R45	FL5089.1 FL 2751.1 FL 42.1	+45 / -45 +55 / -55 +45 / -45
2. Horizontal slider					
3. Casement					
4. Double hung					
5. Fixed	H –R Windows Danvid Window Co Florida Extruders	301 Fin Frame Fixed 341 Flange Frame Fixed Milestone 1000 Fixed	437-438 111 x 63 F-C60 3/16 Tempered Glass Flange & Fin	FL 1291.2 FL 2349.1 FL 44.1	+55 / -55 +70 / -70 +45 / -45

Category/Subcategory	Manufacturer	Product Description	Limitation of Use	State #	Design Pressures
7. Pass-through					
8. Projected					
9. Mullion	H –R Windows Florida Extruders	Mullions Milestone Tube Mull Fin Or Flange	Evaluated for use in locations adhering to the Florida Building Code and where pressure requirements as determined by ACSE 7 Minimum Design Loads for Building and Other Structures.	FL 5782 FL 3136–R2	+45 / -45
10. Wind breaker					
11. Dual action					
12. Other					
C. PANEL WALL					
1. Siding	Owens Corning	Easy Street Dbl 4.5 Dutch Lap	This Evalution is not for use within the FBC HVHZ or on Educational Facilities within the State of Florida. Vinyl siding is limited to Type V construction , as defined below. Section 602.5 – TYPE V CONSTRUCTION Type V construction is that type of construction in which the structural elements, exterior walls and interior Walls are of ant material permitted by this code. Compliance is valid only if the subject profile trade name is current on the VSI Vinyl Siding f Certification Program.	FL 920.13	+53 / -53
2. Soffit	Alsco Metal Corp	16" Vented Soffit Quad 4 Aluminum Soffit	For use in soffit only. Not for use in HVHZ. Installations shall meet the minimum ventilation requirements of FBC Section 1203.2 and AAMA 1402-86, Section 3.1.1.4.	FL 4459-R1	46.71 PSF

Category/Subcategory	Manufacturer	Product Description	Limitation of Use	State #	Design Pressures
D. ROOFING PRODUCTS					
1. Asphalt shingles	Owens Corning	Asphalt Shingle Ridge Vents Galvanized metal roof vents.	This Approval not for use in the HVHZ. All FBC sections that apply to counties except Broward and Miami-Dade Must be followed.	FL 3663 FL 234 FL5289	
2. Underlayments					
3. Roofing fasteners					
4. Nonstructural metal roof					
5. Built-up roofing					
6. Modified bitumen					
7. Single ply roofing					
8. Roofing tiles					
9. Roofing insulation					
10. Waterproofing					
11. Wood shingles/shakes					
12. Roofing slate					
13. Liquid applied roofing					
14. Cement-adhesive coats					
15. Roof tile adhesive					
16. Spray applied polyurethane roof					
17. Other					

Category/Subcategory	Manufacturer	Product Description	Limitation of Use	State #	Design Pressures
E. SHUTTERS					
1. Storm Panels	Outlook Shutters Inc.	Fl. Panel Galv. Sel Storm	This product may only be installed on concrete, hollow concrete block or wood substrates. This product is NOT suitable for installation in the High Velocity Hurricane Zone.	FL 6647	60 PSF
F. STRUCTURAL COMPONENTS					
1. Wood connector/anchor	United Steel Products	Anchors, Hangers< Etc. Structural Components Wood Connectors	Subject to limitation and installation instructions specified in NOA 05-0105.05.	FL.-R1, 565, 569, 572, 576, 815, 816, 817, 818, 819, 820, 821, 822, 859, 1247, 1777, 2033, 2620, 3923, 4928, 5631, 6223	
2. Truss plates	Mitek Industries Inc.	Truss Connectors	No Limitation of Use.	FL 2197 R1	
3. Engineered lumber					
4. Railing					
5. Coolers-freezers					
6. Concrete admixtures					
7. Material					
8. Insulation forms					
9. Plastics					
10. Deck-roof					
11. Wall					
12. Sheds					
13. Other					

Category/Subcategory	Manufacturer	Product Description	Limitation of Use	State #	Design Pressures
G. SKYLIGHTS					
1. Skylight					
2. Other					
H. NEW EXTERIOR ENVELOPE PRODUCTS					
1.					
2.					

In addition to completing the above list of manufacturers, product description and State approval number for the products used on this project, it is the Contractor's or Authorized Agent's responsibility to have a legible copy of each manufacturer's printed instructions, along with the list above, on the job site available to the inspector.

The products listed below did not demonstrate product approval at time of plan review. I understand that before these products can be inspected, they must be submitted for review for code compliance and approved by a Plans Examiner. This form will be revised to include each new product in the categories listed above and will be highlighted to indicate the new products and required information.

_____
_____
_____
_____

Authorized Project Agent:_____
(Contractor or Design Professional) (Print Name) (Signature)

Company Name:_____

Mailing Address:_____

_____

City:_____ State:_____ Zip Code:_____

Telephone Number: ( )_____ Fax Number: ( )_____

Cell Phone Number: ( )_____ E-mail Address:_____

REVISIONS :

Maronda Homes
(407) 321-0064 4005 MARONDA WAY SANFORD, FL 32771

PRODUCT APPROVAL

RELEASE DATE:

SHEET:

...title_blocks/prodapprl2d.dgn Mar 24, 2005 14:15:09

REVISIONS :

Maronda Homes
(407) 321-0064 4005 MARONDA WAY SANFORD, FL 32771

FLORIDA EXTRUDERS
WINDOWS IN FRAME

RELEASE DATE:

SHEET: 3 of 3

c:\fla-extrud.dgn Sep. 01, 2006 09:32:39