

Mobile Home Permit Worksheet

Installer : Stephanie Talley License # IH 1124852

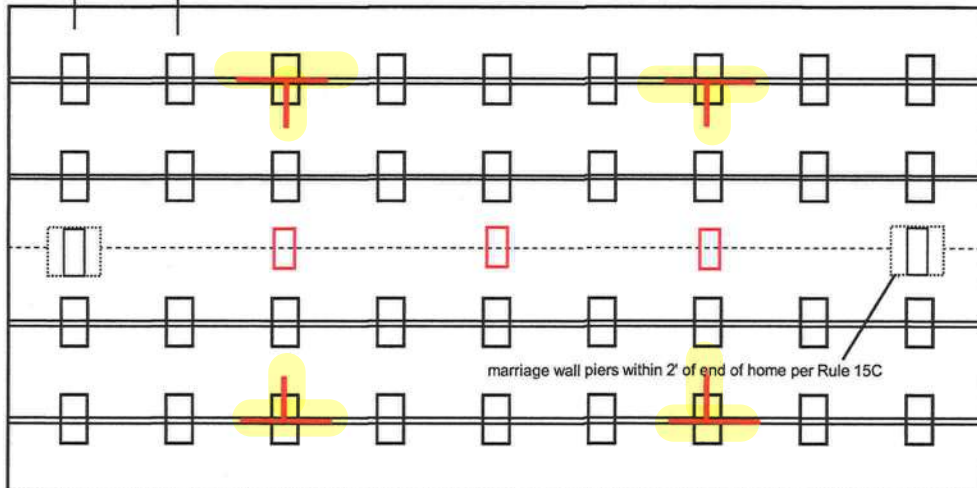
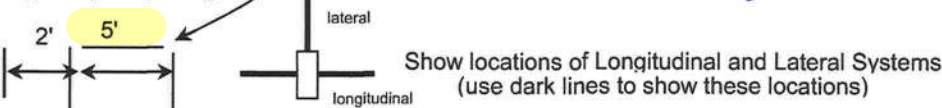
Address of home being installed 592 Leroy Court
Lake City, Florida 32025

Manufacturer Fleetwood Length x width 28 X 52

NOTE: if home is a single wide fill out one half of the blocking plan
if home is a triple or quad wide sketch in remainder of home
I understand Lateral Arm Systems cannot be used on any home (new or used)
where the sidewall ties exceed 5 ft 4 in.

Installer's initials ST

Typical pier spacing



Laurie Hodson
Digitally signed by Laurie Hodson
Date: 2020.07.22 10:17:47 -04'00'

Application Number: _____ Date: _____

New Home ☐ Used Home ☒

Home installed to the Manufacturer's Installation Manual ☐
Home is installed in accordance with Rule 15-C ☒

Single wide ☐ Wind Zone II ☒ Wind Zone III ☐

Double wide ☒ Installation Decal # 49717

Triple/Quad ☐ Serial # GAFL154A87032EA22 (A&B)

PIER SPACING TABLE FOR USED HOMES

Load bearing capacity	Footer size (sq in)	16" x 16" (256)	18 1/2" x 18 1/2" (342)	20" x 20" (400)	22" x 22" (484)*	24" X 24" (576)*	26" x 26" (676)
1000 psf		3'	4'	5'	6'	7'	8'
1500 psf		4' 6"	6'	7'	8'	8'	8'
2000 psf		6'	8'	8'	8'	8'	8'
2500 psf		7' 6"	8'	8'	8'	8'	8'
3000 psf		8'	8'	8'	8'	8'	8'
3500 psf		8'	8'	8'	8'	8'	8'

* interpolated from Rule 15C-1 pier spacing table.

PIER PAD SIZES

I-beam pier pad size 17 X 25

Perimeter pier pad size 16 X 16

Other pier pad sizes (required by the mfg.) _____

Draw the approximate locations of marriage wall openings 4 foot or greater. Use this symbol to show the piers.

List all marriage wall openings greater than 4 foot and their pier pad sizes below.

Opening	Pier pad size
_____	_____
_____	_____
_____	_____

TIEDOWN COMPONENTS

Longitudinal Stabilizing Device (LSD)

Manufacturer _____

Longitudinal Stabilizing Device w/ Lateral Arms

Manufacturer _____

OLIVER TECH

POPULAR PAD SIZES

Pad Size	Sq In
16 x 16	256
16 x 18	288
18.5 x 18.5	342
16 x 22.5	360
17 x 22	374
13 1/4 x 26 1/4	348
20 x 20	400
<u>17 3/16 x 25 3/16</u>	<u>441</u>
<u>17 1/2 x 25 1/2</u>	<u>446</u>
24 x 24	576
26 x 26	676

ANCHORS

4 ft X 5 ft X _____

FRAME TIES

within 2' of end of home spaced at 5' 4" oc

OTHER TIES

	Number
Sidewall	<u>22</u>
Longitudinal	<u>6</u>
Marriage wall	<u>2 min</u>
Shearwall	<u>2 min</u>

Mobile Home Permit Worksheet

Application Number: _____ Date: _____

POCKET PENETROMETER TEST

The pocket penetrometer tests are rounded down to _____ psf
or check here to declare 1000 lb. soil XX without testing. Assumed

X _____ X _____ X _____

POCKET PENETROMETER TESTING METHOD

1. Test the perimeter of the home at 6 locations.
2. Take the reading at the depth of the footer.
3. Using 500 lb. increments, take the lowest reading and round down to that increment.

X _____ X _____ X _____

TORQUE PROBE TEST

The results of the torque probe test is N/A inch pounds or check here if you are declaring 5' anchors without testing. A test showing 275 inch pounds or less will require 5 foot anchors.

Note: A state approved lateral arm system is being used and 4 ft. anchors are allowed at the sidewall locations. I understand 5 ft anchors are required at all centerline tie points where the torque test reading is 275 or less and where the mobile home manufacturer may requires anchors with 4000 lb holding capacity.

Installer's initials

ALL TESTS MUST BE PERFORMED BY A LICENSED INSTALLER

Installer Name Stephanie Talley

Date Tested N/A



Electrical

Connect electrical conductors between multi-wide units, but not to the main power source. This includes the bonding wire between multi-wide units. Pg. 4

Plumbing

Connect all sewer drains to an existing sewer tap or septic tank. Pg. 4

Connect all potable water supply piping to an existing water meter, water tap, or other independent water supply systems. Pg. 4

Site Preparation

Debris and organic material removed _____
Water drainage: Natural Swale Pad Other

Fastening multi wide units

Floor: Type Fastener: 6" lag Length: 6" Spacing: 18"
Walls: Type Fastener: Screw Length: 4" Spacing: 24"
Roof: Type Fastener: Straps Length: _____ Spacing: _____
For used homes a min. 30 gauge, 8" wide, galvanized metal strip will be centered over the peak of the roof and fastened with galv. roofing nails at 2" on center on both sides of the centerline.

Gasket (weatherproofing requirement)

I understand a properly installed gasket is a requirement of all new and used homes and that condensation, mold, mildew and buckled marriage walls are a result of a poorly installed or no gasket being installed. I understand a strip of tape will not serve as a gasket.

Installer's initials

Type gasket Foam Installed:
Pg. 4 Between Floors Yes
Between Walls Yes
Bottom of ridgebeam Yes

Weatherproofing

The bottomboard will be repaired and/or taped. Yes XX Pg.
Siding on units is installed to manufacturer's specifications. Yes XX
Fireplace chimney installed so as not to allow intrusion of rain water. Yes N/A

Miscellaneous

Skirting to be installed. Yes XX No
Dryer vent installed outside of skirting. Yes XX N/A
Range downflow vent installed outside of skirting. Yes N/A XX
Drain lines supported at 4 foot intervals. Yes XX
Electrical crossovers protected. Yes XX
Other : _____

Installer verifies all information given with this permit worksheet is accurate and true based on the manufacturer's installation instructions and or Rule 15C-1 & 2

Installer Signature Stephanie Talley

Date 07/12/2020

Mail Lien Satisfaction to: Dept of Highway Safety and Motor Vehicles, Neil Kirkman Building, Tallahassee, FL 32389-0500

A00029

Identification Number GAFL154A87032EA22 Year 2002 Make FTWD Body HS WT-L-BHP 52' Vessel Regs. No. 84832338 Title Number 84832338
 Registered Owner: KONOVA LLC Date of Issue 01/22/2020
284 SW BAYA DR
LAKE CITY FL 32025-5206



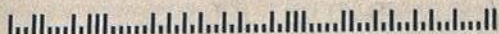
Lien Release
 Interest in the described vehicle is hereby released
 By _____
 Title _____
 Date _____

IMPORTANT INFORMATION

1. When ownership of the vehicle described herein is transferred, the seller MUST complete in full the Transfer of Title by Seller section at the bottom of the certificate of title.
2. Upon sale of this vehicle, the seller must complete the notice of sale on the reverse side of this form.
3. Remove your license plate from the vehicle.
4. See the web address below for more information and the appropriate forms required for the purchaser to title and register the vehicle, mobile home or vessel: <http://www.fhsmv.gov/html/titlinfo.html>

Mail To:

KONOVA LLC
 284 SW BAYA DR
 LAKE CITY FL 32025-5206

**CERTIFICATE OF TITLE**

Identification Number GAFL154A87032EA22 Year 2002 Make FTWD Body HS WT-L-BHP 52' Vessel Regs. No. 84832338 Title Number 84832338
 Prev State FL Color _____ Primary Brand _____ Secondary Brand _____ No of Brands _____ Use PRIVATE Prev Issue Date 01/15/2020
 Odometer Status or Vessel Manufacturer or OH use _____ Hull Material _____ Prop _____ Date of Issue 01/22/2020
 Lien Release
 Interest in the described vehicle is hereby released
 By _____
 Title _____
 Date _____

Registered Owner

KONOVA LLC
 284 SW BAYA DR
 LAKE CITY FL 32025-5206

1st Lienholder

NONE

DIVISION OF MOTORIST SERVICES

TALLAHASSEE



FLORIDA

DEPARTMENT OF HIGHWAY SAFETY AND MOTOR VEHICLES

Robert R. Kynoch
 Robert R. Kynoch
 Director

Control Number **144714487**

Terry L. Rhodes
 Terry L. Rhodes
 Executive Director

TRANSFER OF TITLE BY SELLER (This section must be completed at the time of sale.)

Federal and/or state law require that the seller state the mileage, purchaser's name, selling price and date sold in connection with the transfer of ownership.

Failure to complete or providing a false statement may result in fines and/or imprisonment.

This title is warranted to be free from any liens except as noted on the face of the certificate and the motor vehicle or vessel described is hereby transferred to:

Seller Must Enter Purchaser's Name: _____

Address: _____

Seller Must Enter Selling Price: _____

Seller Must Enter Date Sold: _____

I/We state that this ☐ 5 or ☐ 6 digit odometer now reads 1 1 1 1 1 1 (no tens) miles, date read _____ and I hereby certify that to the best of my knowledge the odometer reading:☐ 1. reflects ACTUAL MILEAGE.☐ 2. is IN EXCESS OF ITS MECHANICAL LIMITS.☐ 3. is NOT THE ACTUAL MILEAGE.**UNDER PENALTIES OF PERJURY, I DECLARE THAT I HAVE READ THE FOREGOING DOCUMENT AND THAT THE FACTS STATED IN IT ARE TRUE.**

SELLER Must

Sign Here: _____

CO-SELLER Must

Sign Here: _____

Print Here: _____

Print Here: _____

Selling Dealer's License Number: _____

Tax No.: _____

Tax Collected: _____

Auction Name: _____

License Number: _____

PURCHASER Must

Sign Here: _____

CO-PURCHASER Must

Sign Here: _____

Print Here: _____

Print Here: _____

NOTICE: PENALTY IS REQUIRED BY LAW IF NOT SUBMITTED FOR TRANSFER WITHIN 30 DAYS AFTER DATE OF PURCHASE

Mail Lien Satisfaction to: Dept of Highway Safety and Motor Vehicles, Neil Kirkman Building, Tallahassee, FL 32399-0500

A00030

Identification Number Year Make Body WT-L-BHP Vessel Regis. No. Title Number
 GAFL154B87032EA22 2002 FTWD HS 52' 84832366
 Registered Owner: Date of Issue 01/22/2020

KONOVA LLC
 284 SW BAYA DR
 LAKE CITY FL 32025-5206


Lien Release
 Interest in the described vehicle is hereby released
 By _____
 Title _____
 Date _____

IMPORTANT INFORMATION

1. When ownership of the vehicle described herein is transferred, the seller MUST complete in full the Transfer of Title by Seller section at the bottom of the certificate of title.
2. Upon sale of this vehicle, the seller must complete the notice of sale on the reverse side of this form.
3. Remove your license plate from the vehicle.
4. See the web address below for more information and the appropriate forms required for the purchaser to title and register the vehicle, mobile home or vessel:
<http://www.flhsmv.gov/html/titinf.html>

Mail To:

KONOVA LLC
 284 SW BAYA DR
 LAKE CITY FL 32025-5206

**CERTIFICATE OF TITLE**

Identification Number Year Make Body WT-L-BHP Vessel Regis. No. Title Number
 GAFL154B87032EA22 2002 FTWD HS 52' 84832366
 Lien Release
 Interest in the described vehicle is hereby released
 By _____
 Title _____
 Date _____
 Pre State Color Primary Brand Secondary Brand No of Brands Use Pre Issue Date
 FL PRIVATE 01/15/2002
 Odometer Status or Vessel Manufacturer or OH use Hull Material Prop Date of Issue
 01/22/2020

Registered Owner

KONOVA LLC
 284 SW BAYA DR
 LAKE CITY FL 32025-5206

1st Lienholder

NONE

DIVISION OF MOTORIST SERVICES

TALLAHASSEE

FLORIDA

DEPARTMENT OF HIGHWAY SAFETY AND MOTOR VEHICLES

Robert R. Kynoch
 Director

Control Number

144714488

Terry L. Rhodes
 Executive Director

TRANSFER OF TITLE BY SELLER (This section must be completed at the time of sale.)

Federal and/or state law requires that the seller state the mileage, purchaser's name, selling price and date sold in connection with the transfer of ownership.

Failure to complete or providing a false statement may result in fines and/or imprisonment.

This title is warranted to be free from any liens except as noted on the face of the certificate and the motor vehicle or vessel described is hereby transferred to:

Seller Must Enter Purchaser's Name:

Address:

Seller Must Enter Selling Price:

Seller Must Enter Date Sold:

I/We state that this ☐ 5 or ☐ 6 digit odometer now reads (no tenths) miles, date read _____ and I hereby certify that to the best of my knowledge the odometer reading:☐ 1. reflects ACTUAL MILEAGE.☐ 2. is IN EXCESS OF ITS MECHANICAL LIMITS.☐ 3. is NOT THE ACTUAL MILEAGE.**UNDER PENALTIES OF PERJURY, I DECLARE THAT I HAVE READ THE FOREGOING DOCUMENT AND THAT THE FACTS STATED IN IT ARE TRUE.**

SELLER Must

CO-SELLER Must

Sign Here:

Sign Here:

Print Here:

Print Here:

Selling Dealer's License Number:

Tax No.:

Tax Collected:

Auction Name:

License Number:

PURCHASER Must

CO-PURCHASER Must

Sign Here:

Sign Here:

Print Here:

Print Here:

NOTICE: PENALTY IS REQUIRED BY LAW IF NOT SUBMITTED FOR TRANSFER WITHIN 30 DAYS AFTER DATE OF PURCHASE

HSMV 82250 (REV. 3/15)

STATE OF FLORIDA