

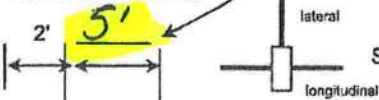
Mobile Home Permit Worksheet

Installer: Brent Strickland License # 1H1104218
 Address of home being installed: 207 NW Ian Ct
Lake City, FL 32055
 Manufacturer: Town Homes Length x width: 72x30.4

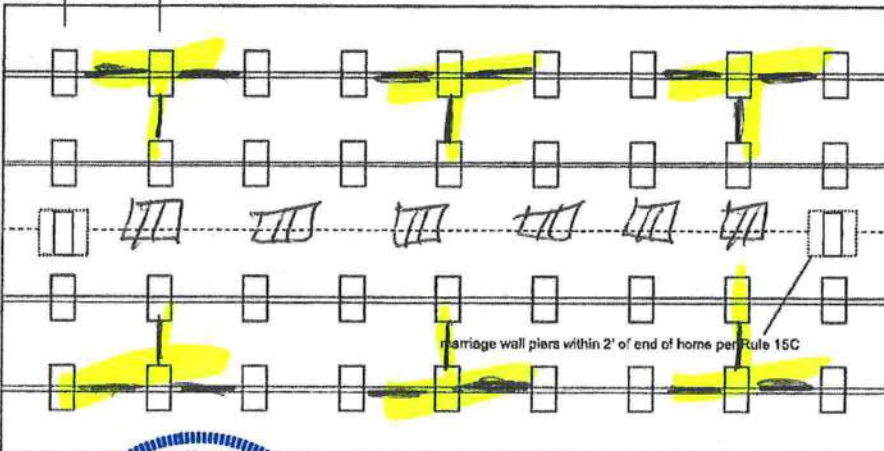
NOTE: if home is a single wide fill out one half of the blocking plan
 if home is a triple or quad wide sketch in remainder of home
 I understand Lateral Arm Systems cannot be used on any home (new or used)
 where the sidewall ties exceed 5 ft 4 in.

Installer's initials B.S.

Typical pier spacing



Show locations of Longitudinal and Lateral Systems
 (use dark lines to show these locations)



8/13/2020

Application Number: _____ Date: _____

New Home ☒ Used Home ☐

Home installed to the Manufacturer's Installation Manual
 Home is installed in accordance with Rule 15-C ☒

Single wide ☐ Wind Zone II ☒ Wind Zone III ☐

Double wide ☒ Installation Decal # 65736

Triple/Quad ☐ Serial # FLTHLCT32224G-3895AB

PIER SPACING TABLE FOR USED HOMES

Load bearing capacity	Footer size (sq in)	16" x 16" (256)	18 1/2" x 18 1/2" (342)	20" x 20" (400)	22" x 22" (484)*	24" x 24" (576)*	26" x 26" (676)
1000 psf	3'	3'	4'	5'	6'	7'	8'
1500 psf	4' 6"	4' 6"	6'	7'	8'	8'	8'
2000 psf	6'	6'	8'	8'	8'	8'	8'
2500 psf	7' 6"	7' 6"	8'	8'	8'	8'	8'
3000 psf	8'	8'	8'	8'	8'	8'	8'
3500 psf	8'	8'	8'	8'	8'	8'	8'

* interpolated from Rule 15C-1 pier spacing table.

PIER PAD SIZES

I-beam pier pad size 17x25

Perimeter pier pad size 16x16

Other pier pad sizes (required by the mfg.) 17x25

Draw the approximate locations of marriage wall openings 4 foot or greater. Use this symbol to show the piers.

List all marriage wall openings greater than 4 foot and their pier pad sizes below.

Opening _____ Pier pad size _____

TIEDOWN COMPONENTS

Longitudinal Stabilizing Device (LSD)

Manufacturer _____

Longitudinal Stabilizing Device w/ Lateral Arms

Manufacturer Diversion

POPULAR PAD SIZES

Pad Size	Sq In
16 x 16	256
16 x 18	288
18.5 x 18.5	342
16 x 22.5	360
17 x 22	374
13 1/4 x 26 1/4	348
20 x 20	400
17 3/16 x 25 3/16	441
17 1/2 x 25 1/2	446
24 x 24	576
26 x 26	676

ANCHORS

4 ft _____ 5 ft _____

FRAME TIES

within 2' of end of home
 spaced at 5' 4" oc ☒

OTHER TIES

Number _____
 Sidewall _____
 Longitudinal _____
 Marriage wall _____
 Shearwall _____

Mobile Home Permit Worksheet

Application Number: _____ Date: _____

POCKET PENETROMETER TEST

The pocket penetrometer tests are rounded down to 1500 psf or check here to declare 1000 lb. soil _____ without testing.

x 1500 x 1500 x 1600

POCKET PENETROMETER TESTING METHOD

1. Test the perimeter of the home at 6 locations.
2. Take the reading at the depth of the footer.
3. Using 500 lb. increments, take the lowest reading and round down to that increment.

x 1600 x 1500 x 1500

TORQUE PROBE TEST

The results of the torque probe test is 295 inch pounds or check here if you are declaring 5' anchors without testing _____. A test showing 275 inch pounds or less will require 5 foot anchors.

Note: A state approved lateral arm system is being used and 4 ft. anchors are allowed at the sidewall locations. I understand 5 ft anchors are required at all centerline tie points where the torque test reading is 275 or less and where the mobile home manufacturer may requires anchors with 4000 lb holding capacity.

B.S. Installer's initials

ALL TESTS MUST BE PERFORMED BY A LICENSED INSTALLER

Installer Name

Brent Strickland

Date Tested

7-14-2020

Electrical

Connect electrical conductors between multi-wide units, but not to the main power source. This includes the bonding wire between multi-wide units. Pg. 29

Plumbing

Connect all sewer drains to an existing sewer tap or septic tank. Pg. 28

Connect all potable water supply piping to an existing water meter, water tap, or other independent water supply systems. Pg. 28

Site Preparation

Debris and organic material removed ☒
 Water drainage: Natural ☐ Swale ☐ Pad ☒ Other ☐

Fastening multi wide units

Type Fastener: lags Length: 5 Spacing: 16"
 Type Fastener: screws Length: 4 Spacing: 16"
 Type Fastener: lags Length: 6 Spacing: 16"
 For used homes a min. 30 gauge, 8" wide, galvanized metal strip will be centered over the peak of the roof and fastened with galv. roofing nails at 2" on center on both sides of the centerline.

Gasket (weatherproofing requirement)

I understand a properly installed gasket is a requirement of all new and used homes and that condensation, mold, mildew and buckled marriage walls are a result of a poorly installed or no gasket being installed. I understand a strip of tape will not serve as a gasket.

Installer's initials B.S.

Type gasket Foam
 Pg. 22

Installed:
 Between Floors Yes ☒
 Between Walls Yes ☒
 Bottom of ridgebeam Yes ☒

Weatherproofing

The bottomboard will be repaired and/or taped. Yes ☒ Pg. 29
 Siding on units is installed to manufacturer's specifications. Yes ☒
 Fireplace chimney installed so as not to allow intrusion of rain water. Yes ☒


Miscellaneous

Skirting to be installed. Yes ☒ No ☐
 Dryer vent installed outside of skirting. Yes ☐ N/A ☒
 Range downflow vent installed outside of skirting. Yes ☐ N/A ☒
 Drain lines supported at 4 foot intervals. Yes ☒
 Electrical crossovers protected. Yes ☒
 Other: _____

Installer verifies all information given with this permit worksheet is accurate and true based on the manufacturer's installation instructions and or Rule 15C-1 & 2

Installer Signature

Brent Strickland Date 7-14-2020



Foyer entrance is arch with rounded edges.
This is the only place there were rounded edges.

André Heller - Lapita Hellingma

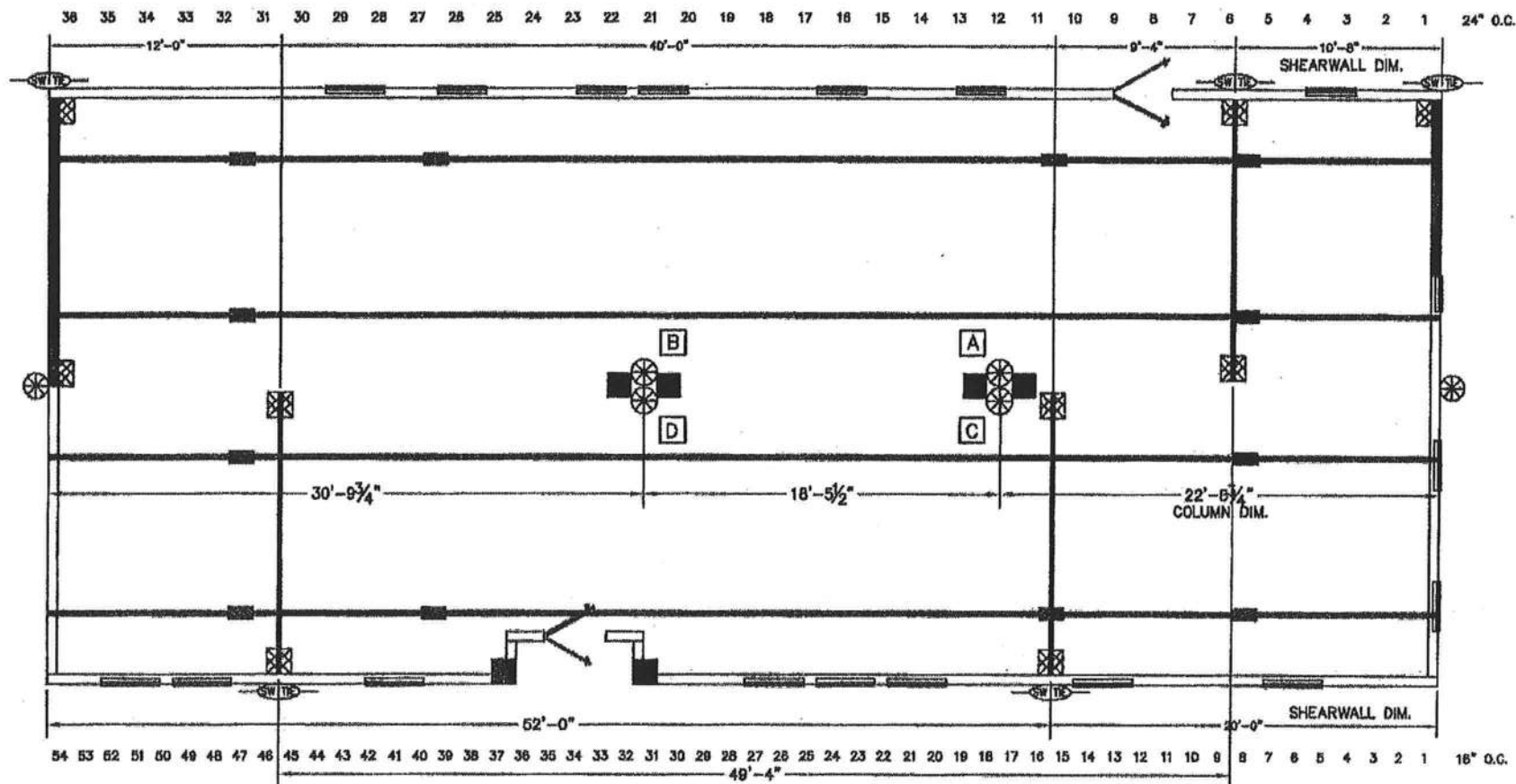


TOWNSHEND
P.O. BOX 1080
LAKE CITY, FLORIDA 32009

Date: 5-18-2010	Rev: 4/18/10	Order: 30224A
Dr'n: HSB		
Parent: NEW		
Order: Y (20)		
12	Model: 32224-854	Price: 2194.50 FT. SALES

Customer: Donald Hollingsworth

386-623-6982



- I-BEAM BLOCKING
SEE SOIL BEARING CAPACITY CHARTS FOR SPACING
- COLUMN BLOCKING
SEE SOIL BEARING CAPACITY CHARTS FOR PAD SIZE
- SHEARWALL BLOCKING
- SHEARWALL FRAME TIE
- CENTER LINE TIES
- VERTICAL TIE
MAX. SPACING 5'-4" CENTER TO CENTER
- LONGITUDINAL TIES

SHEARWALL TIE

BLOCKING LEGEND: FLORIDA

- 1) ALL EXTERIOR DOORS, BAY WINDOWS, RECESSED SIDEWALLS AND EXTERIOR WALL OPENINGS 48" OR GREATER. WILL REQUIRE BLOCKING ON EACH SIDE.
- 2) 32' WIDE HOMES REQUIRED TO BE BLOCKED MIN 6'-0" ON CENTER BETWEEN COLUMNS.



TOWNHOMES		TownHomes P.O. BOX 1059 LAKE CITY, FLORIDA 32056	
Date: 5-19-20	Revisions	Cod# 32224A	
Drawn: HEB			
Parent: NEW			
Code: T (20)			
2	Model: 32224-584	Print: FLORIDA BLOCKING PLAN	