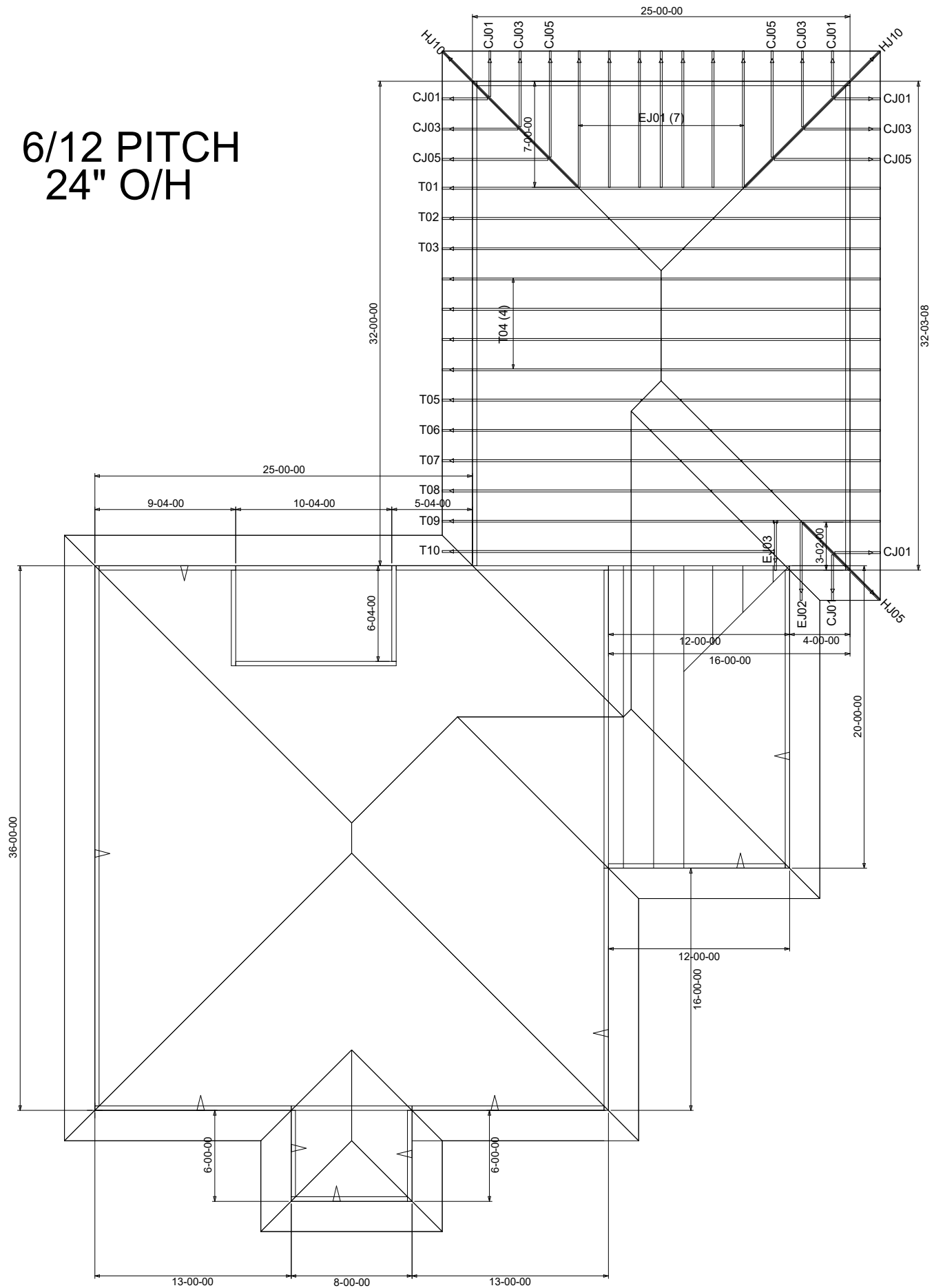



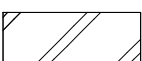



6/12 PITCH
24" O/H



BEARING HEIGHT SCHEDULE

	8' 1-1/8"
	9' 1-1/8"
	10' 1-1/8"
	11' 1-1/8"
	12' 1-1/8"

NOTES:

- 1) REFER TO HIB 91 (RECOMMENDATIONS FOR HANDLING INSTALLATION AND TEMPORARY BRACING.) REFER TO ENGINEERED DRAWINGS FOR PERMANENT BRACING REQUIRED.
- 2) ALL TRUSSES (INCLUDING TRUSSES UNDER VALLEY FRAMING) MUST BE COMPLETELY DECKED OR REFER TO DETAIL V105 FOR ALTERNATE BRACING REQUIREMENTS.
- 3) ALL VALLEYS ARE TO BE CONVENTIONALLY FRAMED BY BUILDER.
- 4) ALL TRUSSES ARE DESIGNED FOR 2' o.c. MAXIMUM SPACING, UNLESS OTHERWISE NOTED.
- 5) ALL WALLS SHOWN ON PLACEMENT PLAN ARE CONSIDERED TO BE LOAD BEARING, UNLESS OTHERWISE NOTED.
- 6) SY42 TRUSSES MUST BE INSTALLED WITH THE TOP BEING UP.
- 7) BEAM/HEADER/LINTEL (HDR) TO BE FURNISHED BY BUILDER.



Jacksonville
PHONE: 904-772-6100 FAX: 904-772-1973

Tampa
PHONE: 813-621-9831 FAX: 813-628-8956

Lake City
PHONE: 386-755-6894 FAX: 386-755-7973

BUILDER:
BLAKE CONST.

LEGAL ADDRESS:
ABBATE ADDITION

MODEL: Revision:
Rev. By:

DATE: 7-14-20 DRAWN BY: KLH Original Reference #: 2406519

1st Level Job #: 2nd Level Job #: Roof Job #: 2406519

FL Approval Codes - Mitek Plates #'s 2197.2 - 2197.4, Versa-Lam #1644-R4 & BCI Joists #1392-R4