WINDOWS & DOORS KEY PLAN

scale: 1/8" = 1'-0"

WINDOW SCHEDULE

MARK	DESIGNATION	SIZE (each) WIDTH	SIZE (each) HEIGHT	FRAME	FINISH	GLASS	MAS/RY OPNG. WIDTH	MAS/RY OPNG. HEIGHT	MIN. REQ'D WIND PRESSURE (PSF)	RATED WIND PRESSURE (PSF)	NOTICE OF ACCEPTANCE (N.O.A. #)	IMPACT RATING	REMARKS
A	SH 24	3'1"	5Ø-5/8"	ALUM.	E.S.P. WHITE	CLEAR/ IMPACT			+ / -	+ / -		LG/SM	
B	SH 24	3'1"	5Ø-5/8"	ALUM.	E.S.P. WHITE	CLEAR/ IMPACT			+ / -	+ / -		LG/SM	
C	SH 24	3'1"	5Ø-5/8"	ALUM.	E.S.P. WHITE	CLEAR/ IMPACT			+ / -	+ / -		LG/SM	
D	SH 24	3'1"	5Ø-5/8"	ALUM.	E.S.P. WHITE	CLEAR/ IMPACT			+ / -	+ / -		LG/SM	
E	(2) SH 25	3'1"	63"	ALUM.	E.S.P. WHITE	CLEAR/ IMPACT			+ / -	+ / -		LG/SM	1x3 Mullion
F	(2) SH H35	26-1/2"	63"	ALUM.	E.S.P. WHITE	CLEAR/ IMPACT			+ / -	+ / -		LG/SM	
G	SH 34	53-1/8"	5Ø 5/8"	ALUM.	E.S.P. WHITE	CLEAR/ IMPACT			+ / -	+ / -		LG/SM	
H	SH 24	3'1"	5Ø-5/8"	ALUM.	E.S.P. WHITE	CLEAR/ IMPACT			+ / -	+ / -		LG/SM	
I	SH 35	53-1/8"	63"	ALUM.	E.S.P. WHITE	CLEAR/ IMPACT			+ / -	+ / -		LG/SM	
J	SH 24	3'1"	5Ø-5/8"	ALUM.	E.S.P. WHITE	CLEAR/ IMPACT			+ / -	+ / -		LG/SM	
K	SH 24	3'1"	5Ø-5/8"	ALUM.	E.S.P. WHITE	CLEAR/ IMPACT			+ / -	+ / -		LG/SM	
L	SH 24	3'1"	5Ø-5/8"	ALUM.	E.S.P. WHITE	CLEAR/ IMPACT			+ / -	+ / -		LG/SM	
M	SH 35	53-1/8"	63"	ALUM.	E.S.P. WHITE	CLEAR/ IMPACT			+ / -	+ / -		LG/SM	EGRESS WINDOW
N	SH 34	53-1/8"	5Ø 5/8"	ALUM.	E.S.P. WHITE	CLEAR/ IMPACT			+ / -	+ / -		LG/SM	EGRESS WINDOW
O	SH 35	53-1/8"	63"	ALUM.	E.S.P. WHITE	CLEAR/ IMPACT			+ / -	+ / -		LG/SM	
P	SH 35	53-1/8"	63"	ALUM.	E.S.P. WHITE	CLEAR/ IMPACT			+ / -	+ / -		LG/SM	
Q	SH 24	3'1"	5Ø-5/8"	ALUM.	E.S.P. WHITE	CLEAR/ IMPACT			+ / -	+ / -		LG/SM	
R	SH 24	3'1"	5Ø-5/8"	ALUM.	E.S.P. WHITE	CLEAR/ IMPACT			+ / -	+ / -		LG/SM	
S	AWN 21	3'1"	1'1"	ALUM.	E.S.P. WHITE	CLEAR/ IMPACT			+ / -	+ / -		LG/SM	ELECTRIC ACTUATOR
T	AWN 21	3'1"	1'1"	ALUM.	E.S.P. WHITE	CLEAR/ IMPACT			+ / -	+ / -		LG/SM	ELECTRIC ACTUATOR
U	AWN 21	3'1"	1'1"	ALUM.	E.S.P. WHITE	CLEAR/ IMPACT			+ / -	+ / -		LG/SM	ELECTRIC ACTUATOR
V	AWN 21	3'1"	1'1"	ALUM.	E.S.P. WHITE	CLEAR/ IMPACT			+ / -	+ / -		LG/SM	ELECTRIC ACTUATOR
									+ / -	+ / -		LG/SM	

EXTERIOR DOOR SCHEDULE

For interior doors see sheet A5ØØ

MARK	TYPE	NOMINAL SIZE WIDTH	NOMINAL SIZE HEIGHT	NOMINAL SIZE THICK	MATERIAL	FINISH	THRESHOLD	HARDWARE PACKAGE	FRAME	MIN. REQ'D WIND PRESSURE (PSF)	RATED WIND PRESSURE (PSF)	NOTICE OF ACCEPTANCE (N.O.A. #)	IMPACT RATING	REMARKS
X-1	B	36'+	84"	1 3/4"	WOOD	CLEAR	ALUMINUM		WOOD		+ / -			+SIDELITES
X-2	D	2 x 36"	84"	1 3/4"	WOOD	CLEAR	ALUMINUM		WOOD		+ / -			
X-3	C	2 x 36"	84"	1 3/4"	ALUMINUM	E.S.P.	ALUMINUM		ALUM.		+ / -			
X-4	E	36'+	84"	1 3/4"	METAL CLAD WOOD COMP.	PAINT	ALUMINUM		WOOD		+ / -			
X-5	A	8'-Ø"	8'-Ø"	-	METAL	PAINT			-					

NOTES:
All thresholds shall conform to ADA standards.
All locksets shall have lever-type ADA-compliant handles.

EXTERIOR DOOR TYPES & DETAILS

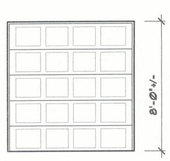

type A
OVERHEAD SECTIONAL WITH FAUX PANELS

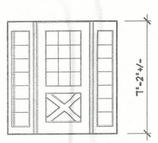

type B
WOOD ENTRY DOOR WITH SIDELITES

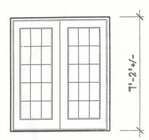

type C
ALUMINUM FRENCH DOORS

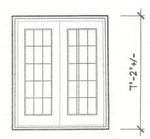

type D
WOOD FRENCH DOORS

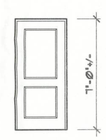

type E
METAL CLAD INSULATED WOOD DOOR

WINDOW & DOOR NOTES

1. VERIFY AND COORDINATE THE REQUIRED DIMENSIONS OF ALL MASONRY OPENINGS WITH WINDOW MANUFACTURER PRIOR TO CONSTRUCTION. REFER TO STRUCTURAL DRAWINGS FOR INDIVIDUAL REINFORCING REQUIREMENTS.

2. CAULKING: NEW WINDOWS SHALL BE FULLY CAULKED FOR WEATHER TIGHT CONDITIONS. APPLY TWO FULL 1/4" BEADS OF ACRYLIC- LATEX CAULK BETWEEN BUCK AND MASONRY OPENING, AND BETWEEN WINDOW FLANGE AND BUCK.

3. BUCKS: WOOD BUCKS SHALL BE NOMINAL 1X4 INCHES, MIN. NO.2 PRESERVATIVE PRESSURE TREATED (P.T.) SOUTHERN YELLOW PINE OR BETTER. ALL MEMBERS SHALL BE FREE OF KNOTS, WARP, WANE OR OTHER DEFECTS. MILD CUPPING IS ACCEPTABLE, BUT CONCAVE SIDE SHALL BE INSTALLED AGAINST MASONRY OPENING. FACTORY EDGES SHALL BE SQUARE TO RECEIVE, AND CAULK TO, WINDOW FLANGES. SPLIT WOOD IS UNACCEPTABLE, AND SHALL BE REMOVED AND REPLACED WITH NEW.

4. MASONRY OPENING NOTE: PRIOR TO THE INSTALLATION OF WOOD BUCKS, THE SURFACES OF ALL MASONRY OPENINGS SHALL BE CLEANED OF ALL EXCESS MORTAR AND CONCRETE, OR OTHER IMPERFECTIONS WHICH MAY AFFECT THE PROPER ATTACHMENT OF SAME.

5. EGRESS WINDOWS: WHERE DESIGNATED ON PLAN, COMPLY WITH FBC SECTION R31Ø, EMERGENCY ESCAPE & RESCUE OPENINGS.

- MAXIMUM SILL HEIGHT = 44" ABOVE FINISHED FLOOR
- MINIMUM NET CLEAR OPENING AREA = 5.7 sf (5.Ø sf AT GRADE FLOOR)
- MINIMUM NET CLEAR DIMENSIONS = 24" HIGH, 2Ø " WIDE.
- EMERGENCY ESCAPE & RESCUE OPENINGS SHALL BE OPERATIONAL FROM THE INSIDE OF THE ROOM WITHOUT THE USE OF KEYS, TOOLS OR SPECIAL KNOWLEDGE.

PORFIRI ARCHITECTURE & CONSULTING

Florida Licenses: AR0008515 / AA26001883
5794 Bird Road, # 225 Miami, Florida 33155
Tel 305.665.5500 / Fax 305.665.5800

seal:

12-27-11

consultants:

Copyright notice:
All graphic and written material appearing herein are instruments of the Architect's service for use on this project, and are protected under the Architectural Works Copyright Protection Act of 1990. The material may not be duplicated, used, repeated or disclosed without the prior written consent of John R.F. Porfiri, Architect. © 2011 John R.F. Porfiri, Porfiri Architecture & Consulting, LLC

New Residence for
Mr. & Mrs. Wade Schile
319 Singleton Terrace, Columbia County, Florida

Date: July 14, 2011

Project no.
Drawn: JRFP
Checked: JRFP
Revisions:

Sheet title:
WINDOWS & DOORS

Sheet no.
A202