

PERMIT WORKSHEET

page 1 of 2

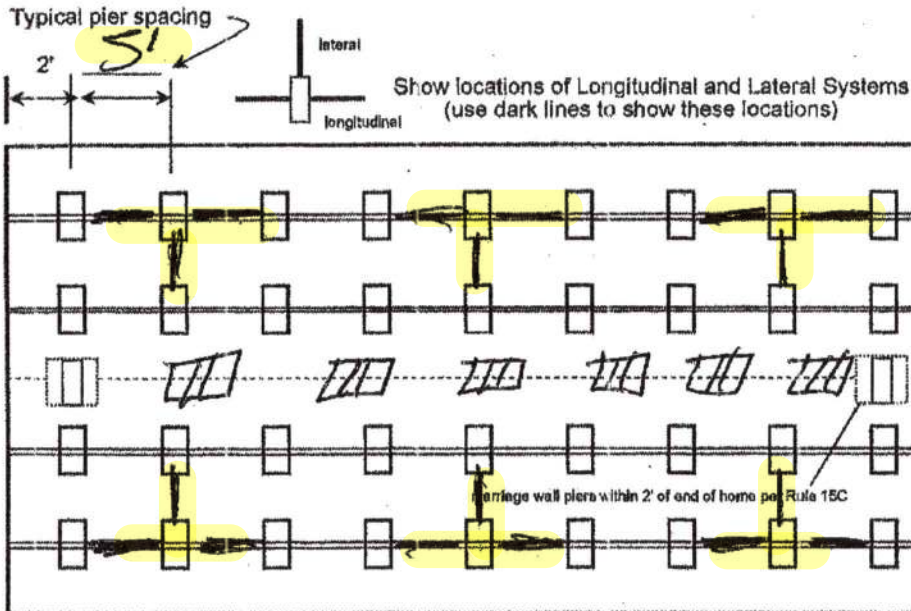
PERMIT NUMBER

Installer Brent Strickland License # IH 1104218
 Installer Mobile Phone # 386-365-7043
 Address of home being installed 200 NW Hanna Creek Way
Lake City, FL 32055
 Manufacturer Live Dak Length x width 74 x 28

NOTE: If home is a single wide fill out one half of the blocking plan
 If home is a triple or quad wide sketch in remainder of home

I understand Lateral Arm Systems cannot be used on any home (new or used)
 where the sidewall ties exceed 5 ft 4 in.

Installer's initials B.S.



New Home ☒ Used Home ☐

Home installed to the Manufacturer's Installation Manual ☒

Home is installed in accordance with Rule 15-C ☐

Single wide ☐ Wind Zone II ☐ Wind Zone III ☐

Double wide ☒ Installation Decal # 65-747

Triple/Quad ☐ Serial # 10HGA2P344C66 AB

Roof System: ☒ Typical ☐ Hinged

PIER SPACING TABLE FOR USED HOMES

Load bearing capacity	Footer size (sq in)	16" x 16" (256)	18 1/2" x 13 1/2" (342)	20" x 20" (400)	22" x 22" (484)*	24" x 24" (576)*	26" x 26" (676)
1000 psf		3'	4'	5'	6'	7'	8'
1500 psf		4' 6"	6'	7'	8'	9'	10'
2000 psf		6'	8'	9'	10'	11'	12'
2500 psf		7' 6"	9'	10'	11'	12'	13'
3000 psf		8'	10'	11'	12'	13'	14'
3500 psf		8'	10'	11'	12'	13'	14'

* Interpolated from Rule 15C-1 pier spacing table.

PIER PAD SIZES

I-beam pier pad size 17x25
 Perimeter pier pad size 16x16
 Other pier pad sizes (required by the mfg.) 17x25

Draw the approximate locations of marriage wall openings 4 foot or greater. Use this symbol to show the piers.

List all marriage wall openings greater than 4 foot and their pier pad sizes below.

Opening Pier pad size

Opening	Pier pad size

TIEDOWN COMPONENTS

Longitudinal Stabilizing Device (LSD)
 Manufacturer Live Dak
 Longitudinal Stabilizing Device w/ Lateral Arms
 Manufacturer Live Dak

POPULAR PAD SIZES

Pad Size	Sq In
16 x 16	256
16 x 18	288
18.5 x 18.5	342
16 x 22.5	360
17 x 22	374
13 1/4 x 26 1/4	348
20 x 20	400
17 3/16 x 25 3/16	441
17 1/2 x 25 1/2	446
24 x 24	576
26 x 26	676

ANCHORS

4 ft ☒ 5 ft ☐

FRAME TIES

within 2' of end of home spaced at 5' 4" oc ☒

OTHER TIES

Number
 Sidewall 2
 Longitudinal 0
 Marriage wall 0
 Shearwall 0



Laurie
 Hodson

Digitally signed
 by Laurie
 Hodson
 Date:
 2020.08.10
 14:09:05 -04'00'

PERMIT NUMBER

POCKET PENETROMETER TEST

The pocket penetrometer tests are rounded down to 1500 psf or check here to declare 1000 lb. soil _____ without testing.

x 1500x 1500x 1600

POCKET PENETROMETER TESTING METHOD

1. Test the perimeter of the home at 6 locations.
2. Take the reading at the depth of the footer.
3. Using 500 lb. increments, take the lowest reading and round down to that increment.

x 1600x 1500x 1500

TORQUE PROBE TEST

The results of the torque probe test is 295 inch pounds or check here if you are declaring 5' anchors without testing _____. A test showing 275 inch pounds or less will require 5 foot anchors.

Note: A state approved lateral arm system is being used and 4 ft. anchors are allowed at the sidewall locations. I understand 5 ft anchors are required at all centerline tie points where the torque test reading is 275 or less and where the mobile home manufacturer may requires anchors with 4000 lb holding capacity.

B.S. Installer's initials

ALL TESTS MUST BE PERFORMED BY A LICENSED INSTALLER

Installer Name

Brent Stueckel

Date Tested

8-3-2020

Electrical

Connect electrical conductors between multi-wide units, but not to the main power source. This includes the bonding wire between multi-wide units. Pg. 29

Plumbing

Connect all sewer drains to an existing sewer tap or septic tank. Pg. 28

Connect all potable water supply piping to an existing water meter, water tap, or other independent water supply systems. Pg. 28



Site Preparation

Debris and organic material removed ☒
Water drainage: Natural ☐ Swale ☐ Pad ☒ Other ☐

Fastening multi wide units

Floor: Type Fastener: lags Length: 5 Spacing: 16"
Walls: Type Fastener: lags Length: 4 Spacing: 16"
Roof: Type Fastener: lags Length: 10 Spacing: 16"
For used homes a min. 30 gauge, 8" wide, galvanized metal strip will be centered over the peak of the roof and fastened with galv. roofing nails at 2" on center on both sides of the centerline.

Gasket (weatherproofing requirement)

I understand a properly installed gasket is a requirement of all new and used homes and that condensation, mold, mildew and buckled marriage walls are a result of a poorly installed or no gasket being installed. I understand a strip of tape will not serve as a gasket.

Installer's Initials B.S.

Type gasket FOAM
Pg. 29

Installed:
Between Floors Yes ☒
Between Walls Yes ☒
Bottom of ridgebeam Yes ☒

Weatherproofing

The bottomboard will be repaired and/or taped. Yes ☒ Pg. ____
Siding on units is installed to manufacturer's specifications. Yes ☒
Fireplace chimney installed so as not to allow intrusion of rain water. Yes ☒

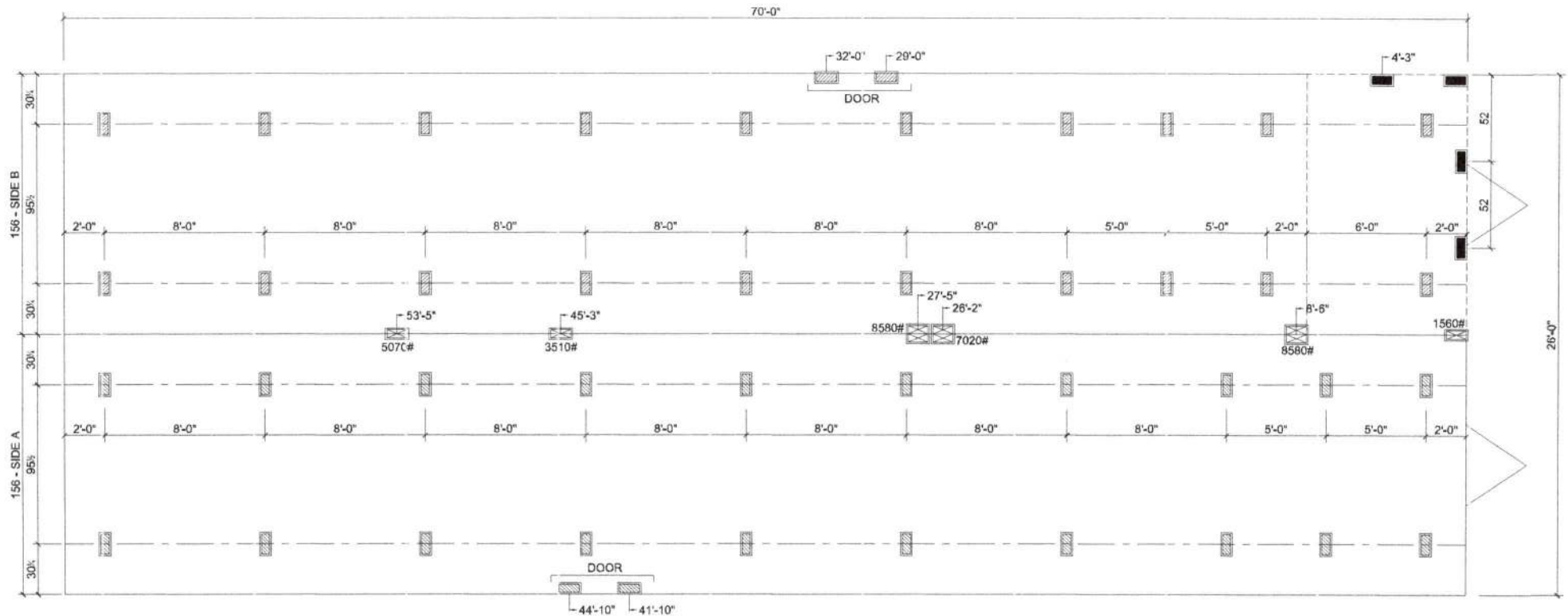
Miscellaneous

Skirting to be installed. Yes ☒ No ☐
Dryer vent installed outside of skirting. Yes ☐ N/A 2
Range downflow vent installed outside of skirting. Yes ☐ N/A 2
Drain lines supported at 4 foot intervals. Yes ☒
Electrical crossovers protected. Yes ☒
Other: _____

Installer verifies all information given with this permit worksheet is accurate and true based on the manufacturer's installation instructions and or Rule 15C-1 & 2

Installer Signature

Brent Stueckel Date 8-3-2020



- MARRIAGE LINE OPENING SUPPORT PIER/TYP.
 SUPPORT PIER/TYP

05/21/19

FOUNDATION NOTES:

- THIS DRAWING IS DESIGNED FOR THE STANDARD WIND ZONE AND IS TO BE USED IN CONJUNCTION WITH THE INSTALLATION MANUAL AND ITS SUPPLEMENTS.
- FCOTINGS ARE SHOWN FOR EXAMPLE ONLY QUANTITY AND SPACING MAY VARY BASED ON PAD TYPE, SOIL CONDITION, ETC.
- FCOTINGS ARE REQUIRED AT SUPPORT POSTS, SEE INSTALLATION MANUAL FOR REQUIREMENTS.



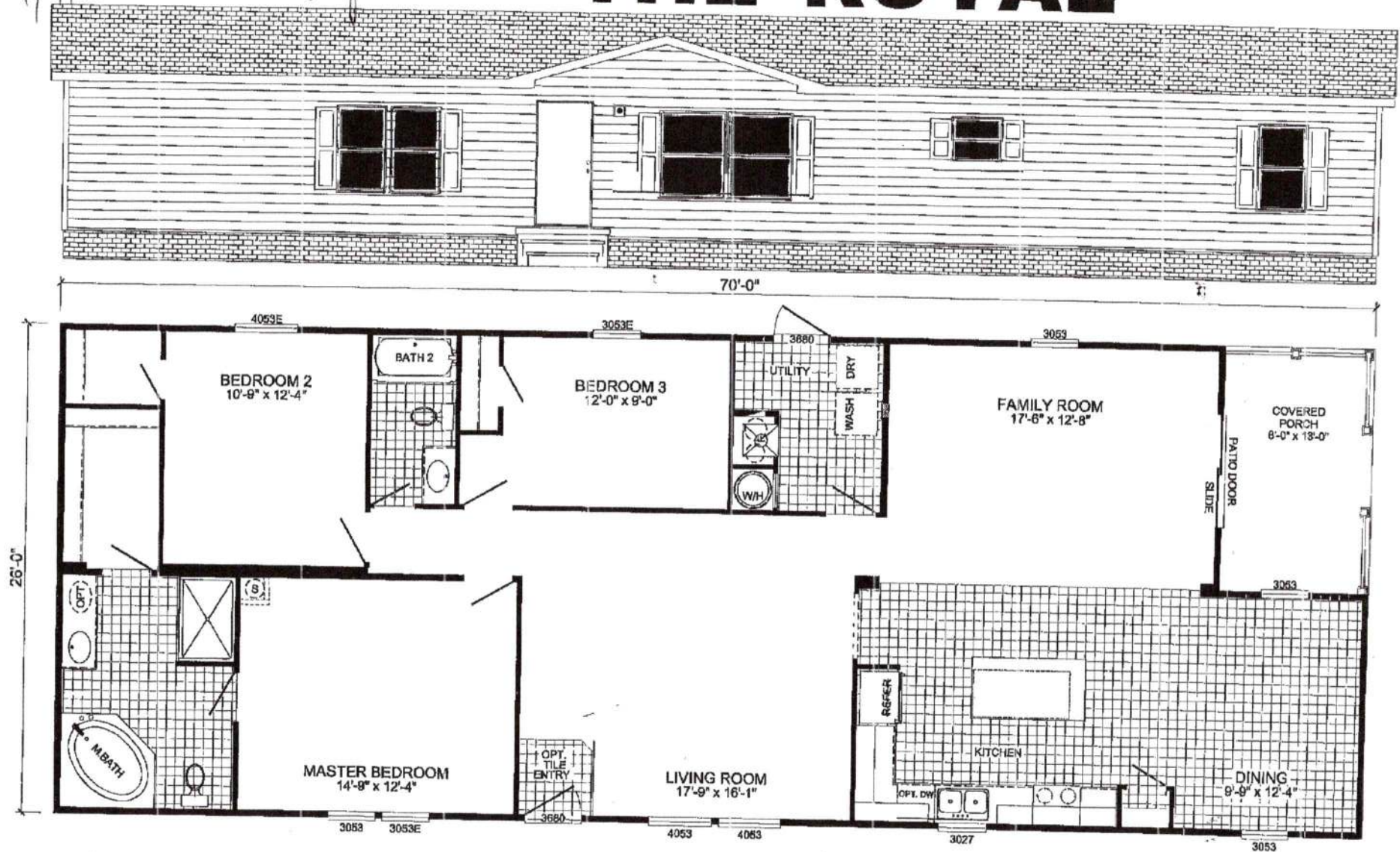
Live Oak Homes
MODEL: V-2703A - 28 X 74
3-BEDROOM / 2-BATH

V-2703A

Handwritten: Freshman

Proposed

THE ROYAL



V-2703A

3-BEDROOM / 2-BATH

28 X 74 - Approx. 1820 Sq. Ft.

Date: 11/20/19



Handwritten signature and date: 8/1/20

* All room dimensions include closets and square footage figures are approximate.
2/10/2020 1:34:47 PM
Person windows are available on optional 9'-0" sidewall houses only.