







BEARING HEIGHT SCHEDULE	
	9' 0"
	10' 0"
	14' 0"
	2ND FLOOR
	INDICATES TRAY CLG.
	INDICATES CAT1, CLG.

NOTES:

1) REFER TO HD 91 (RECOMMENDATIONS FOR HANDLING INSTALLATION AND TEMPORARY BRACING) REFER TO ENGINEERED DRAWINGS FOR PERMANENT BRACING REQUIRED.

2) ALL TRUSSES (INCLUDING TRUSSES UNDER VALLEY FRAMING) MUST BE COMPLETELY DECKED OR REFER TO DETAIL Y005 FOR ALTERNATE DESIGN OF DECKING.

3) ALL VALLEYS ARE TO BE CONVENTIONALLY  
FRAMED BY BUILDER.

4) ALL TRUSSES ARE DESIGNED FOR 2' O.C. MAXIMUM SPACING, UNLESS OTHERWISE NOTED.

6.) 5Y42 TRUSSES MUST BE INSTALLED  
PLAN ARE CONSIDERED TO BE LOAD  
BEARING, UNLESS OTHERWISE NOTED.

7.) ALL ROOF TRUSS HANGERS TO BE SHIMSON HTUG6 UNLESS OTHERWISE NOTED. ALL OTHER TRUSS HANGERS TO BE SHIMSON

8.) BECAUSE ADEALINTEL (FOR) TO BE  
FURNISHED BY CHLDR

## SHOP DRAWING APPROVAL

SHOP DRAWING APPROVAL

[illegible]

**Expenditure Library Size :** \_\_\_\_\_



**Bunnell**  
PHONE: 904-437-3349 FAX: 904-437-3994  
Jacksonville

PHONE: 804-772-6100 FAX: 804-772-1975  
Lake City

Sanford  
PHONE: 407-322-0094 FAX: 407-322-9993

**AARON SIMONE**

LOCAL ADDRESS: LOT 135 THE PRESERVES  
LAKE CITY, FL

PROJECT: REVISION:

ASHVILLE		SCALE	NTS
DATE	DRAWN BY	C.B. &	
12/6/07	JP	1262252	

RAFTER FRMG. OVER  
STAIR WAY AND OPEN  
AREA.