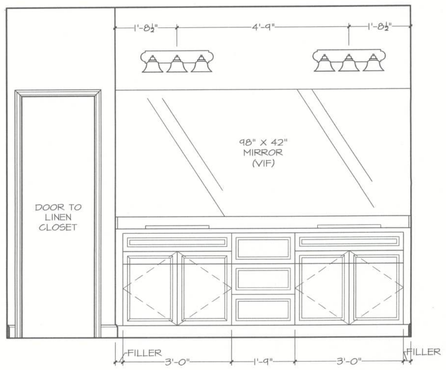

WALL "Y"

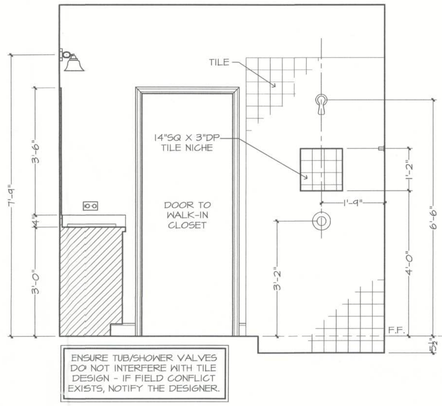

WALL "Z"

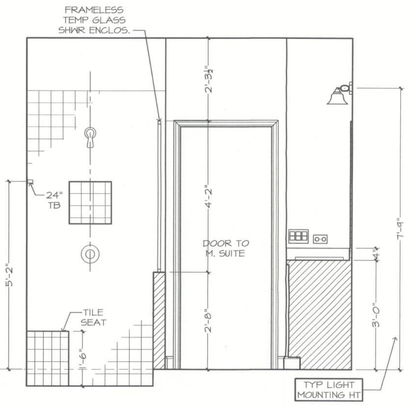

WALL "X"

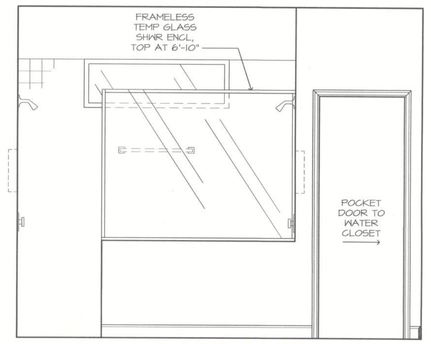

WALL "W"

M. BATH

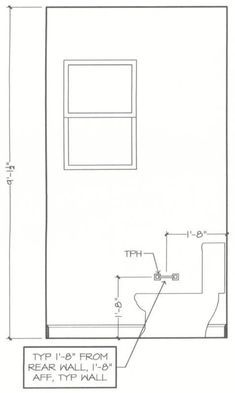

WALL "W"

M. BATH WC

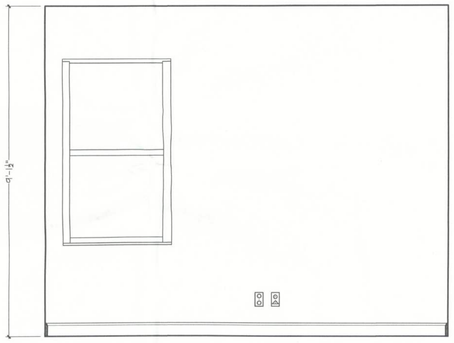

WALL "Y"

BEDROOM 2



WALL "X"

BEDROOM 3

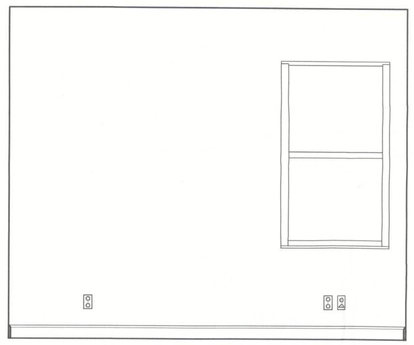

WALL "Y"

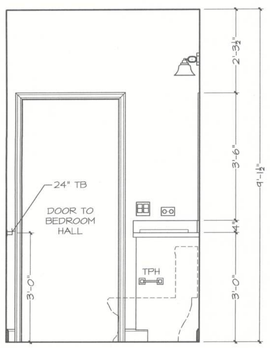

WALL "W"

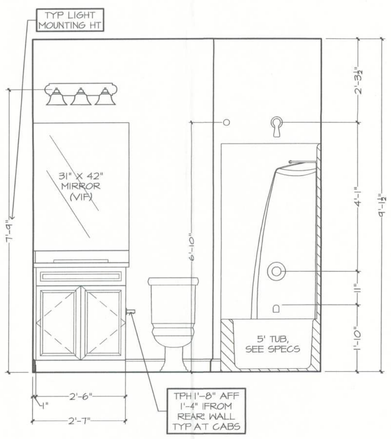

WALL "X"

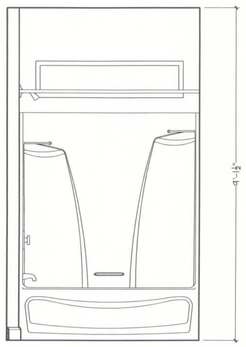

WALL "Y"

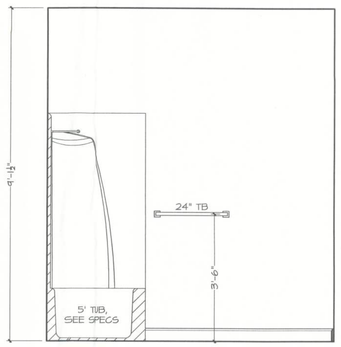

WALL "Z"

BATH 2

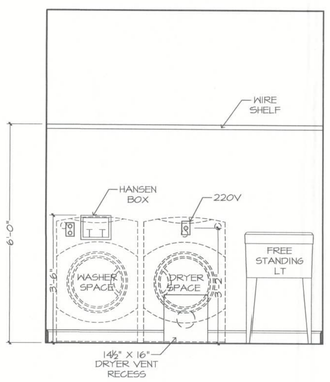

WALL "A"

UTILITY

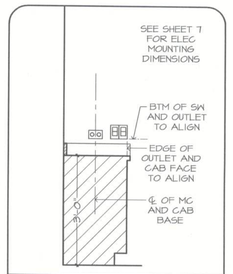

NOTE: ALL DIMENSIONS ARE FOR ROUGH FRAMING

MEDICINE CABINET
TYP MOUNTING DETAILS
SCALE: 1/2" = 1'-0"

GENERAL NOTES:

CABINET ELEVATIONS AND LIGHTING ARE GRAPHIC REPRESENTATIONS ONLY. REFERENCE SHOULD BE MADE TO THE ELECTRICAL SHEET, CABINET MFR DRAWINGS AND SPECS FOR FURTHER INFORMATION.

REFER TO CABINET SHOP DRAWINGS FOR CABINET & VANITY TOP DIMENSIONS

FOR STEPPED UPPER CABINETS:
IF MODULAR CABINETS ARE SELECTED AND NOT AVAILABLE IN SPECIFIED DEPTHS THE WALLS BEHIND CABINETS WILL NEED TO BE BUILT OUT TO OBTAIN SPECIFIED DEPTH.

THE TOE KICK IS 4".

PLUMBING, TILE, BASE MLDG, DOOR CASING, & DECORATIVE LIGHTING & DECORATIVE MIRRORS ARE ILLUSTRATED FOR LOCATION PURPOSES ONLY. PLEASE REFER TO COMMUNITY STANDARDS FOR SIZES & SPECS.

Arthur Rutenberg Homes

COPYRIGHT
ARTHUR RUTENBERG HOMES, INC.
ALL RIGHTS RESERVED

12/02/10 SLH - PC	
05/17/12 ESG - A	

PLAN DISCLAIMER
ARTHUR RUTENBERG HOMES, INC. THE ARCHITECT OF RECORD, ACTS AS REPRESENTATIVE IN THESE DRAWINGS PLANS, BUT NOT FIRE AND STRUCTURAL ARCHITECTURAL ENGINEER. OMITTED THE CONTRACTOR (BUILDER) IS RESPONSIBLE BOTH FOR CONFORMING THESE PLANS AND CONSTRUCTING THE HOUSE TO COMPLY WITH ALL APPLICABLE LAWS, CODES, ORDINANCES AND REGULATIONS, INCLUDING BUT NOT LIMITED TO THE FOLLOWING: ELECTRICAL CODES, FLOOD ZONE CRITERIA, HURRICANE CODES, ENERGY CODES, FIRE SAFETY, TECHNICAL CODES, BUILDING CODES, ZONING CRITERIA, OR THESE DRAWINGS THE OWNER, CONTRACTOR (BUILDER), AND SUBCONTRACTORS ACKNOWLEDGE AND AGREE TO THIS DISCLAIMER.

THE JASMINE 1130F - COLUNGA-KNIGHT RESIDENCE

BUILDER: BRYAN ZECHER HOMES, INC.
LAKE CITY, FLORIDA
AN INDEPENDENTLY OWNED AND OPERATED FRANCHISE

M. BATH, BDRMS 2 & 3, BATH 2, UTILITY 1/2" = 1'-0"

PLAN 1130F-STD-01-"B"

8.1