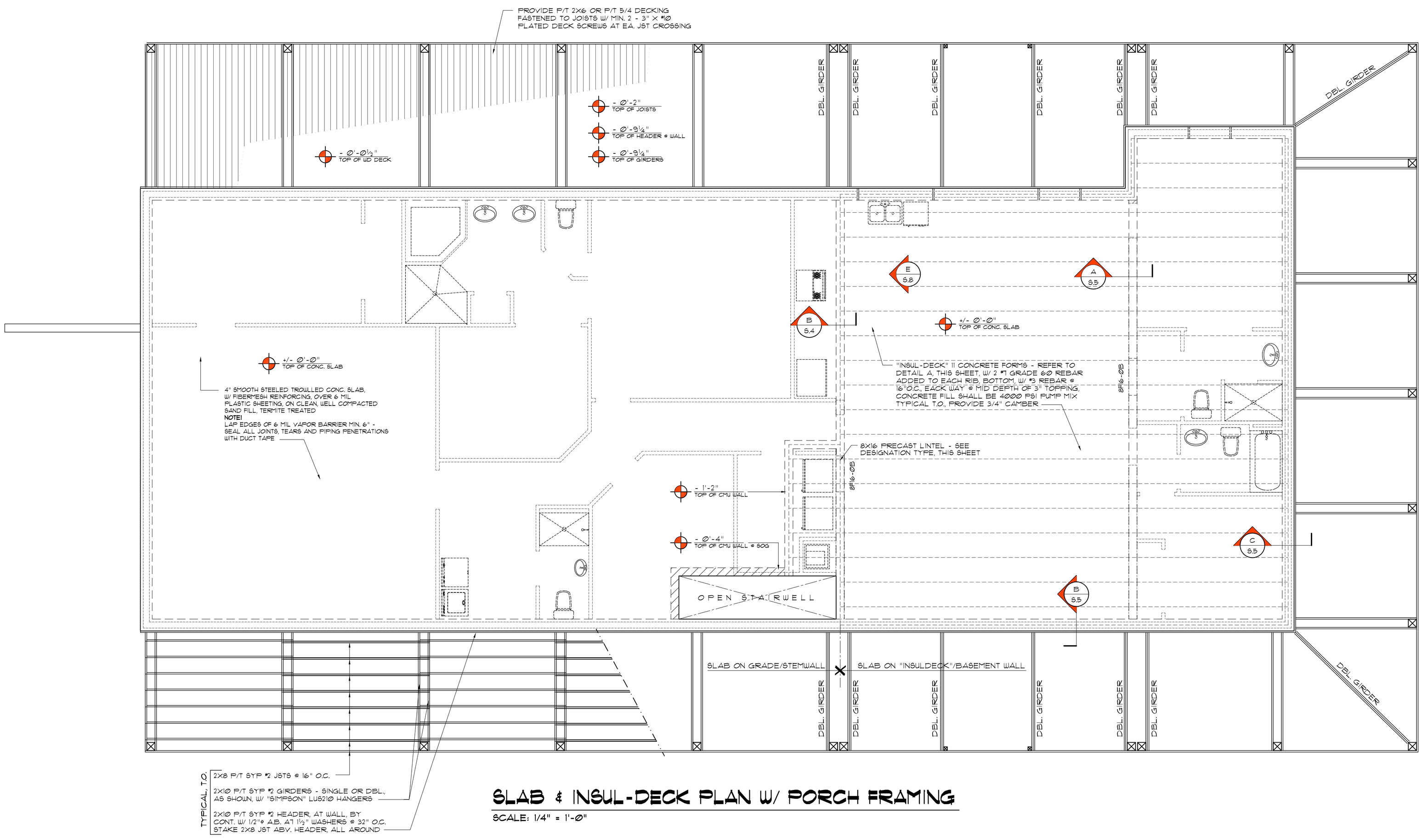

SLAB & INSUL-DECK PLAN W/ PORCH FRAMING

SCALE: 1/4" = 1'-0"

11" PANEL SECTION WITH 9" BEAM

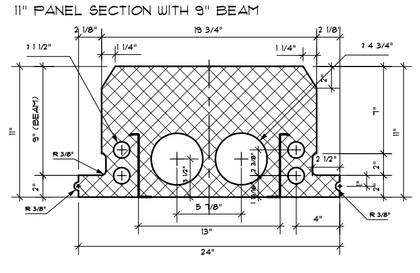

7000 Houston Road
Building 100, Suite 3
Florence, Kentucky 41042
Tel: 859-525-6720
Fax: 859-525-1167
www.INSUL-DECK.org

11" "INSUL-DECK" Concrete Form (A)

SCALE: NONE

© Copyright 2002 INSUL-DECK® and Plastbau® Technology

DUE TO VARIANCES IN LOCAL CODES, CONSTRUCTION PRACTICES, AND REQUIREMENTS ALL DETAILS SHALL BE CONSTRUCTED IN ACCORDANCE WITH SUCH LOCAL CODES, CONSTRUCTION PRACTICES, AND REQUIREMENTS REGARDLESS OF DETAIL CONSTRUCTION SHOWN IN DRAWING. INSUL-DECK,LLC RESERVES THE RIGHT TO CHANGE INFORMATION SHOWN WITHOUT NOTICE.

NOTE!
FOLLOW ALL SHORING REQUIREMENTS AS REQUIRED BY THE MANUFACTURER - PROVIDE SHORING WITHIN 6" OF ALL BEARING SUPPORTS AND AT 60" MAX. O.C. BETWEEN BEARING SUPPORTS AS A MINIMUM STANDARD OR AS REQUIRED BY THE MFG'R IF MORE RESTRICTIVE - SHORING SHALL BE LEFT INPLACE A MINIMUM OF 7 DAYS FOLLOWING CONCRETE POUR - FULL LOADING SHALL BE RESTRICTED UNTIL 28 DAYS FOLLOWING CONCRET POUR.

NOTE!
ALL "LOGIX" HEADER BEAMS OVER DOOR AND WINDOW OPENINGS SHALL BE REINFORCED W/ 2 #5 REBAR, BOTTOM & 2 #4 REBAR TOP, ALL OPENINGS OVER 60" SHALL HAVE #3 STIRRUPS @ 3" O.C., EACH END TO 1/4 POINT OF SPAN

TYPE DESIGNATION

8F16-1B/1T

- 8 — NOMINAL WIDTH
- F — NOMINAL HEIGHT
- 16 — F = FILLED WITH GROUT / U = UNFILLED
- 1 — QUANTITY OF #5 REBAR AT BOTTOM OF LINTEL CAVITY
- T — QUANTITY OF #5 REBAR AT TOP

8" PRECAST & PRESTRESSED U-LINTELS

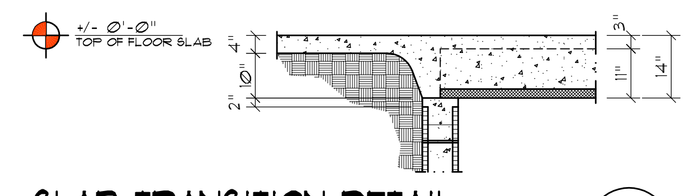

SLAB TRANSITION DETAIL (B)

SCALE: 1/2" = 1'-0"

Plastbau® Technology
INSUL••DECK™
Insul-Deck • 250 Aristocrat Drive • Florence, KY 41042
1-800-475-6720 or 859-525-6720 • FAX 859-525-1167
insuldeck@zoomtown.com • www.insul-deck.org

These drawings, as instruments of service, are the sole property of the architect, and may not be used, copied or reproduced in whole or in part for use on or incorporated within any other job without specific and individual authorization by the architect.

REVISION:

Copyright 2023 © N.P. Geisler, Architect

DRAWN: npg

NEW CUSTOM RESIDENTIAL DESIGN for:
JOHN and DEBBIE STALLINGS
860 EVERGREEN DRIVE - LAKE CITY, FLORIDA
FLOOR SLAB PLAN

Celebrating 51 Years of Service
1972 - 2023
N.P. Geisler, Architect
AR0007005

NICHOLAS PAUL GEISLER
ARCHITECT
1758 NW Brown Rd.
Lake City, FL 32055
386-365-4355

DATE: 10 MAR 2023
COMM: 2K2301
SHEET: S.4
4 OF 9

Digitally signed by: N. P. GEISLER
DN: CN = N. P. GEISLER C = US O = AR0007005 OU = ARCHITECT
Date: 2023.09.20 12:07:55 -05'00'

AR0007005