

COLUMBIA COUNTY PERMIT WORKSHEET

page 1 of 2

These worksheets must be completed and signed by the installer.
Submit the originals with the packet.

Installer Andy Hall License # TH1025205

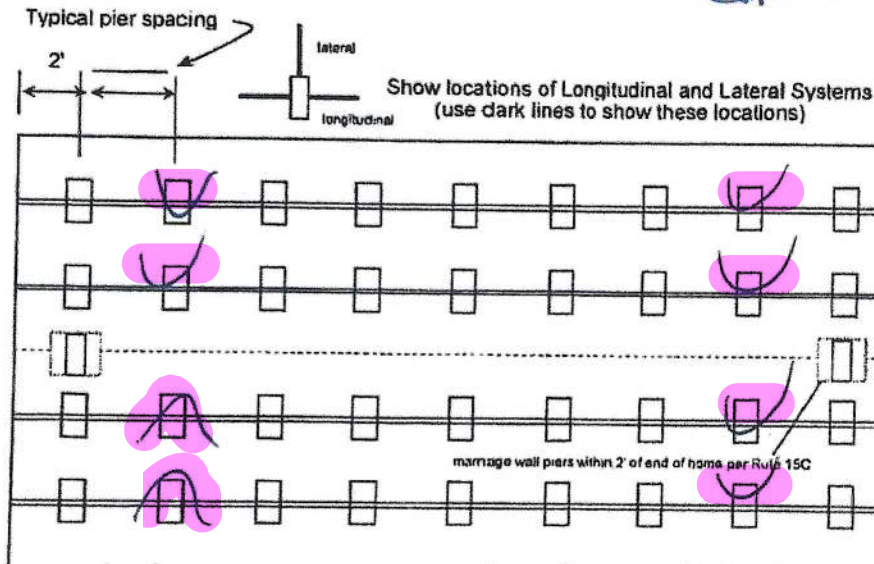
911 Address where home is being installed 511 NW Rivers Lane
Lake City, FL 32055

Manufacturer Lne oak Length x width 28x68

NOTE: if home is a single wide fill out one half of the blocking plan
if home is a triple or quad wide sketch in remainder of home

I understand Lateral Arm Systems cannot be used on any home (new or used)
where the sidewall ties exceed 5 ft 4 in.

Installer's initials AH



New Home ☒ Used Home ☐

Home installed to the Manufacturer's Installation Manual ☒

Home is installed in accordance with Rule 15-C ☐

Single wide ☐ Wind Zone II ☒ Wind Zone III ☐

Double wide ☒ Installation Decal # FL-HLCT282176-4827AB

Triple/Quad ☐ Serial # FL-HLCT282176-4827AB

PIER SPACING TABLE FOR USED HOMES

Load bearing capacity	Footer size (sq in)	16" x 16" (256)	18 1/2" x 18 1/2" (342)	20" x 20" (400)	22" x 22" (484)	24" x 24" (576)	26" x 26" (676)
1000 psf		3'	4'	5'	6'	7'	8'
1500 psf		4' 6"	6'	7'	8'	8'	8'
2000 psf		6'	8'	8'	8'	8'	8'
2500 psf		7' 6"	8'	8'	8'	8'	8'
3000 psf		8'	8'	8'	8'	8'	8'
3500 psf		8'	8'	8'	8'	8'	8'

* Interpolated from Rule 15C-1 pier spacing table.

PIER PAD SIZES

I-beam pier pad size 24x24

Perimeter pier pad size 24x24

Other pier pad sizes (required by the mfg.) _____

Draw the approximate locations of marriage wall openings 4 foot or greater. Use this symbol to show the piers.

List all marriage wall openings greater than 4 foot and their pier pad sizes below.

Opening _____ Pier pad size _____

TIEDOWN COMPONENTS

Longitudinal Stabilizing Device (LSD)
Manufacturer _____
Longitudinal Stabilizing Device w/ Lateral Arms
Manufacturer _____

POPULAR PAD SIZES

Pad Size	Sq In
16 x 16	256
16 x 18	288
18.5 x 18.5	342
16 x 22.5	360
17 x 22	374
13 1/4 x 26 1/4	348
20 x 20	400
17 3/16 x 25 3/16	441
17 1/2 x 25 1/2	446
24 x 24	576
26 x 26	676

ANCHORS

4 ft _____ 5 ft _____

FRAME TIES

within 2' of end of home
spaced at 5' 4" oc _____

OTHER TIES

Number _____
Sidewall _____
Longitudinal _____
Marriage wall _____
Shearwall _____



COLUMBIA COUNTY PERMIT WORKSHEET

page 2 of 2

POCKET PENETROMETER TEST

The pocket penetrometer tests are rounded down to _____ psf
or check here to declare 1000 lb. soil _____ without testing.

x 1500

x 1500

x 1500

POCKET PENETROMETER TESTING METHOD

1. Test the perimeter of the home at 6 locations.
2. Take the reading at the depth of the footer.
3. Using 500 lb. increments, take the lowest reading and round down to that increment.

x 1500

x 1500

x 1500

TORQUE PROBE TEST

The results of the torque probe test is 375 inch pounds or check here if you are declaring 5' anchors without testing _____. A test showing 275 inch pounds or less will require 5 foot anchors.

Note: A state approved lateral arm system is being used and 4 ft. anchors are allowed at the sidewall locations. I understand 5 ft anchors are required at all centerline tie points where the torque test reading is 275 or less and where the mobile home manufacturer may require anchors with 4000 lb holding capacity.

AH Installer's initials

ALL TESTS MUST BE PERFORMED BY A LICENSED INSTALLER

Installer Name _____

Date Tested _____

Electrical

Connect electrical conductors between multi-wide units, but not to the main power source. This includes the bonding wire between multi-wide units. Pg. _____

Plumbing

Connect all sewer drains to an existing sewer tap or septic tank. Pg. _____

Connect all potable water supply piping to an existing water meter, water tap, or other independent water supply systems. Pg. _____

Site Preparation

Debris and organic material removed _____
Water drainage: Natural _____ Swale _____ Pad ☒ Other _____

Fastening multi wide units

Floor: Type Fastener: LAG Length: 64 Spacing: 28" o/c
Walls: Type Fastener: LAG Length: 64 Spacing: 28" o/c
Roof: Type Fastener: LAG Length: 64 Spacing: 28" o/c
For used homes a min. 30 gauge, 8" wide, galvanized metal strip will be centered over the peak of the roof and fastened with galv. roofing nails at 2" on center on both sides of the centerline.

Gasket (weatherproofing requirement)

I understand a properly installed gasket is a requirement of all new and used homes and that condensation, mold, mildew and buckled marriage walls are a result of a poorly installed or no gasket being installed. I understand a strip of tape will not serve as a gasket.

Installer's initials AH

Type gasket EDM
Pg. 103

Installed:
Between Floors Yes _____
Between Walls Yes _____
Bottom of ridgebeam Yes _____

Weatherproofing

The bottomboard will be repaired and/or taped. Yes ☒ Pg. _____
Siding on units is installed to manufacturer's specifications. Yes ☒
Fireplace chimney installed so as not to allow intrusion of rain water. Yes AH

Miscellaneous



Skirting to be installed. Yes _____ No _____
Dryer vent installed outside of skirting. Yes _____ N/A _____
Range downflow vent installed outside of skirting. Yes _____ N/A _____
Drain lines supported at 4 foot intervals. Yes _____
Electrical crossovers protected. Yes _____
Other: _____


Installer verifies all information given with this permit worksheet
is accurate and true based on the

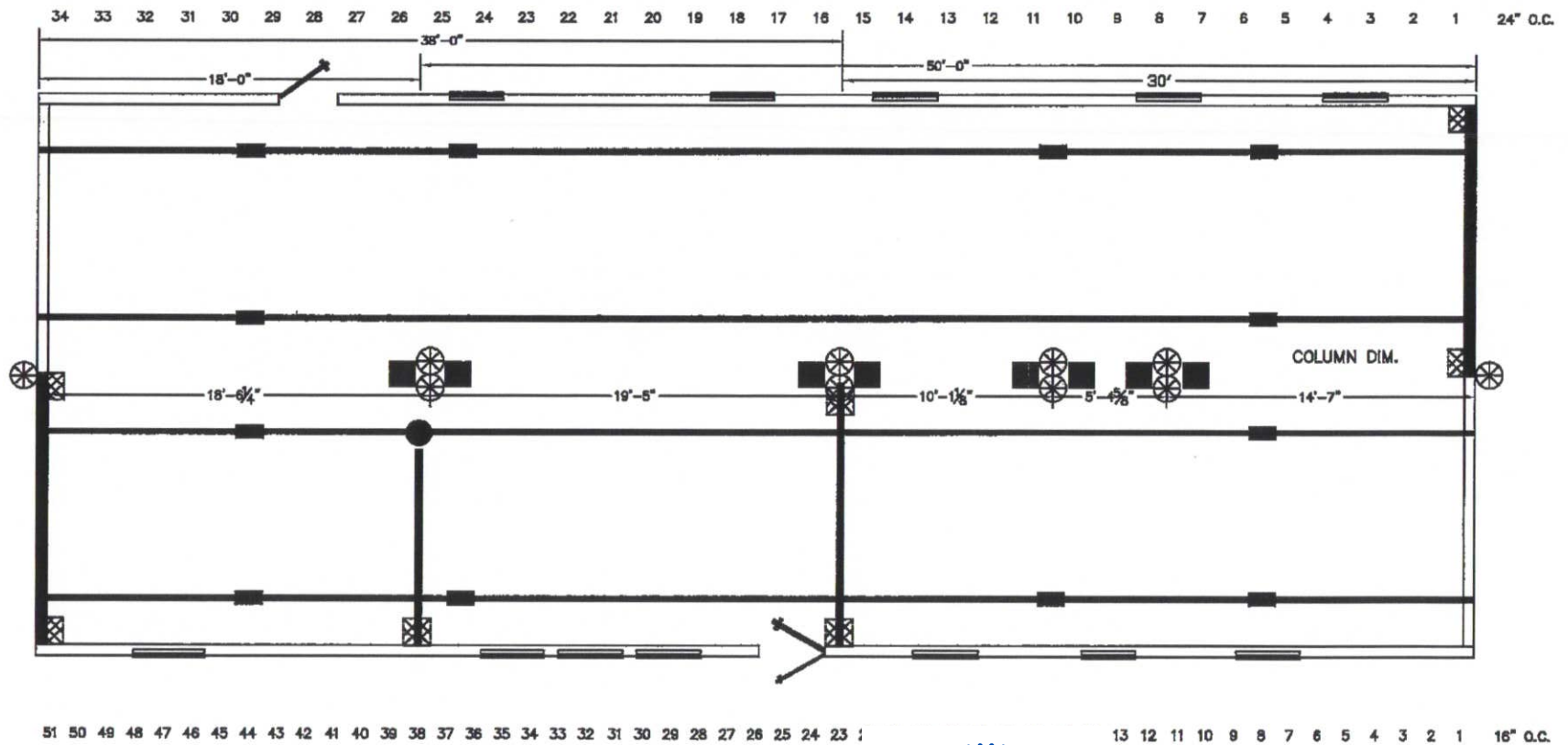
Installer Signature Andy Hall Date 10-8-25



FRONT



			TownHomes P.O. BOX 1059 LAKE CITY, FLORIDA 32056		
<small>WARRANT - DEFENSE - SATISFACTION - 30 DAY RETURN</small>					
Date: 8-12-24		Revisions		Code: 28217--A	
Dr'n: DC					
Parent: NEW					
Code: T (24)					
HOME: 1	SIBER: 2	SIBER: 3	Model: MARCO 68 28217-679		Print: 1813 SQ.FT. SALES



I-BEAM BLOCKING
SEE SOIL BEARING CAPACITY CHARTS FOR SPACING



COLUMN BLOCKING
SEE SOIL BEARING CAPACITY CHARTS FOR PAD SIZE



SHEARWALL BLOCKING



SHEARWALL FRAME TIE



CENTER LINE TIES



VERTICAL TIE
MAX. SPACING 5'-4" CENTER TO CENTER



LONGITUDINAL TIES



SHEARWALL TIE

BLOCKING LEGEND:
FLORIDA

- 1) ALL EXTERIOR DOORS, BAY WINDOWS, RECESSED SIDEWALLS AND EXTERIOR WALL OPENINGS 48" OR GREATER. WILL REQUIRE BLOCKING ON EACH SIDE.
- 2) 32' WIDE HOMES REQUIRED TO BE BLOCKED MIN 8'-0" ON CENTER BETWEEN COLUMNS.



TownHomes
P.O. BOX 1059
LAKE CITY, FLORIDA
32056

Date: 8-12-24	Revisions	Code: 28217-A
Dr'n: DC		
Parent: NEW		
Code: T (24)		
2	Model: 28217-679	Print: FLORIDA BLOCKING PLAN