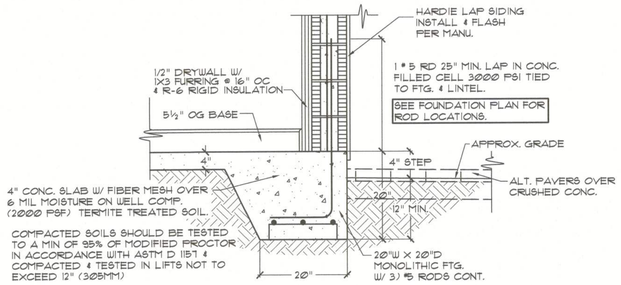

A/3 TYP. FOOTING DETAIL
SCALE-3/4"=1'-0"

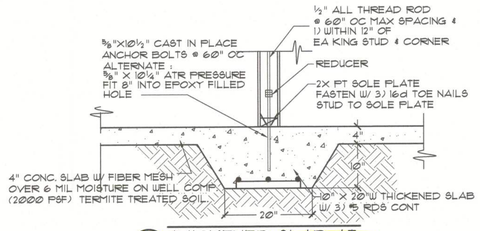

B/3 THICKENED SLAB AT
INTERIOR BEARING WALL
W/ UPLIFTS APPLIED
SCALE-3/4"=1'-0"

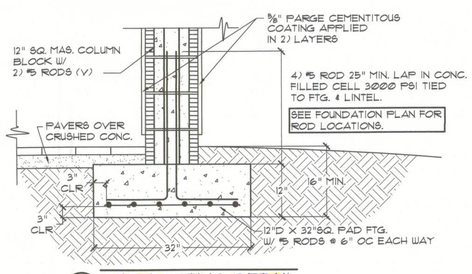

C/3 PAD FOOTING DETAIL
SCALE-3/4"=1'-0"

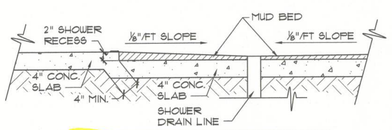

TYP. SHOWER RECESS DETAIL
SCALE-3/4"=1'-0"

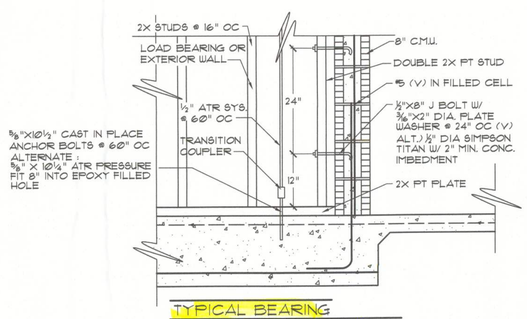

TYPICAL BEARING
FRAME WALL TO MASONRY
SCALE-3/4"=1'-0"

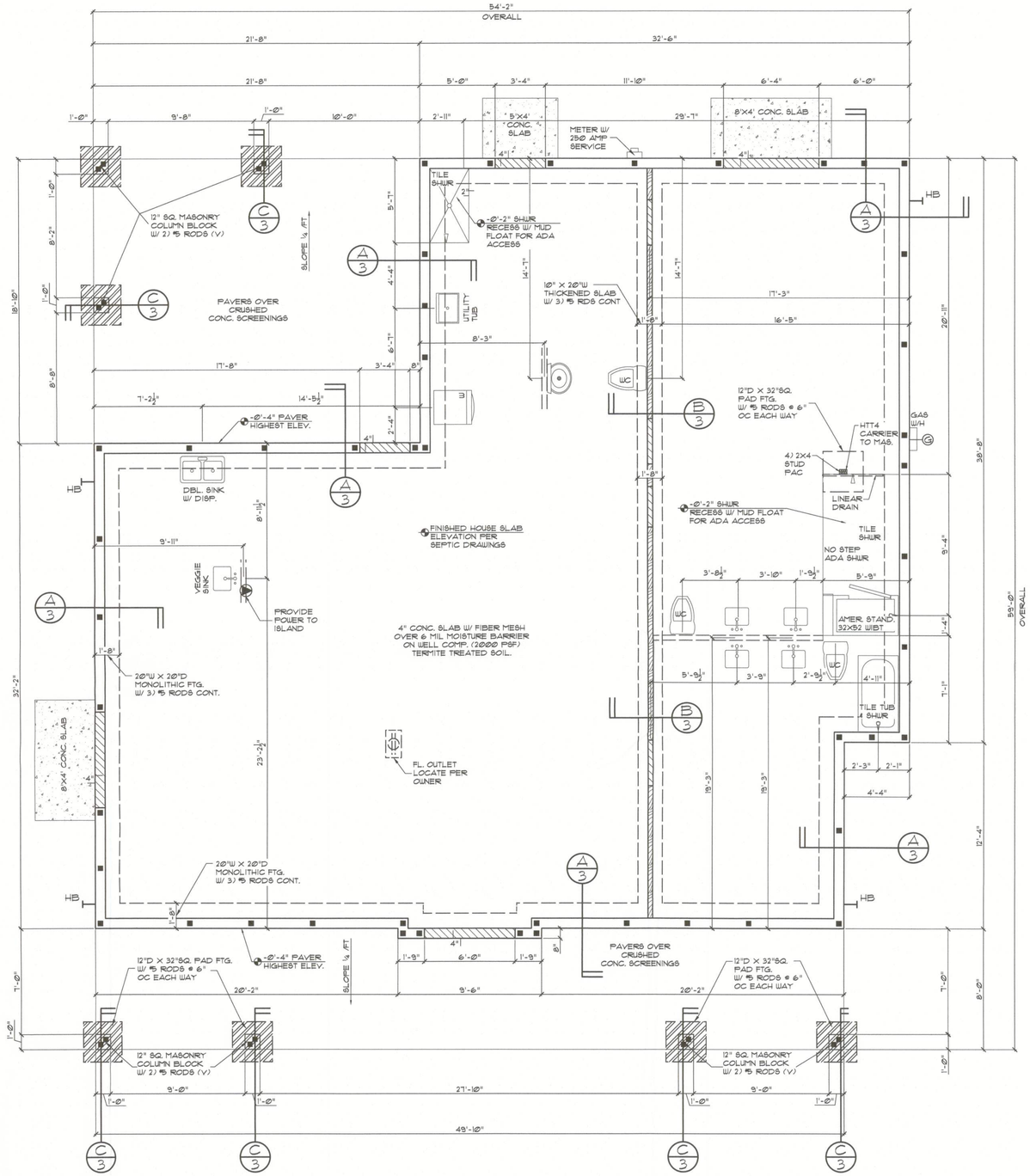

FOUNDATION PLAN
SCALE-1/4"=1'-0"

SYMBOL LEGEND

- ■ INDICATES 1) #5 RD (V) IN 3000 PSI CONC. FILLED CELL 6'-0" OC MAX SPACING TIED TO FTG. & LINTEL
- □ INDICATES 1) #5 RD (V) IN 3000 PSI CONC. FILLED CELL SPACING VARIES, TIED TO FTG & HEADER BLOCK @ SLAB
- HB INDICATES HOSE BIB
- INDICATES DOOR OPENING
- INDICATES 2X INTERIOR BEARING WALLS
- INDICATES 1) #5 ROD IN CONC. FILLED CELL TIED TO FTG. & BENT 90° 24" INTO SLAB

NOTE STEM WALL ROD SPACING VARIES.
ALL STEM WALL
@ 24" OC 7-9 COURSES
@ 32" OC 4-6 COURSES
@ 48" OC 2-3 COURSES
GROUT ALL CELLS SOLID SLAB TO FTG.
STEMWALLS 4) COURSE OR GREATER TO
RECIEVE DURA-WALL @ 16" OC VERT. &
1) K.O. BLOCK W/ 1) #5 ROD (H) CONT. @ MID BLOCK.

FOUNDATION NOTES

NOTE: ALL MASONRY WALLS ARE SHEAR WALLS.

NOTE: MINIMUM DESIGN SOIL BEARING TO BE 2,000 P.S.F. SOIL CAPACITY TO BE VERIFIED BY CONTRACTOR PRIOR TO CONSTRUCTION. FOOTING TO BE EXCAVATED TO CLEAN SOIL, FREE OF VEGETATION AND DELETERIOUS MATTER.

NOTE: PRIOR TO ALL POURS, MASONRY CONTRACTOR SHALL COORDINATE WITH ELECTRICAL, MECHANICAL AND PLUMBING SUB-CONTRACTORS FOR VERTICAL CELL ACCESS.

REVISIONS	BY

sdg ARCHITECTURE
AA26003539 727-736-5463
793 San Christopher Drive - Suite A - Dunedin, Fl 34698
RODNEY L. COLEMAN AIA
AR 0008372

CUSTOM HOME FOR:
ROBERT L & KATHRYN L MCDOW
1630 SW SALEM RD, LAKE CITY

DRAWN BY-	XM
CHECK BY-	TJG
JOB#	20-058
DATE	03/27/23
■ PROGRESS SET	
□ PERMITTING SET	
PAGE	3 OF 8