

Parcel:  
17-3S-17-04971-035 (24866)

Owner & Property Info

Result: 4 of 10

Owner	LINDSEY JOSHUA C ISHLER BRIANE A 1442 NW WAYNE PL APT #102 LAKE CITY, FL 32055		
Site	193 NE NIKITA PI, LAKE CITY		
Description*	LOT 35 DOUBLE RUN ACRES S/D. 473-505, WD 1069-471, WD 1447-335,		
Area	1.01 AC	S/T/R	17-3S-17
Use Code**	MISC IMPROVED (0700)	Tax District 2	

## MOBILE HOME INSTALLATION SUBCONTRACTOR VERIFICATION FORM

APPLICATION NUMBER \_\_\_\_\_ CONTRACTOR Ernest Scott Johnson PHONE 352-494-8099

THIS FORM MUST BE SUBMITTED PRIOR TO THE ISSUANCE OF A PERMIT

Lindsey - Ishler

In Columbia County one permit will cover all trades doing work at the permitted site. It is REQUIRED that we have records of the subcontractors who actually did the trade specific work under the permit. Per Florida Statute 440 and Ordinance 89-6, a contractor shall require all subcontractors to provide evidence of workers' compensation or exemption, general liability insurance and a valid Certificate of Competency license in Columbia County.

*Any changes, the permitted contractor is responsible for the corrected form being submitted to this office prior to the start of that subcontractor beginning any work. Violations will result in stop work orders and/or fines.*

ELECTRICAL	Print Name <u>Glenn Whittington</u>	Signature 
	License #: <u>EC 13002957</u>	Phone #: <u>386-972-1700</u>
	Qualifier Form Attached <input checked="" type="checkbox"/>	
MECHANICAL/ A/C _____	Print Name <u>Timothy Shatto</u>	Signature 
	License #: <u>CAC 057875</u>	Phone #: <u>386-496-8224</u>
	Qualifier Form Attached <input checked="" type="checkbox"/>	

*Qualifier Forms cannot be submitted for any Specialty License.*

Specialty License	License Number	Sub-Contractors Printed Name	Sub-Contractors Signature
MASON			
CONCRETE FINISHER			

**F. S. 440.103 Building permits; identification of minimum premium policy.**--Every employer shall, as a condition to applying for and receiving a building permit, show proof and certify to the permit issuer that it has secured compensation for its employees under this chapter as provided in ss. 440.10 and 440.38, and shall be presented each time the employer applies for a building permit.

Revised 10/30/2015



COLUMBIA COUNTY BUILDING DEPARTMENT  
135 NE Hernando Ave, Suite B-21, Lake City, FL 32055  
Phone: 386-758-1008 Fax: 386-758-2160

### LICENSED QUALIFIER AUTHORIZATION

I, Timothy Shatto (license holder name), licensed qualifier  
for Shatto Heat & Air (company name), do certify that

the below referenced person(s) listed on this form is/are contracted/hired by me, the license holder, or is/are employed by me directly or through an employee leasing arrangement; or, is an officer of the corporation; or, partner as defined in Florida Statutes Chapter 468, and the said person(s) is/are under my direct supervision and control and is/are authorized to purchase and sign permits; call for inspections and sign subcontractor verification forms on my behalf.

Printed Name of Person Authorized	Signature of Authorized Person
1. Bo Royals	1.
2. Dale Burd	2.
3.	3.
4.	4.
5.	5.

I, the license holder, realize that I am responsible for all permits purchased, and all work done under my license and fully responsible for compliance with all Florida Statutes, Codes, and Local Ordinances. I understand that the State and County Licensing Boards have the power and authority to discipline a license holder for violations committed by him/her, his/her agents, officers, or employees and that I have full responsibility for compliance with all statutes, codes and ordinances inherent in the privilege granted by issuance of such permits.

If at any time the person(s) you have authorized is/are no longer agents, employee(s), or officer(s), you must notify this department in writing of the changes and submit a new letter of authorization form, which will supersede all previous lists. Failure to do so may allow unauthorized persons to use your name and/or license number to obtain permits.

Timothy D. Shatto  
Licensed Qualifiers Signature (Notarized)

CAC 057875  
License Number

2/22/18  
Date

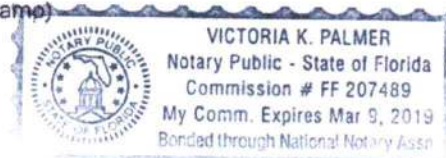
#### NOTARY INFORMATION:

STATE OF: Florida COUNTY OF: Union

The above license holder, whose name is Timothy D. Shatto  
personally appeared before me and is known by me or has produced identification  
(type of I.D.) \_\_\_\_\_ on this 22 day of February, 20 18.

Victoria K. Palmer  
NOTARY'S SIGNATURE

(Seal/Stamp)





COLUMBIA COUNTY BUILDING DEPARTMENT  
135 NE Hernando Ave, Suite B-21, Lake City, FL 32055  
Phone: 386-758-1008 Fax: 386-758-2160

### LICENSED QUALIFIER AUTHORIZATION

I, Glen Whittington (license holder name), licensed qualifier for Whittington Electric Inc (company name), do certify that the below referenced person(s) listed on this form is/are contracted/hired by me, the license holder, or is/are employed by me directly or through an employee leasing arrangement; or, is an officer of the corporation; or, partner as defined in Florida Statutes Chapter 468, and the said person(s) is/are under my direct supervision and control and is/are authorized to purchase and sign permits; call for inspections and sign subcontractor verification forms on my behalf.

Printed Name of Person Authorized	Signature of Authorized Person
1. <u>Dan Sudd</u>	1. <u>[Signature]</u>
2. <u>Rocky Ford</u>	2. <u>[Signature]</u>
3.	3.
4.	4.
5.	5.

I, the license holder, realize that I am responsible for all permits purchased, and all work done under my license and fully responsible for compliance with all Florida Statutes, Codes, and Local Ordinances. I understand that the State and County Licensing Boards have the power and authority to discipline a license holder for violations committed by him/her, his/her agents, officers, or employees and that I have full responsibility for compliance with all statutes, codes and ordinances inherent in the privilege granted by issuance of such permits.

If at any time the person(s) you have authorized is/are no longer agents, employee(s), or officer(s), you must notify this department in writing of the changes and submit a new letter of authorization form, which will supersede all previous lists. Failure to do so may allow unauthorized persons to use your name and/or license number to obtain permits.

[Signature] License Number EL13002957 Date 3/7/16  
Licensed Qualifiers Signature (Notarized)

#### NOTARY INFORMATION:

STATE OF: FL COUNTY OF: Columbia

The above license holder, whose name is Glen Whittington, personally appeared before me and is known by me or has produced identification (type of I.D.) FL DL on this 7 day of MARCH, 2016.

[Signature]  
NOTARY'S SIGNATURE



# PERMIT NUMBER

# PERMIT WORKSHEET

page 1 of 2



Installer Ernest Scott Johnson License # IH-1025249

Address of home being installed 193 NE Alkma Pl  
Alkma, FL 32053

Manufacturer Scott Bilt Length x width 76x32

NOTE: If home is a single wide fill out one half of the blocking plan  
If home is a triple or quad wide sketch in remainder of home

I understand Lateral Arm Systems cannot be used on any home (new or used) where the sidewall ties exceed 5 ft 4 in.



New Home ☒ Used Home ☐

Home installed to the Manufacturer's Installation Manual  
Home is installed in accordance with Rule 15-C

Single wide ☐ Wind Zone II ☒ Wind Zone III ☐

Double wide ☒ Installation Decal # 81526

Triple/Quad ☐ Serial # 000-0041-400633AB

Roof System: ☒ Typical ☐ Hinged

PIER SPACING TABLE FOR USED HOMES

Load bearing capacity (sq ft)	16" x 16" (256)	18 1/2" x 18 1/2" (342)	20" x 20" (400)	22" x 22" (484)	24" x 24" (576)	26" x 26" (676)
1000 psf	3'	4'	5'	6'	7'	8'
1500 psf	4.6"	6'	7'	8'	9'	10'
2000 psf	6'	8'	9'	10'	11'	12'
2500 psf	7.6"	9'	10'	11'	12'	13'
3000 psf	8'	10'	11'	12'	13'	14'
3500 psf	8'	10'	11'	12'	13'	14'

\* Interpolated from Rule 15C-1 pier spacing table.

## PIER PAD SIZES

I-beam pier pad size 25x31 6x6  
Perimeter pier pad size 18x18 18x25

Other pier pad sizes (required by the mfg.)

Draw the approximate locations of marriage wall openings 4 foot or greater. Use this symbol to show the piers.

List all marriage wall openings greater than 4 foot and their pier pad sizes below.

Opening Pier pad size

See blocking plan

## TIEDOWN COMPONENTS

Longitudinal Stabilizing Device (LSD)  
Manufacturer Chock 1101V

## POPULAR PAD SIZES

Pad Size	Sq In
16 x 16	256
16 x 18	288
18.5 x 18.5	342
16 x 22.5	360
17 x 22	374
13 1/4 x 26 1/4	348
20 x 20	400
17 3/16 x 25 3/16	441
17 1/2 x 25 1/2	446
24 x 24	576
26 x 26	676

## ANCHORS

4 ft 5 ft

## FRAME TIES

within 2' of end of home spaced at 5 4" oc

## OTHER TIES

Number  
Sidewall 36  
Longitudinal 10  
Marriage wall 2  
Shearwall

# PERMIT NUMBER

## PERMIT WORKSHEET

page 2 of 2

### POCKET PENETROMETER TEST

The pocket penetrometer tests are rounded down to \_\_\_\_\_ psi or check here to declare 1000 lb soil without testing.

X 1000 X 1000 X 1000

#### POCKET PENETROMETER TESTING METHOD

1. Test the perimeter of the home at 6 locations
2. Take the reading at the depth of the footer
3. Using 500 lb increments, take the lowest reading and round down to that increment

X 1000 X 1000 X 1000

#### TORQUE PROBE TEST

The results of the torque probe test is \_\_\_\_\_ inch pounds or check here if you are declaring 5' anchors without testing \_\_\_\_\_ A test showing 275 inch pounds or less will require 5 foot anchors.

Note: A state approved lateral arm system is being used and 4 ft. anchors are allowed at the sidewall locations. I understand 5 ft. anchors are required at all centerline tie points where the torque test reading is 275 or less and where the mobile home manufacturer may require anchors with 4000 lb holding capacity.

\_\_\_\_\_  
Installer's initials

#### ALL TESTS MUST BE PERFORMED BY A LICENSED INSTALLER

Installer Name

Ernest S. Jensen

Date Tested

Assured Climate 11/01/12

uses 4x5 foot Anchors Both

#### Electrical

Connect electrical conductors between multi-wide units, but not to the main power source. This includes the bonding wire between multi-wide units. Pg \_\_\_\_\_

#### Plumbing

Connect all sewer drains to an existing sewer tap or septic tank. Pg \_\_\_\_\_

Connect all potable water supply piping to an existing water meter, water tap, or other independent water supply systems. Pg \_\_\_\_\_

#### Site Preparation

Debris and organic material removed \_\_\_\_\_ Swale \_\_\_\_\_ Pad \_\_\_\_\_ Other \_\_\_\_\_

#### Fastening multi wide units

Floor	Type F. Fastener	Length	Spacing
Walls	Type F. Fastener	Length	Spacing
Roof	Type F. Fastener	Length	Spacing

For used homes: a min. 30 gauge, 8" wide, galvanized metal strip will be centered over the peak of the roof and fastened with galv. roofing nails at 2" on center on both sides of the centerline

#### Gasket Installation/Inspection/Sealant

I understand a properly installed gasket is a requirement of all new and used homes and that condensation, mold, mildew and buckled marriage walls are a result of a poorly installed or no gasket being installed. I understand a strip of tape will not serve as a gasket.

Installer's initials

Installed

Type gasket Pg \_\_\_\_\_

Between Floors Yes \_\_\_\_\_  
Between Walls Yes \_\_\_\_\_  
Bottom of ridgebeam Yes \_\_\_\_\_

#### Weatherproofing

The bottomboard will be repaired and/or taped. Yes \_\_\_\_\_ Pg \_\_\_\_\_  
Siding on units is installed to manufacturer's specifications. Yes \_\_\_\_\_  
Fireplace chimney installed so as not to allow intrus on of rain water. Yes \_\_\_\_\_

#### Miscellaneous

Skirting to be installed. Yes \_\_\_\_\_ No \_\_\_\_\_  
Dryer vent installed outside of skirting. Yes \_\_\_\_\_ N/A \_\_\_\_\_  
Range downflow vent installed outside of skirting. Yes \_\_\_\_\_ N/A \_\_\_\_\_  
Drain lines supported at 4 foot intervals. Yes \_\_\_\_\_  
Electrical crossovers protected. Yes \_\_\_\_\_  
Other \_\_\_\_\_

Installer verifies all information given with this permit worksheet is accurate and true based on the manufacturer's installation instructions and or Rule 15C-1 & 2

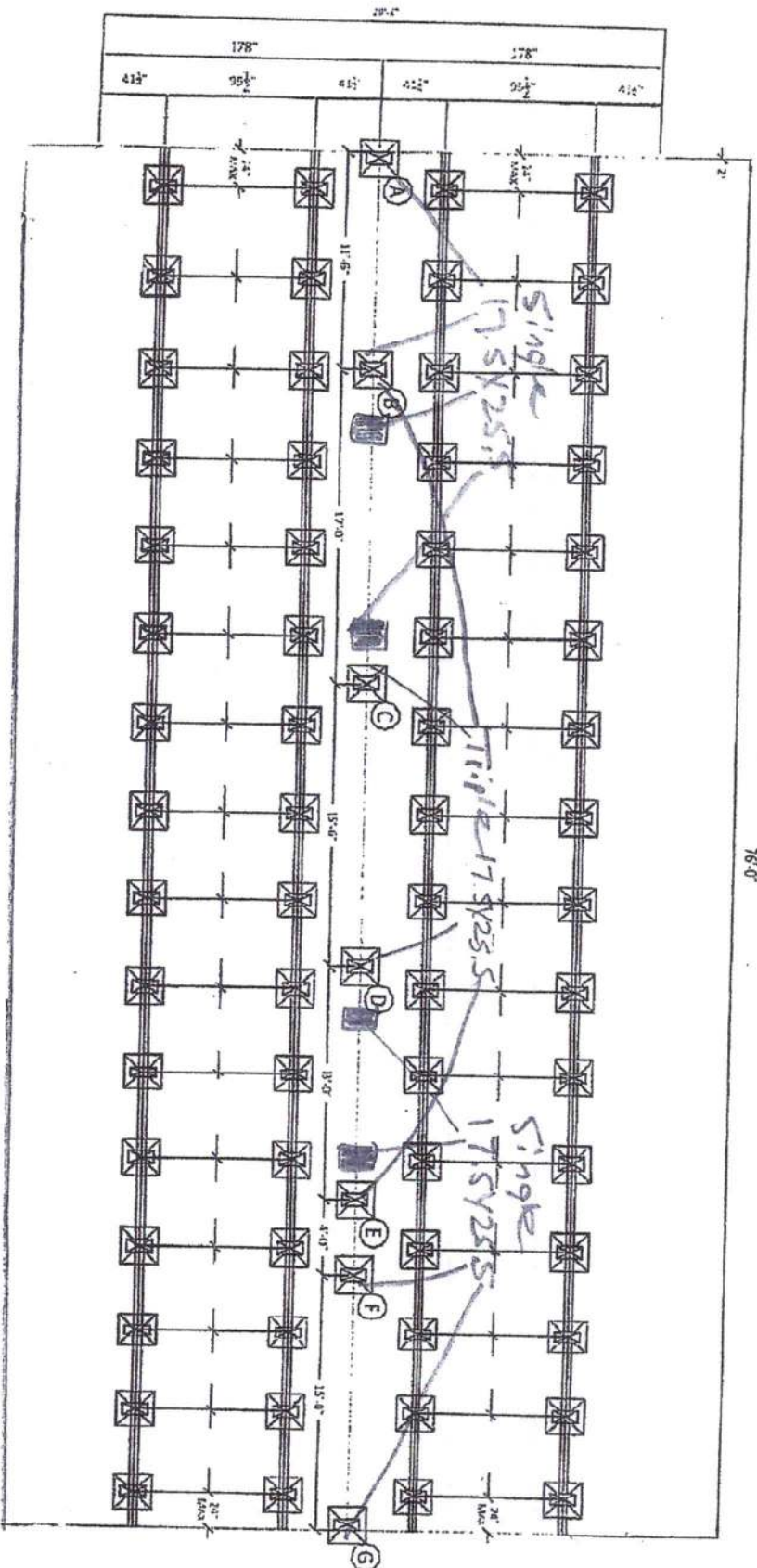
Installer Signature

Ernest S. Jensen Date 2/15/12

Pier Load (lbs)	Required Footing Area (sq. ft.) for soil pressure specified
	1000 PSF 1500 PSF 2000 PSF 2500 PSF 3000 PSF
A 1,336	263 169 125 99 82
B 5,142	903 581 438 339 281
C 7,868	1259 810 597 473 391
D 6,678	1117 718 529 419 347
E 3,116	547 352 259 205 170
F 1,781	333 215 158 125 104
G 1,781	333 215 158 125 104

**\* NOTES:**

- TYPICAL PIER PAD SIZES AT THE STEEL BEAMS ARE BASED ON 1500 PSF SOIL BEARING CAPACITY.
- SEE INSTALLATION MANUAL FOR ALTERNATE PAD SIZES OR PIER SPACINGS.
- USE TABLE TO DETERMINE PAD SIZES FOR MATING LINE FOOTINGS.



**Scotbilt**  
HCHS, INC.

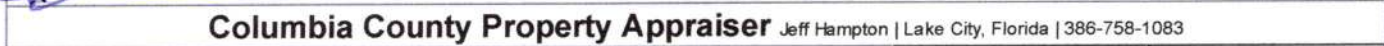
2858 FULTON ROAD  
WILKESBORO, GA 31854  
PHONE: 517.490.1234  
FAX: 517.490.1235  
WWW.SCOTBIT.COM

MULTITWIST PIERING DIAGRAM  
SHEET 01 OF 02 PIER SPACING NOT TO EXCEED 80' MAX.  
REVISION: 01/10/2017 (R1) - SILENT, 10/10/2017

DATE: 09/08/2017  
VERSION: A  
LAST REV: 09/08/2017

SERIAL NO.:  
SCALE: NTS  
DRAWN BY: TII

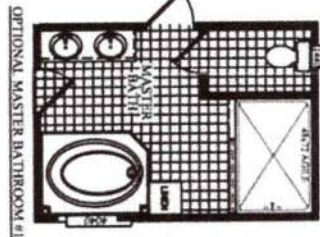
DRAWING/PROJECT NUMBER:  
3276241FDM-P60



NOTES:	
--------	--

**Columbia County, FL**

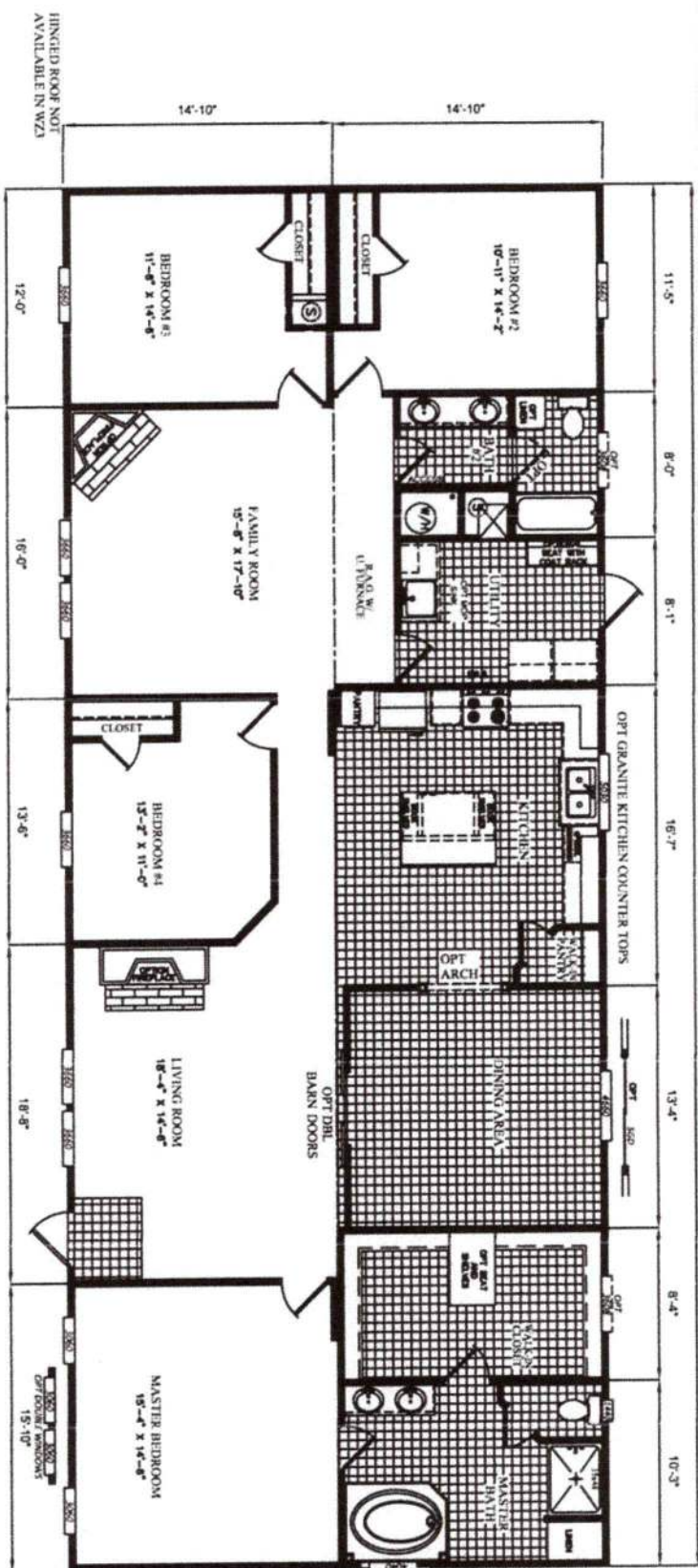
This information was derived from data which was compiled by the Columbia County Property Appraiser Office solely for the governmental purpose of property assessment. This information should not be relied upon by anyone as a determination of the ownership of property or market value. No warranties, expressed or implied, are provided for the accuracy of the data herein, its use, or its interpretation. Although it is periodically updated, this information may not reflect the data currently on file in the Property Appraiser's office. [GrizzlyLogic.com](http://GrizzlyLogic.com)



OPT. UPDRAFT FURNACE LAYOUT

OPTIONAL MASTER BATHROOM #2:

OPTIONAL MASTER BATHROOM #1



HINGED ROOF NOT  
AVAILABLE IN W23

DATE:		07/21/2016
REVISED:		F 2-19-2021
REFERENCE:		N241
AREA		
TOTAL:	2255 ft²	
LIVING SPACE:	2255 ft²	
PORCH:	0 ft²	
UNIT SPECIFICATIONS:		
FREEDOM		
32' X 60'		
4 BEDROOM / 2 BATH		

UNIT SPECIFICATIONS:

DRAWING/MODEL NUMBER:

3276241FDM

# ScotBilt

### Address Assignment and Maintenance Document

To maintain the county wide Addressing Policy you must make application for a 9-1-1 Address at the time you apply for a building permit. The established standards for addressing and posting numbers to all principal buildings, dwellings, businesses and industries are contained in Columbia County Ordinance 2001-9. The addressing system is to enable Emergency Services Agencies to locate you in an emergency, and to assist the United States Postal Service and the public in the timely and efficient provision of services to residents and businesses of Columbia County

Date/Time Issued: **6/22/2020 2:45:06 PM**

Address: **193 NE NIKITA PL**

City: **LAKE CITY**

State: **FL**

Zip Code **32055**

Parcel ID **17-3S-17-04971-035**

REMARKS: **This address is a verified address in the county's addressing system.**

**Verification ID: 2ac8fcc1-1e45-46b6-9708-0aa3163cf0eb**

**NOTICE: THIS ADDRESS WAS ISSUED BASED ON LOCATION AND ACCESS INFORMATION RECEIVED FROM THE REQUESTER. SHOULD, AT A LATER DATE, THE LOCATION AND/OR ACCESS INFORMATION BE FOUND TO BE IN ERROR OR CHANGED, THIS ADDRESS IS SUBJECT TO CHANGE.**

Address Issued By: **GIS Specialist**

Columbia County GIS/911 Addressing Coordinator

Columbia County  
Department of Information Technology  
135 NE Hernando Ave. Lake City, FL 32055  
Telephone 386-719-1456