

Mobile Home Permit Worksheet

Application Number: _____

Date: _____

Installer: Robert Sheppard License # IH1025386

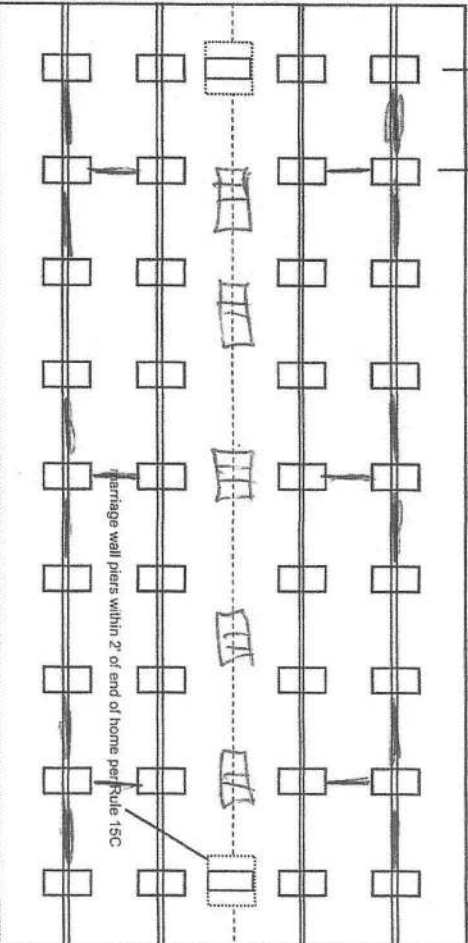
Address of home being installed 278 SE Barber Ln S.

Lake City FL 32025

Manufacturer Champion Length x width 56x28

NOTE: If home is a single wide fill out one half of the blocking form
If home is a triple or quad wide sketch in remainder of home
I understand Lateral Arm Systems cannot be used on any home (new or used)
where the sidewall ties exceed 5 ft 4 in.

Installer's initials R.S.



New Home ☒ Used Home ☐

Home installed to the Manufacturer's Installation Manual ☒

Home is installed in accordance with Rule 15-C ☐

Single wide ☐ Wind Zone II ☒ Wind Zone III ☐

Double wide ☒ Installation Decal # 93928

Triple/Quad ☐ Serial # FL261-00P-H-B2034304B

PIER SPACING TABLE FOR USED HOMES

Load bearing capacity	Footer size (sq in)	16" x 16" (256)	18 1/2" x 18 1/2" (342)	20" x 20" (400)	22" x 22" (484)*	24" x 24" (576)*	26" x 26" (676)
1000 psf	3'		4'	5'	6'	7'	8'
1500 psf	4' 6"		6'	7'	8'	8'	8'
2000 psf	6'		8'	8'	8'	8'	8'
2500 psf	7' 6"		8'	8'	8'	8'	8'
3000 psf	8'		8'	8'	8'	8'	8'
3500 psf	8'		8'	8'	8'	8'	8'

* Interpolated from Rule 15C-1 pier spacing table.

PIER PAD SIZES

I-beam pier pad size 17x25

Perimeter pier pad size 16x16

Other pier pad sizes (required by the mfg.) 17x25

POPULAR PAD SIZES

Pad Size	Sq In
16 x 16	256
16 x 18	288
18.5 x 18.5	342
16 x 22.5	360
17 x 22	374
13 1/4 x 26 1/4	348
20 x 20	400
17 3/16 x 25 3/16	441
17 1/2 x 25 1/2	446
24 x 24	576
26 x 26	676

Draw the approximate locations of marriage wall openings 4 foot or greater. Use this symbol to show the piers.

List all marriage wall openings greater than 4 foot and their pier pad sizes below.

Opening _____ Pier pad size _____

ANCHORS

4 ft ☒ 5 ft ☐

FRAME TIES

within 2' of end of home spaced at 5' 4" oc ☒

TIEDOWN COMPONENTS

Longitudinal Stabilizing Device (LSD) _____

Manufacturer _____

Longitudinal Stabilizing Device w/ Lateral Arms _____

Manufacturer DIVER 1101V

OTHER TIES

Sidewall _____ Number 28

Longitudinal _____

Marriage wall _____

Shearwall _____

Mobile Home Permit Worksheet

Application Number: _____

Date: _____

POCKET PENETROMETER TEST

The pocket penetrometer tests are rounded down to _____ psf or check here to declare 1000 lb. soil ☒ without testing.

x 1000 x 1000 x 1000

POCKET PENETROMETER TESTING METHOD

1. Test the perimeter of the home at 6 locations.
2. Take the reading at the depth of the footer.
3. Using 500 lb. increments, take the lowest reading and round down to that increment.

x 1000 x 1000 x 1000

TORQUE PROBE TEST

The results of the torque probe test is 290 inch pounds or check here if you are declaring 57 anchors without testing. A test showing 275 inch pounds or less will require 5 foot anchors.

Note: A state approved lateral arm system is being used and 4 ft. anchors are allowed at the sidewall locations. I understand 5 ft anchors are required at all centerline tie points where the torque test reading is 275 or less and where the mobile home manufacturer may requires anchors with 4000 lb holding capacity.

P.S. Installer's initials

ALL TESTS MUST BE PERFORMED BY A LICENSED INSTALLER

Installer Name

Robert Sheppard

Date Tested

11-30-2022

Electrical

Connect electrical conductors between multi-wide units, but not to the main power source. This includes the bonding wire between multi-wide units. Pg. 29

Plumbing

Connect all sewer drains to an existing sewer tap or septic tank. Pg. 28
Connect all potable water supply piping to an existing water meter, water tap, or other independent water supply systems. Pg. 29

Site Preparation

Debris and organic material removed ☒
Water drainage: Natural Swale ☒ Pad ☒ Other

Fastening multi wide units

Floor: Type Fastener: lags Length: 5" Spacing: 16"
Walls: Type Fastener: scws Length: 4" Spacing: 16"
Roof: Type Fastener: lags Length: 6" Spacing: 16"
For used homes a min. 30 gauge, 8" wide, galvanized metal strip will be centered over the peak of the roof and fastened with galv. roofing nails at 2" on center on both sides of the centerline.

Gasket (weatherproofing requirement)

I understand a properly installed gasket is a requirement of all new and used homes and that condensation, mold, mildew and buckled marriage walls are a result of a poorly installed or no gasket being installed. I understand a strip of tape will not serve as a gasket.

Installer's initials P.S.

Type gasket FCM
Pg. 22

Installed:
Between Floors Yes ☒
Between Walls Yes ☒
Bottom of ridgebeam Yes ☒

Weatherproofing

The bottomboard will be repaired and/or taped. Yes ☒ Pg.
Siding on units is installed to manufacturer's specifications. Yes ☒
Fireplace chimney installed so as not to allow intrusion of rain water. Yes ☒

Miscellaneous

Skirting to be installed. Yes ☒ No ☒
Dryer vent installed outside of skirting. Yes ☒ N/A ☒
Range downflow vent installed outside of skirting. Yes ☒ N/A ☒
Drain lines supported at 4 foot intervals. Yes ☒
Electrical crossovers protected. Yes ☒
Other: _____

Installer verifies all information given with this permit worksheet is accurate and true based on the manufacturer's installation instructions and or Rule 15C-1 & 2

Installer Signature Robert Sheppard Date 11-30-2022



COLUMBIA COUNTY BUILDING DEPARTMENT
135 NE Hernando Ave, Suite B-21, Lake City, FL 32055
Phone: 386-758-1008 Fax: 386-758-2160

MOBILE HOME INSTALLERS LETTER OF AUTHORIZATION

I, Robert Sheppard, give this authority for the job address show below
Installer License Holder Name

only, 278 SE Bear Run St, Lake City, FL 32025, and I do certify that
Job Address

the below referenced person(s) listed on this form is/are under my direct supervision and control and is/are authorized to purchase permits, call for inspections and sign on my behalf.

Printed Name of Authorized Person	Signature of Authorized Person	Authorized Person is... (Check one)
Brody Pack		<input checked="" type="checkbox"/> Agent <input type="checkbox"/> Officer <input type="checkbox"/> Property Owner
		<input type="checkbox"/> Agent <input type="checkbox"/> Officer <input type="checkbox"/> Property Owner
		<input type="checkbox"/> Agent <input type="checkbox"/> Officer <input type="checkbox"/> Property Owner

I, the license holder, realize that I am responsible for all permits purchased, and all work done under my license and I am fully responsible for compliance with all Florida Statutes, Codes, and Local Ordinances.

I understand that the State Licensing Board has the power and authority to discipline a license holder for violations committed by him/her or by his/her authorized person(s) through this document and that I have full responsibility for compliance granted by issuance of such permits.

Robert Sheppard IH1025386 11-30-2022
License Holders Signature (Notarized) License Number Date


NOTARY INFORMATION:

STATE OF: Florida COUNTY OF: Suwannee

The above license holder, whose name is Robert Sheppard, personally appeared before me and is known by me or has produced identification (type of I.D.) Driver's license on this 30th day of November, 20 22.

Lisa L. Paul
NOTARY'S SIGNATURE

(Seal/Stamp)





COLUMBIA COUNTY BUILDING DEPARTMENT
135 NE Hernando Ave, Suite B-21, Lake City, FL 32055
Phone: 386-758-1008 Fax: 386-758-2160

MOBILE HOME INSTALLERS AGENT AUTHORIZATION

I, Robert Sheppard, give this authority and I do certify that the below
Installers Name
referenced person(s) listed on this form is/are under my direct supervision and control and
is/are authorized to purchase permits, call for inspections and sign on my behalf.

Printed Name of Authorized Person	Signature of Authorized Person	Agents Company Name
Brody Pack		BKP Permitting

I, the license holder, realize that I am responsible for all permits purchased, and all work done under my license and I am fully responsible for compliance with all Florida Statutes, Codes, and Local Ordinances.

I understand that the State Licensing Board has the power and authority to discipline a license holder for violations committed by him/her or by his/her authorized person(s) through this document and that I have full responsibility for compliance granted by issuance of such permits.

Robert Sheppard IH1025386 11-30-2022
License Holders Signature (Notarized) License Number Date

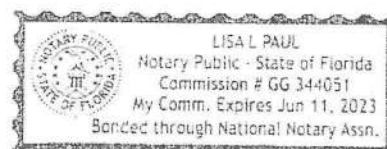
NOTARY INFORMATION:

STATE OF: Florida COUNTY OF: Suwannee

The above license holder, whose name is Robert Sheppard,
personally appeared before me and is known by me or has produced identification
(type of I.D.) Driver's License on this 30th day of November, 20 22.

Lisa L. Paul
NOTARY'S SIGNATURE

(Seal/Stamp)



CHAMPION HOME BUILDERS

255 N. 96th Street, Suite 100, Waukegan, IL 60087
PHONE: 847-444-0000

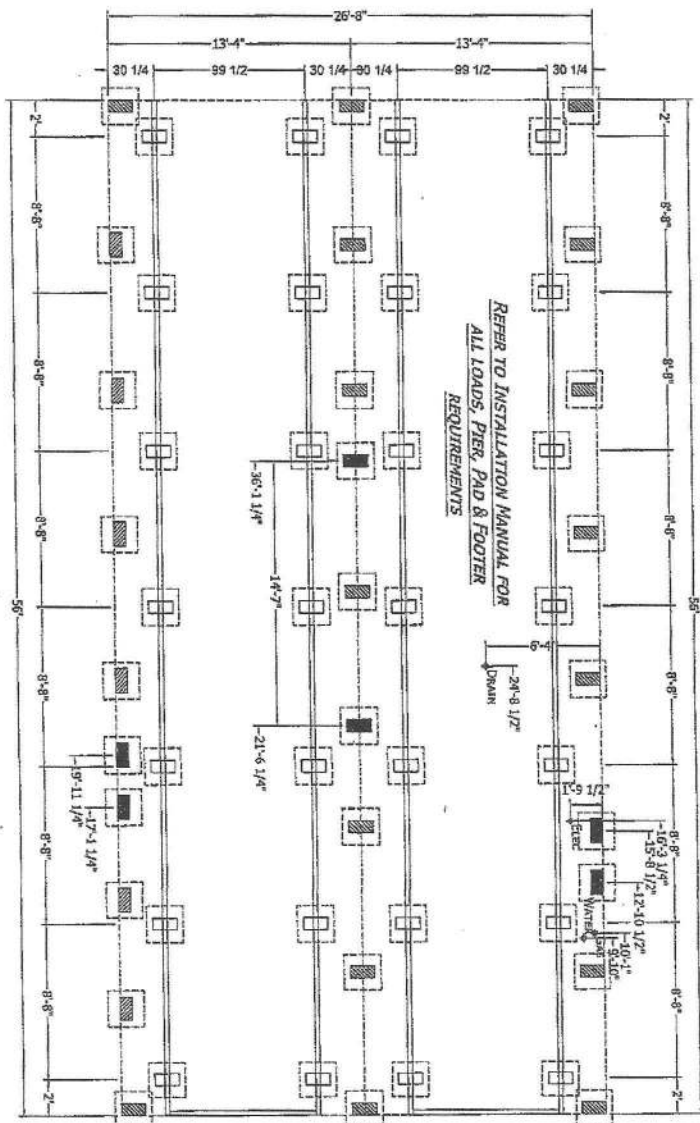
- 1) THE MANUFACTURER ASSUMES NO RESPONSIBILITY FOR ACTUAL FOUNDATION DESIGN AND CONSTRUCTION.
- 2) ADDITIONAL BLOCKING IS REQUIRED AT EACH SIDE OF EXTERIOR DOORS AND AT EACH SIDE OF SIDEWALL OPENINGS GREATER THAN 4 FEET IN WIDTH (I.E., PATIO DOORS, PICTURE WINDOWS, ETC.).
- 3) FOR PIER REQUIREMENTS AT ENDWALL SEE FIGURE 8 IN THE INSTALLATION MANUAL.
- 4) ALL DRAIN, PLUMBING, GAS SUPPLY, ETC., DIMENSIONS ON PRINT MAY BE + OR - 1/2".

MANUFACTURER'S DISCLAIMER NOTICE: THIS PRINT IS FOR HOMES PRODUCED ON OR AFTER JUNE 1ST 2009. PLEASE READ AND UNDERSTAND THE FOLLOWING INFORMATION. THE MANUFACTURER DOES NOT DO FOUNDATION INSTALLATION OF HOMES. IT WILL BE THE RESPONSIBILITY OF THE DEALER/SITE CONTRACTOR TO INSURE THAT ALL SITE WORK WILL CORRELATE WITH THE UNIT ORDERED.

NOTICE TO HOME INSTALLERS: MANUFACTURED HOMES WEIGH SEVERAL TONS. DO NOT ATTEMPT TO INSTALL ANY HOME ON SITE WITHOUT HAVING EXPERIENCE, KNOWLEDGE, AND UNDERSTANDING OF ALL INSTALLATION REQUIREMENTS. FAILURE TO MEET THESE REQUIREMENTS MAY RESULT IN SERIOUS INJURY OR DEATH TO AN INEXPERIENCED INSTALLER. INSTALLERS: PLEASE READ AND UNDERSTAND THE SET-UP AND INSTALLATION MANUAL SUPPLIED WITH THE HOME BEFORE ATTEMPTING ANY INSTALLATION OF ANY MANUFACTURED HOME.

- 5) IT WILL BE THE RESPONSIBILITY OF THE SITE CONTRACTOR TO VERIFY THE PROPER LOCATION OF COLUMN SUPPORT BLOCKING AND TO VERIFY THE PROPER MATTING LINE GROWTH DIMENSIONS BASED UPON ACTUAL SITE CONDITIONS AND REQUIREMENTS (DOUBLE WIDEN OR NOT).
- 6) ALLOW 1/2" AT MATTING LINE ON ALL UP GROWTH.
- 7) SEE SET-UP AND INSTALLATION MANUAL FOR PERIMETER BLOCKING REQUIREMENTS.

PERMANENT FOUNDATIONS: CHECK LOCAL BUILDING CODES AND REGULATIONS AND CONSULT A REGISTERED PROFESSIONAL OR STRUCTURAL ENGINEER WHEN YOU ARE SITING YOUR HOME ON A PERMANENT FOUNDATION (SUCH AS A FULL BASEMENT, CRAWL SPACE, OR LOAD BEARING PERIMETER FOUNDATION).



MODEL/CONFIG

PROJECT:

2856H32P01
56'-0" x 26'-8"
3 BD 2 BT

TITLE

PIER
FOUNDATION
PLAN

SHEET

PR-101

DRAWN BY: E.C. COOPER
DATE: 04-2009
SCALE: 3/8" = 1'-0"

FILENAME: 2856H32P01.dwg 5-16-2009

PROPRIETARY AND CONFIDENTIAL
THIS DRAWING AND SPECIFICATIONS ARE THE PROPERTY OF CHAMPION HOME BUILDERS
COPYING OR REPRODUCING BY ANY MEANS IS PROHIBITED

License Number: IH / 1025386 / 1 Name: ROBERT D. SHEPPARD

Order #: 5564	Label #: 93928	Manufacturer: <u>Champion</u>	(Check Size of Home)
Homeowner: <u>Rodriguez</u>	Year Model: <u>2022/2856H32P01</u>	Single <input type="checkbox"/>	Double <input checked="" type="checkbox"/>
Address: <u>278 SE Bear Run St.</u>	Length & Width: <u>56x28</u>	Triple <input type="checkbox"/>	
City/State/Zip: <u>Lake City, FL 32025</u>	Type Longitudinal System: <u>Oliver H101V</u>	HUD Label #:	
Phone #: <u>305-283-9875</u>	Type Lateral Arm System:	Soil Bearing / PSF: <u>1000</u>	
Date Installed:	New Home: <input checked="" type="checkbox"/> Used Home: <input type="checkbox"/>	Torque Probe / in-lbs: <u>290</u>	
Installed Wind Zone: <u>II</u>	Data Plate Wind Zone:	Permit #:	
Note: <u>Mike's Col. Co. deal s/n 203403</u>			

STATE OF FLORIDA
INSTALLATION CERTIFICATION LABEL

93928

LABEL #

DATE OF INSTALLATION

ROBERT D. SHEPPARD

NAME

IH / 1025386 / 1

5564

LICENSE #

ORDER #

CERTIFIES THAT THE INSTALLATION OF THIS MOBILE HOME IS
IN ACCORDANCE WITH FLORIDA STATUTES 320.8249, 320.8325
AND RULES OF THE HIGHWAY SAFETY AND MOTOR VEHICLES.

INSTRUCTIONS

PLEASE WRITE DATE OF
INSTALLATION AND AFFIX
LABEL NEXT TO HUD LABEL.
USE PERMANENT INK PEN
OR MARKER ONLY.
COMPLETE INFORMATION
ABOVE AND KEEP ON FILE
FOR A MINIMUM OF 2 YEARS.
YOU ARE REQUIRED TO
PROVIDE COPIES WHEN
REQUESTED.