Reynolds

1-C Anchor plans

TABLE 1
RAFTER FRAME, END POST, GROUND ANCHOR AND PANEL FASTENER SPACING SPECIFICATIONS

RISK CATEGORY	WIND EXPOSURE CATEGORY	ULTIMATE WIND SPEED (MPH)	NOMINAL WIND SPEED (MPH)	MAXIMUM POST / RAFTER SPACING (FEET)	AVERAGE FASTENER SPACING ON-CENTERS ALONG RAFTERS OR PURLINS, AND POSTS OR GIRTS (INCHES)	
					INTERIOR POSTS/RAFTERS	END POSTS/RAFTERS
I	C	110 TO 150	89 TO 116	5.0	6	6
		151 TO 180	117 TO 139	4.0	6	6

NOTES:
1. Specifications applicable to 26 gauge metal roof and wall panels fastened directly to 12 or 14 gauge steel tube framing, or 18 gauge hat channel roof purlins.
2. Specifications applicable only for mean roof height of 20 feet or less, and roof slopes of 7° to 27° (1.5:12 to 6:12 pitch). Spacing requirements for other roof heights and/or slopes may vary.

FBC APPROVED PRODUCTS LIST

PRODUCT CATEGORY	SUB CATEGORY	MANUFACTURER	APPROVAL No. & DATE	MAXIMUM ALLOWABLE WIND SPEED
STRUCTURAL COMPONENTS	ROOF DECK	UNION CORRUGATING COMPANY 26 Gauge MasterRib Panel	FL9555.2-R4 12/12/17	180
STRUCTURAL COMPONENTS	STRUCTURAL WALL	UNION CORRUGATING COMPANY 26 Gauge MasterRib Panel	FL9555.2-R4 12/12/17	180
STRUCTURAL COMPONENTS	STRUCTURAL WALL	FABRAL 26 Gauge Grandbeam Panel	FL14081.1-R3 10/11/17	180
STRUCTURAL COMPONENTS	FLOOD VENT	FLOOD SOLUTIONS, LLC Model FS-1608	FL17588.2 04/25/15	NA
EXTERIOR DOORS	SWINGING	THERMA-TRU CORPORATION Classic-Craft	FL15225.1-R4 12/22/17	180
EXTERIOR DOORS	SWINGING	ELIXIR DOOR AND METAL COMPANY Series 407	FL17996.5 09/07/15	170
EXTERIOR DOORS	ROLL-UP	ASTA INDUSTRIES INC. Model 203	FL6888.1-R5 10/06/17	180
EXTERIOR DOORS	ROLL-UP	JANUS INTERNATIONAL CORPORATION Series 750	FL12765.8-R5 10/07/17	130
WINDOWS	SINGLE HUNG	POCAHONTAS ALUMINUM COMPANY, INC. Model 100 VS	FL12940.2-R4 01/07/16	139
WINDOWS	SINGLE HUNG	MI WINDOWS AND DOORS Model 185 SH	FL17499.1-R2 12/29/17	180

GROUND ANCHOR SCHEDULE



DETAILS 1C AND 1D SHOWN ON SHEET 3 OF 4

METAL CARPORT INSTALLATION PLANS AND DETAILS AND FRAMING AND FASTENER SPECIFICATIONS

FOR CONSTRUCTION IN THE STATE OF FLORIDA

PREPARED FOR:
CARPORTS ANYWHERE
P.O. BOX 776
STARKE, FL 32091

PREPARED BY:
BECHTOL ENGINEERING AND TESTING, INC.
605 WEST NEW YORK AVENUE
DELAND, FLORIDA 32720
Certificate of Authorization No. 00005492

CONCRETE:
Concrete Shall Have a Minimum Specified Compressive Strength of 2500 PSI at 28 Days.

COVER OVER REINFORCING STEEL
For foundations, minimum concrete cover over reinforcing bars shall be:
3 inches in foundations where the concrete is cast against and permanently in contact with the earth or exposed to the earth or weather, and 1-1/2 inches elsewhere. Reinforcing bars embedded in grouted cells shall have a minimum clear distance of 1/4 inch for fine grout or 1/2 inch for coarse grout between reinforcing bars and any face of a cell. Reinforcing bars used in masonry walls shall have a masonry cover (including grout) of not less than 2 inches for masonry units with face exposed to earth or weather 1-1/2 inches for masonry units not exposed to earth or weather.

REINFORCING STEEL:
The reinforcing steel shall be minimum Grade 40.

GALVANIZATION:
Metal accessories for use in exterior wall construction and not directly exposed to the weather shall be galvanized in accordance with ASTM A 153, Class B-2. Metal plate connectors, screws, bolts and nails exposed directly to the weather shall be stainless steel or hot dipped galvanized.

REINFORCEMENT MAY BE BENT IN THE SHOP OR THE FIELD PROVIDED:
1. All reinforcement is bent cold;
2. The diameter of the bend, measured on the inside of the bar, is not less than six-bar diameters; and
3. Reinforcement partially embedded in concrete shall not be field bent.

EXCEPTION:
Where bending is necessary to align dowel bars with a vertical cell, bars partially embedded in concrete shall be permitted to be bent at a slope of not more than 1 inch of horizontal displacement to 6 inches of vertical bar length.

Columbia County Building Department
Plans Reviewed for Code Compliance
State of Florida

THIS IS TO CERTIFY THAT THE CALCULATIONS AND SPECIFICATIONS HEREIN HAVE BEEN PREPARED BY THE UNDERSIGNED PROFESSIONAL ENGINEER, AND ARE IN ACCORDANCE WITH THE REQUIREMENTS OF SECTION 1609 OF THE FLORIDA BUILDING CODE, SIXTH EDITION (2017). THE PLANS ARE VALID UNTIL THE NEXT REVISION OF THE FLORIDA BUILDING CODE.

BECHTOL ENGINEERING AND TESTING, INC.
605 WEST NEW YORK AVENUE
DELAND, FLORIDA 32720
Certificate of Authorization No. 5492
Thomas Bechtol, P.E.
Florida License No. 38538
R. H. BECHTOL No. 38538 STATE OF FLORIDA PROFESSIONAL ENGINEER

GENERAL NOTES:

1. THESE PLANS PERTAIN ONLY TO THE STRUCTURE, INCLUDING MAIN WIND FORCE RESISTING SYSTEM, COMPONENTS AND CLADDING, AND BASE RAIL ANCHORAGE. OTHER DESIGN ISSUES, INCLUDING BUT NOT LIMITED TO PLUMBING, ELECTRICAL, INGRESS/EGRESS, PROPERTY SET-BACKS, OR OTHER LOCAL ZONING REQUIREMENTS ARE THE RESPONSIBILITY OF OTHERS.
2. THESE STRUCTURES ARE DESIGNED AS NON-HABITABLE UTILITY/STORAGE BUILDINGS (RISK CATEGORY I) CAPABLE OF SUPPORTING DEAD LOAD OF THE STRUCTURE AND APPLICABLE LIVE AND WIND LOADS. IMPROVEMENTS NOT SPECIFICALLY ADDRESSED HEREIN WHICH EXERT ADDITIONAL LOAD ON THE STRUCTURE, AND INSTALLATION OF DOORS, WINDOWS AND OTHER COMPONENTS NOT LISTED IN THE FBC APPROVED PRODUCTS LIST ON THIS SHEET, AND NOT PROVIDED AND INSTALLED BY CARPORTS ANYWHERE, INC. SHALL BE AT THE OWNER'S RISK. BECHTOL ENGINEERING AND TESTING, INC., SHALL NOT BE RESPONSIBLE FOR STRUCTURAL DAMAGE OR FAILURE DUE TO THE APPLICATION OF ADDITIONAL LOADS OF NON-APPPROVED COMPONENTS.
3. ALL STEEL TUBING SHALL BE 50 KSI GALVANIZED STEEL. ALL FASTENERS SHALL BE GALVANIZED OR STAINLESS STEEL.
4. FASTEN METAL ROOF AND WALL PANELS TO FRAMING WITH #12-14 x 3/4" SELF DRILLING FASTENERS WITH CONTROL SEAL WASHER @ 6" O.C. AVERAGE.
5. ALL FIELD FRAMING CONNECTIONS SHALL BE #12-14 x 3/4" SELF DRILLING SCREWS WITHOUT CONTROL SEAL WASHER. ALL SHOP FRAMING CONNECTIONS SHALL BE WELDED.
6. CONCRETE SHALL HAVE A MINIMUM COMPRESSIVE STRENGTH OF 2500 PSI AT 28 DAYS. THE REINFORCING STEEL SHALL BE MINIMUM GRADE 40. CONCRETE SLAB FOUNDATIONS SHALL BE REINFORCED WITH 6X6-W1 .4XW1 .4 WELDED WIRE FABRIC COMPLYING WITH ASTM A 185, OR WITH SYNTHETIC FIBER REINFORCEMENT COMPLYING WITH ASTM C1116.
7. BASE RAIL GROUND ANCHOR REQUIREMENTS: ONE WITHIN 6" OF EVERY POST LOCATION, AND BOTH SIDES OF OPENINGS WHERE BASE RAIL IS ABSENT. GROUND ANCHORS ARE NOT REQUIRED FOR CONCRETE FOOTING AND/OR CONCRETE SLAB CONSTRUCTION. SEE GROUND ANCHOR SCHEDULE (THIS SHEET) FOR SPECIFIC TYPE GROUND ANCHOR REQUIREMENTS.
8. CONCRETE EXPANSION ANCHORS SHALL BE WEJ-IT ANKR-TITE MODEL AT1252, OR SLEEVE ANCHOR MODEL HSA 1260, OR EQUIVALENT.
9. POST/RAFTER BRACING: BRACE ON EVERY POST/RAFTER CONNECTION, EXCEPT FOR END WALLS AND GABLE ENDS.
10. SLAB FOUNDATION SUBGRADE SOILS SHALL BE TERMITE TREATED AND COVERED WITH 6 MIL VAPOR RETARDER PER SECTION R318.1 OF THE FLORIDA BUILDING CODE SIXTH EDITION (2017) (FBC FE 2017) - RESIDENTIAL, AND SECTION 1816.1 OF THE FBC FE 2017 - BUILDING.
11. 14 GA FRAMING IS 2-1/2" x 2-1/2" TUBE STEEL (TS). NIPPLES ARE 2-1/4" x 2-1/4" TS FOR 14 GA FRAMING. 12 GA FRAMING IS 2-1/4" x 2-1/4" TS. NIPPLES ARE 2" x 2" TS FOR 12 GA FRAMING.

CARPORTS ANYWHERE, INC.
ENCLOSED BUILDING

BECHTOL ENGINEERING AND TESTING, Inc.
CONSULTING GEOTECHNICAL, ENVIRONMENTAL, AND MATERIALS TESTING ENGINEERS
Certificate of Authorization No. 00005492

FIELD:		DATE:	01/02/18
DRAWN:	MKB	SCALE:	NTS
CHECKED:	TB	PROJ. NO:	G18002
APPROVED:	TB		SHEET 1 OF 4

BOW FRAME RAFTER ENCLOSED BUILDING - HORIZONTAL ROOF



TYPICAL SIDE ELEVATION
NOT TO SCALE

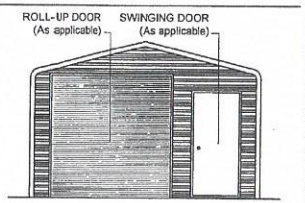

TYPICAL END ELEVATION
NOT TO SCALE

BOX EAVE FRAME RAFTER ENCLOSED BLDG - HORIZONTAL ROOF



TYPICAL SIDE ELEVATION
NOT TO SCALE

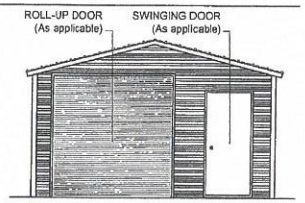

TYPICAL END ELEVATION
NOT TO SCALE

BOX EAVE FRAME RAFTER ENCLOSED BLDG - VERTICAL ROOF



TYPICAL SIDE ELEVATION
NOT TO SCALE

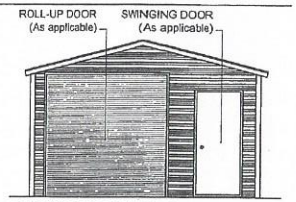

TYPICAL END ELEVATION
NOT TO SCALE

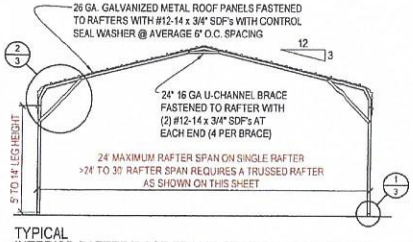

TYPICAL
INTERIOR RAFTER/POST FRAME SECTION - BOW FRAME
NOT TO SCALE

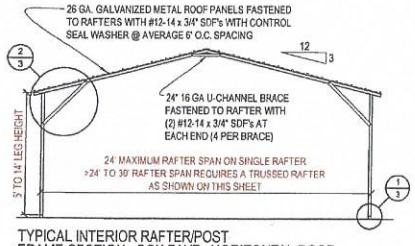

TYPICAL INTERIOR RAFTER/POST
FRAME SECTION - BOX EAVE - HORIZONTAL ROOF
NOT TO SCALE

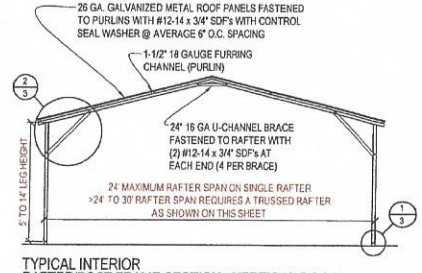

TYPICAL INTERIOR
RAFTER/POST FRAME SECTION - VERTICAL ROOF
NOT TO SCALE

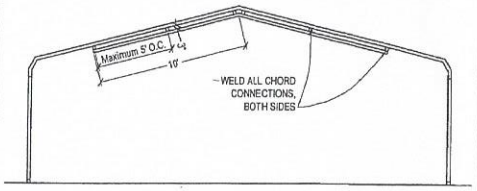

OPTIONAL 24'-1" TO 30' TRUSSED RAFTER - BOW
NOT TO SCALE

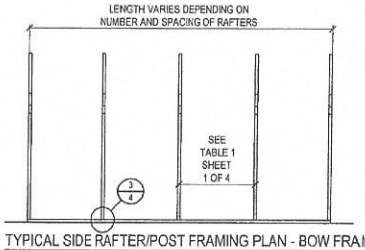

TYPICAL SIDE RAFTER/POST FRAMING PLAN - BOW FRAME
NOT TO SCALE

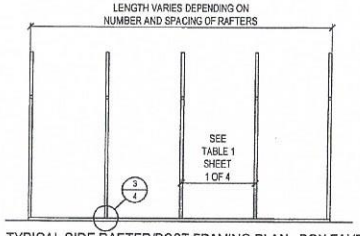

TYPICAL SIDE RAFTER/POST FRAMING PLAN - BOX EAVE
NOT TO SCALE

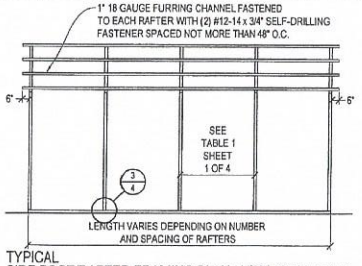

TYPICAL
SIDE POST/RAFTER FRAMING PLAN - VERTICAL ROOF
NOT TO SCALE

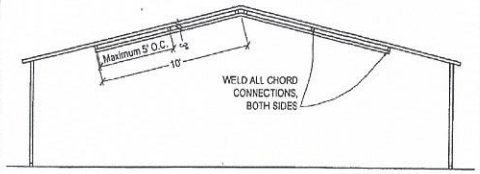

OPTIONAL 24'-1" TO 30' TRUSSED RAFTER - BOX EAVE
NOT TO SCALE

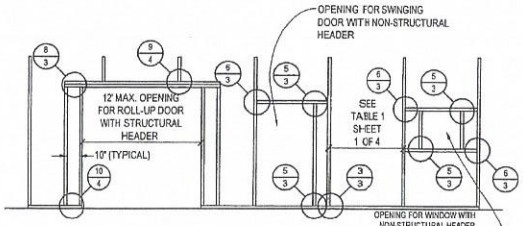

TYPICAL SIDE WALL OPENINGS FRAMING PLAN
NOT TO SCALE

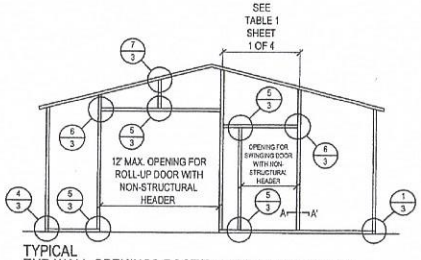

TYPICAL
END WALL OPENINGS POST/RAFTER FRAMING PLAN
NOT TO SCALE

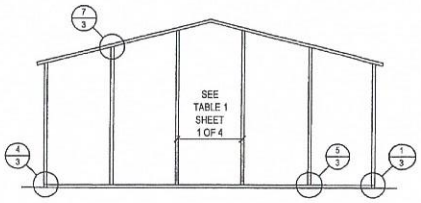

TYPICAL END WALL POST/RAFTER FRAMING PLAN
NOT TO SCALE (BOX EAVE RAFTER SHOWN, APPLICABLE TO BOW FRAME RAFTER)

BECHTOL ENGINEERING AND TESTING, INC.
605 WEST NEW YORK AVENUE
DELAND, FLORIDA 32720
Certificate of Authorization No. 6492
Thomas Bechtol, P.E.
Florida License No. 38538

BECHTOL LICENSE No. 38538 STATE OF FLORIDA PROFESSIONAL ENGINEER

CARPORTS ANYWHERE, INC.

ENCLOSED BUILDING

BECHTOL ENGINEERING AND TESTING, Inc.
CONSULTING GEOTECHNICAL, ENVIRONMENTAL, AND MATERIALS TESTING ENGINEERS
Certificate of Authorization No. 6000004492

FIELD:		DATE:	01/02/18
DRAWN:	MKB	SCALE:	NTS
CHECKED:	TB	PROJ. NO.:	G18002
APPROVED:	TB		SHEET 2 OF 4

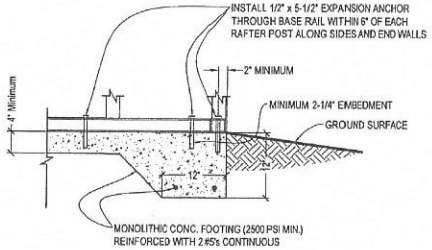

1A CONCRETE MONO. SLAB BASE RAIL ANCHORAGE
Not To Scale

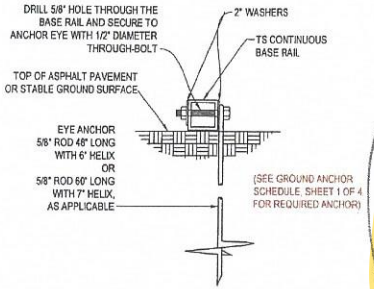

1B BASE RAIL DEEP ANCHORAGE
Not To Scale

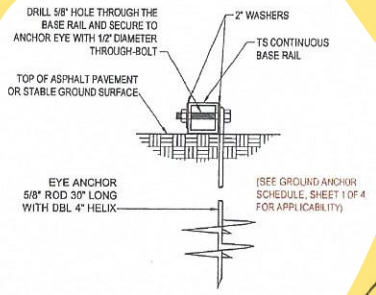

1C BASE RAIL ANCHORAGE
Not To Scale

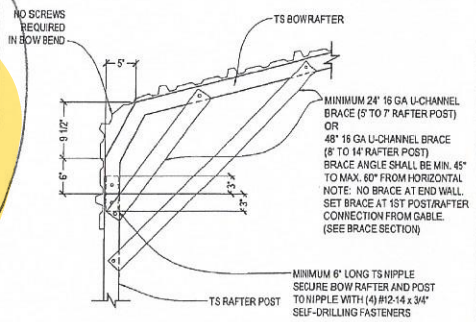

2A BOW RAFTER/CORNER POST CONNECTION DETAIL
Not To Scale

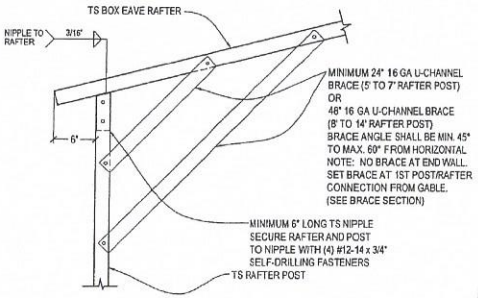

2B BOX EAVE RAFTER/CORNER POST CONNECTION DETAIL
Not To Scale

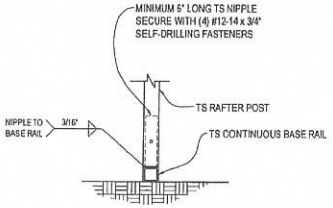

3 RAFTER POST/ BASE RAIL CONNECTION DETAIL
Not To Scale

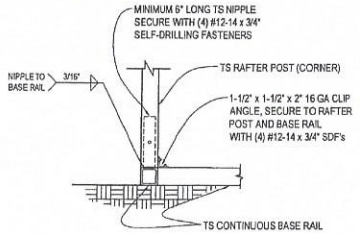

4 END POST/BASE RAIL CONNECTION DETAIL
Not To Scale

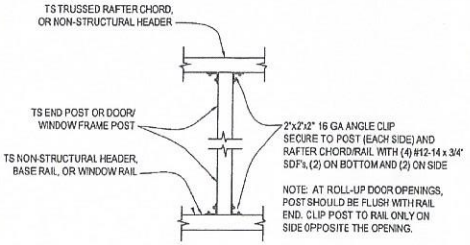

5 POST TO NON-STRUCTURAL HEADER, BASE RAIL, OR WINDOW RAIL CONNECTION DETAIL
Not To Scale

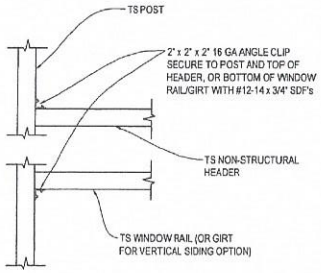

6 NON-STRUCTURAL HEADER OR WINDOW RAIL TO POST CONNECTION DETAIL
Not To Scale

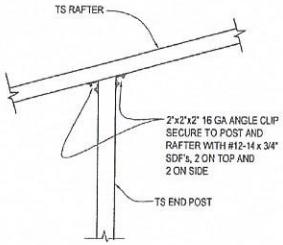

7 END POST/RAFTER CONNECTION DETAIL
Not To Scale

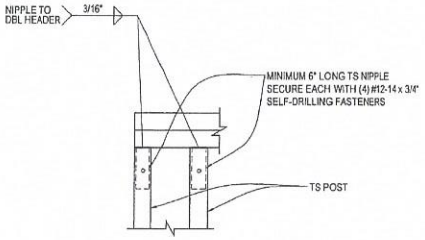

8 DBL HEADER/POST CONNECTION DETAIL
Not To Scale

BECHTOL ENGINEERING AND TESTING, INC.
605 WEST NEW YORK AVENUE
DELAND, FLORIDA 32720
Certificate of Authorization No. 5492
Thomas Bechtol, P.E.
Florida License No. 38538

THOMAS R. H. BECHTOL LICENSE No. 38538 STATE OF FLORIDA PROFESSIONAL ENGINEER

CARPORTS ANYWHERE, INC.

ENCLOSED BUILDING

BECHTOL ENGINEERING AND TESTING, Inc.
CONSULTING GEOTECHNICAL, ENVIRONMENTAL AND MATERIALS TESTING ENGINEERS
Certificate of Authorization No. 00005492

FIELD:		DATE:	01/02/18
DRAWN:	MKB	SCALE:	NTS
CHECKED:	TB	PROJ. NO.:	G18002
APPROVED:	TB		SHEET 3 OF 4

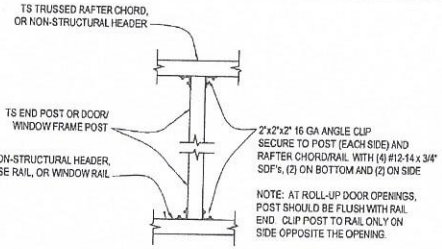

5 POST TO NON-STRUCTURAL HEADER, BASE RAIL, OR WINDOW RAIL CONNECTION DETAIL
Not To Scale

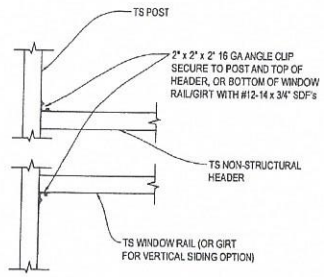

6 NON-STRUCTURAL HEADER OR WINDOW RAIL TO POST CONNECTION DETAIL
Not To Scale

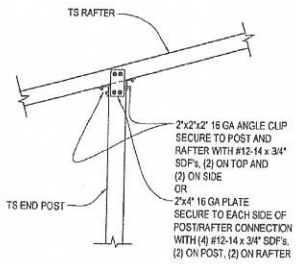

7 END POST/RAFTER CONNECTION DETAIL
Not To Scale

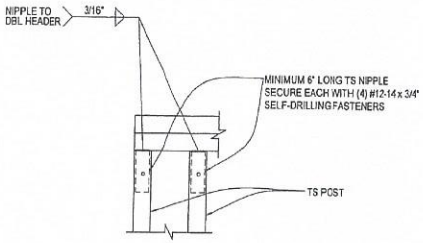

8 DBL HEADER/POST CONNECTION DETAIL
Not To Scale

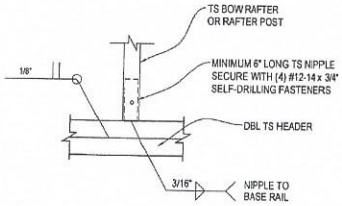

9 RAFTER POST/DBL HEADER CONNECTION DETAIL
Not To Scale

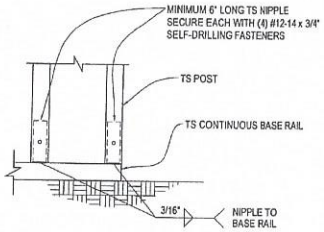

10 RAFTER POST/BASE RAIL CONNECTION DETAIL
Not To Scale

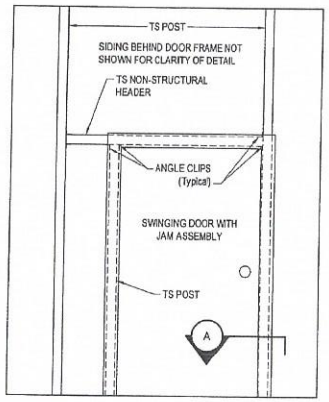

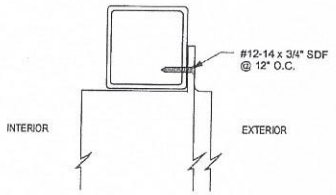

A SECTION
Not To Scale

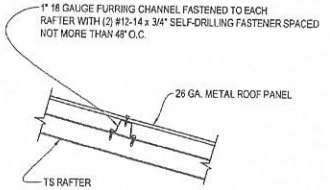

ROOF PANEL ATTACHMENT
Not To Scale

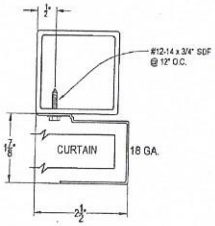

ROLL-UP DOOR GUIDE TO POST CONNECTION DETAIL
Not To Scale

CURTAIN: 26 GA. galvanized steel with baked on epoxy primer & polyester top coat.

BECHTOL ENGINEERING AND TESTING, INC.
605 WEST NEW YORK AVENUE
DELAND, FLORIDA 32720
Certificate of Authorization No. 5492
Thomas Bechtol, P.E.
Florida License No. 38538
THOMAS R. BECHTOL LICENSE No. 38538 STATE OF FLORIDA PROFESSIONAL ENGINEER

CARPORTS ANYWHERE, INC.

ENCLOSED BUILDING

BECHTOL ENGINEERING AND TESTING, Inc.
CONSULTING GEOTECHNICAL, ENVIRONMENTAL, AND MATERIALS TESTING ENGINEERS
Certificate of Authorization No. 0000549

FIELD:		DATE:	01/02/18
DRAWN:	MKB	SCALE:	NTS
CHECKED:	TB	PROJ. NO.:	G18002
APPROVED:	TB		SHEET 4 OF 4

Reynolds

1-C Anchor plans

TABLE 1
RAFTER FRAME, END POST, GROUND ANCHOR AND PANEL FASTENER SPACING SPECIFICATIONS

RISK CATEGORY	WIND EXPOSURE CATEGORY	ULTIMATE WIND SPEED (MPH)	NOMINAL WIND SPEED (MPH)	MAXIMUM POST / RAFTER SPACING (FEET)	AVERAGE FASTENER SPACING ON-CENTERS ALONG RAFTERS OR PURLINS, AND POSTS OR GIRTS (INCHES)	
					INTERIOR POSTS/RAFTERS	END POSTS/RAFTERS
I	C	110 TO 150	89 TO 116	5.0	6	6
		151 TO 180	117 TO 139	4.0	6	6

NOTES:
1. Specifications applicable to 26 gauge metal roof and wall panels fastened directly to 12 or 14 gauge steel tube framing, or 18 gauge hat channel roof purlins.
2. Specifications applicable only for mean roof height of 20 feet or less, and roof slopes of 7° to 27° (1.5:12 to 6:12 pitch). Spacing requirements for other roof heights and/or slopes may vary.

FBC APPROVED PRODUCTS LIST

PRODUCT CATEGORY	SUB CATEGORY	MANUFACTURER	APPROVAL No. & DATE	MAXIMUM ALLOWABLE WIND SPEED
STRUCTURAL COMPONENTS	ROOF DECK	UNION CORRUGATING COMPANY 26 Gauge MasterRib Panel	FL9555.2-R4 12/12/17	180
STRUCTURAL COMPONENTS	STRUCTURAL WALL	UNION CORRUGATING COMPANY 26 Gauge MasterRib Panel	FL9555.2-R4 12/12/17	180
STRUCTURAL COMPONENTS	STRUCTURAL WALL	FABRAL 26 Gauge Grandbeam Panel	FL14081.1-R3 10/11/17	180
STRUCTURAL COMPONENTS	FLOOD VENT	FLOOD SOLUTIONS, LLC Model FS-1608	FL17588.2 04/25/15	NA
EXTERIOR DOORS	SWINGING	THERMA-TRU CORPORATION Classic-Craft	FL15225.1-R4 12/22/17	180
EXTERIOR DOORS	SWINGING	ELIXIR DOOR AND METAL COMPANY Series 407	FL17996.5 09/07/15	170
EXTERIOR DOORS	ROLL-UP	ASTA INDUSTRIES INC. Model 203	FL8888.1-R5 10/05/17	180
EXTERIOR DOORS	ROLL-UP	JANUS INTERNATIONAL CORPORATION Series 750	FL12765.8-R5 10/07/17	130
WINDOWS	SINGLE HUNG	POCAHONTAS ALUMINUM COMPANY, INC. Model 100 VS	FL12940.2-R4 01/07/16	139
WINDOWS	SINGLE HUNG	MI WINDOWS AND DOORS Model 185 SH	FL17499.1-R2 12/28/17	180

GROUND ANCHOR SCHEDULE



DETAILS 1C AND 1D SHOWN ON SHEET 3 OF 4

METAL CARPORT INSTALLATION PLANS AND DETAILS AND FRAMING AND FASTENER SPECIFICATIONS

FOR CONSTRUCTION IN THE STATE OF FLORIDA

PREPARED FOR:
CARPORTS ANYWHERE
P.O. BOX 776
STARKE, FL 32091

PREPARED BY:
BECHTOL ENGINEERING AND TESTING, INC.
605 WEST NEW YORK AVENUE
DELAND, FLORIDA 32720
Certificate of Authorization No. 00005492

CONCRETE:
Concrete Shall Have a Minimum Specified Compressive Strength of 2500 PSI at 28 Days.

COVER OVER REINFORCING STEEL
For foundations, minimum concrete cover over reinforcing bars shall be:
3 inches in foundations where the concrete is cast against and permanently in contact with the earth or exposed to the earth or weather, and 1-1/2 inches elsewhere. Reinforcing bars embedded in grouted cells shall have a minimum clear distance of 1/4 inch for fine grout or 1/2 inch for coarse grout between reinforcing bars and any face of a cell. Reinforcing bars used in masonry walls shall have a masonry cover (including grout) of not less than 2 inches for masonry units with face exposed to earth or weather 1-1/2 inches for masonry units not exposed to earth or weather.

REINFORCING STEEL:
The reinforcing steel shall be minimum Grade 40.

GALVANIZATION:
Metal accessories for use in exterior wall construction and not directly exposed to the weather shall be galvanized in accordance with ASTM A 153, Class B-2. Metal plate connectors, screws, bolts and nails exposed directly to the weather shall be stainless steel or hot dipped galvanized.

REINFORCEMENT MAY BE BENT IN THE SHOP OR THE FIELD PROVIDED:
1. All reinforcement is bent cold;
2. The diameter of the bend, measured on the inside of the bar, is not less than six-bar diameters; and
3. Reinforcement partially embedded in concrete shall not be field bent.

EXCEPTION:
Where bending is necessary to align dowel bars with a vertical cell, bars partially embedded in concrete shall be permitted to be bent at a slope of not more than 1 inch of horizontal displacement to 6 inches of vertical bar length.

THIS IS TO CERTIFY THAT THE CALCULATIONS AND SPECIFICATIONS HEREIN HAVE BEEN PREPARED BY THE UNDERSIGNED PROFESSIONAL ENGINEER, AND ARE IN ACCORDANCE WITH THE REQUIREMENTS OF SECTION 1609 OF THE FLORIDA BUILDING CODE, SIXTH EDITION (2017). THE PLANS ARE VALID UNTIL THE NEXT REVISION OF THE FLORIDA BUILDING CODE.

BECHTOL ENGINEERING AND TESTING, INC.
605 WEST NEW YORK AVENUE
DELAND, FLORIDA 32720
Certificate of Authorization No. 5492
Thomas Bechtol, P.E.
Florida License No. 38538
T. R. H. BECHTOL
No. 38538
STATE OF FLORIDA
PROFESSIONAL ENGINEER

GENERAL NOTES:

1. THESE PLANS PERTAIN ONLY TO THE STRUCTURE, INCLUDING MAIN WIND FORCE RESISTING SYSTEM, COMPONENTS AND CLADDING, AND BASE RAIL ANCHORAGE. OTHER DESIGN ISSUES, INCLUDING BUT NOT LIMITED TO PLUMBING, ELECTRICAL, INGRESS/EGRESS, PROPERTY SET-BACKS, OR OTHER LOCAL ZONING REQUIREMENTS ARE THE RESPONSIBILITY OF OTHERS.
2. THESE STRUCTURES ARE DESIGNED AS NON-HABITABLE UTILITY/STORAGE BUILDINGS (RISK CATEGORY I) CAPABLE OF SUPPORTING DEAD LOAD OF THE STRUCTURE AND APPLICABLE LIVE AND WIND LOADS. IMPROVEMENTS NOT SPECIFICALLY ADDRESSED HEREIN WHICH EXERT ADDITIONAL LOAD ON THE STRUCTURE, AND INSTALLATION OF DOORS, WINDOWS AND OTHER COMPONENTS NOT LISTED IN THE FBC APPROVED PRODUCTS LIST ON THIS SHEET, AND NOT PROVIDED AND INSTALLED BY CARPORTS ANYWHERE, INC. SHALL BE AT THE OWNER'S RISK. BECHTOL ENGINEERING AND TESTING, INC., SHALL NOT BE RESPONSIBLE FOR STRUCTURAL DAMAGE OR FAILURE DUE TO THE APPLICATION OF ADDITIONAL LOADS OF NON-APPPROVED COMPONENTS.
3. ALL STEEL TUBING SHALL BE 50 KSI GALVANIZED STEEL. ALL FASTENERS SHALL BE GALVANIZED OR STAINLESS STEEL.
4. FASTEN METAL ROOF AND WALL PANELS TO FRAMING WITH #12-14 x 3/4" SELF DRILLING FASTENERS WITH CONTROL SEAL WASHER @ 6" O.C. AVERAGE.
5. ALL FIELD FRAMING CONNECTIONS SHALL BE #12-14 x 3/4" SELF DRILLING SCREWS WITHOUT CONTROL SEAL WASHER. ALL SHOP FRAMING CONNECTIONS SHALL BE WELDED.
6. CONCRETE SHALL HAVE A MINIMUM COMPRESSIVE STRENGTH OF 2500 PSI AT 28 DAYS. THE REINFORCING STEEL SHALL BE MINIMUM GRADE 40. CONCRETE SLAB FOUNDATIONS SHALL BE REINFORCED WITH 6X6-W1.4XW1.4 WELDED WIRE FABRIC COMPLYING WITH ASTM A 185, OR WITH SYNTHETIC FIBER REINFORCEMENT COMPLYING WITH ASTM C1116.
7. BASE RAIL GROUND ANCHOR REQUIREMENTS: ONE WITHIN 6" OF EVERY POST LOCATION, AND BOTH SIDES OF OPENINGS WHERE BASE RAIL IS ABSENT. GROUND ANCHORS ARE NOT REQUIRED FOR CONCRETE FOOTING AND/OR CONCRETE SLAB CONSTRUCTION. SEE GROUND ANCHOR SCHEDULE (THIS SHEET) FOR SPECIFIC TYPE GROUND ANCHOR REQUIREMENTS.
8. CONCRETE EXPANSION ANCHORS SHALL BE WEJ-IT ANKR-TITE MODEL AT1252, OR SLEEVE ANCHOR MODEL HSA 1260, OR EQUIVALENT.
9. POST/RAFTER BRACING: BRACE ON EVERY POST/RAFTER CONNECTION, EXCEPT FOR END WALLS AND GABLE ENDS.
10. SLAB FOUNDATION SUBGRADE SOILS SHALL BE TERMITE TREATED AND COVERED WITH 6 MIL VAPOR RETARDER PER SECTION R318.1 OF THE FLORIDA BUILDING CODE SIXTH EDITION (2017) (FBC FE 2017) - RESIDENTIAL, AND SECTION 1816.1 OF THE FBC FE 2017 - BUILDING.
11. 14 GA FRAMING IS 2-1/2" x 2-1/2" TUBE STEEL (TS). NIPPLES ARE 2-1/4" x 2-1/4" TS FOR 14 GA FRAMING. 12 GA FRAMING IS 2-1/4" x 2-1/4" TS. NIPPLES ARE 2" x 2" TS FOR 12 GA FRAMING.

CARPORTS ANYWHERE, INC.
ENCLOSED BUILDING

BECHTOL ENGINEERING AND TESTING, Inc.
CONSULTING GEOTECHNICAL, ENVIRONMENTAL, AND MATERIALS TESTING ENGINEERS
Certificate of Authorization No. 00005492

FIELD:		DATE:	01/02/18
DRAWN:	MKB	SCALE:	NTS
CHECKED:	TB	PROJ. NO.:	G18002
APPROVED:	TB		SHEET 1 OF 4

BOW FRAME RAFTER ENCLOSED BUILDING - HORIZONTAL ROOF



TYPICAL SIDE ELEVATION
NOT TO SCALE

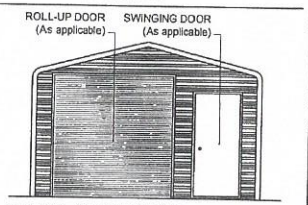

TYPICAL END ELEVATION
NOT TO SCALE

BOX EAVE FRAME RAFTER ENCLOSED BLDG - HORIZONTAL ROOF



TYPICAL SIDE ELEVATION
NOT TO SCALE

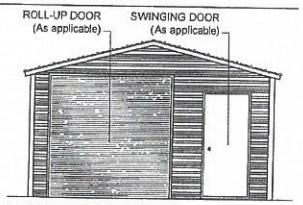

TYPICAL END ELEVATION
NOT TO SCALE

BOX EAVE FRAME RAFTER ENCLOSED BLDG - VERTICAL ROOF



TYPICAL SIDE ELEVATION
NOT TO SCALE

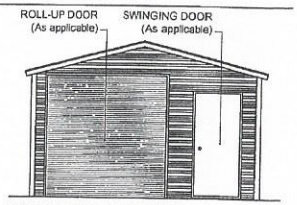

TYPICAL END ELEVATION
NOT TO SCALE

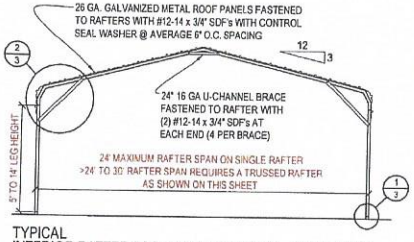

TYPICAL
INTERIOR RAFTER/POST FRAME SECTION - BOW FRAME
NOT TO SCALE

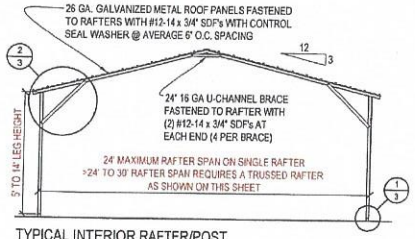

TYPICAL INTERIOR RAFTER/POST
FRAME SECTION - BOX EAVE - HORIZONTAL ROOF
NOT TO SCALE

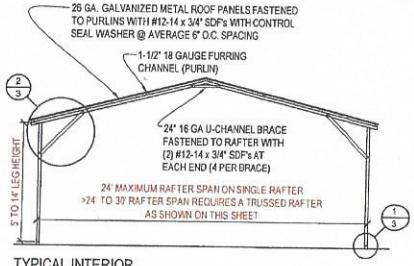

TYPICAL INTERIOR
RAFTER/POST FRAME SECTION - VERTICAL ROOF
NOT TO SCALE

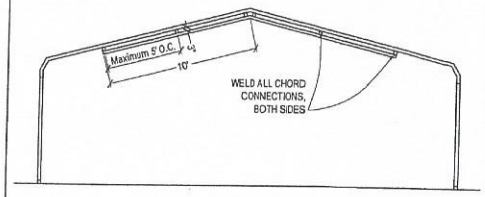

OPTIONAL 24'-1" TO 30' TRUSSED RAFTER - BOW
NOT TO SCALE

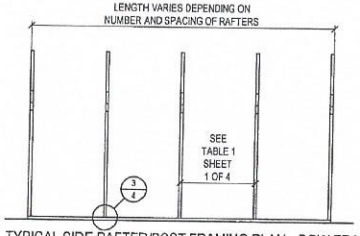

TYPICAL SIDE RAFTER/POST FRAMING PLAN - BOW FRAME
NOT TO SCALE

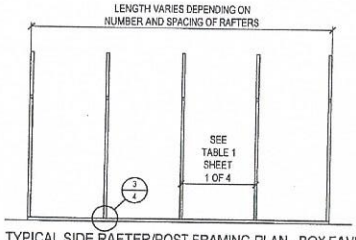

TYPICAL SIDE RAFTER/POST FRAMING PLAN - BOX EAVE
NOT TO SCALE

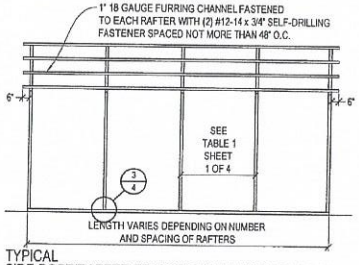

TYPICAL
SIDE POST/RAFTER FRAMING PLAN - VERTICAL ROOF
NOT TO SCALE

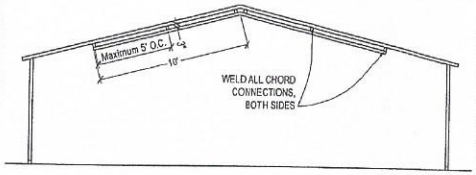

OPTIONAL 24'-1" TO 30' TRUSSED RAFTER - BOX EAVE
NOT TO SCALE

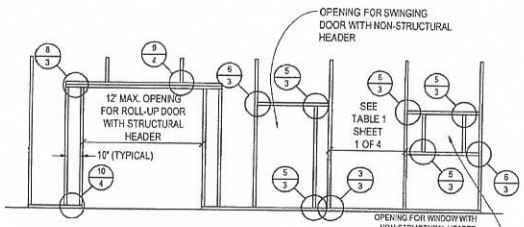

TYPICAL SIDE WALL OPENINGS FRAMING PLAN
NOT TO SCALE

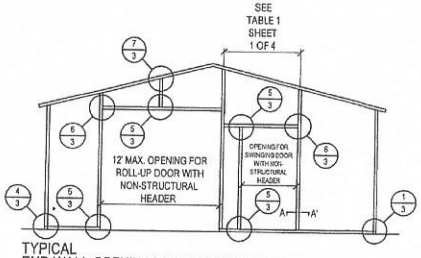

TYPICAL
END WALL OPENINGS POST/RAFTER FRAMING PLAN
NOT TO SCALE

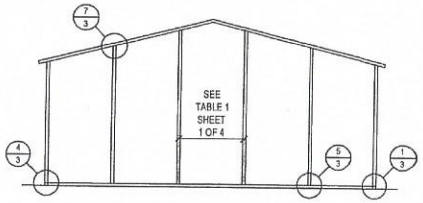

TYPICAL END WALL POST/RAFTER FRAMING PLAN
NOT TO SCALE (BOX EAVE RAFTER SHOWN, APPLICABLE TO BOW FRAME RAFTER)

BECHTOL ENGINEERING AND TESTING, INC.
605 WEST NEW YORK AVENUE
DELAND, FLORIDA 32720
Certificate of Authorization No. 0492

Thomas Bechtol, P.E.
Florida License No. 38538

STATE OF FLORIDA
PROFESSIONAL ENGINEER
BECHTOL
No. 38538

CARPORTS ANYWHERE, INC.

ENCLOSED BUILDING

BECHTOL ENGINEERING AND TESTING, Inc.
CONSULTING GEOTECHNICAL, ENVIRONMENTAL, AND MATERIALS TESTING ENGINEERS
Certificate of Authorization No. 0000492

FIELD:		DATE:	01/02/18
DRAWN:	MKB	SCALE:	NTS
CHECKED:	TB	PROJ. NO.:	G18002
APPROVED:	TB		SHEET 2 OF 4

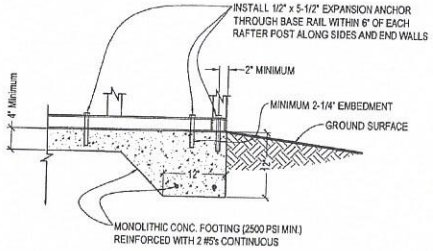

1A CONCRETE MONO. SLAB BASE RAIL ANCHORAGE
Not To Scale

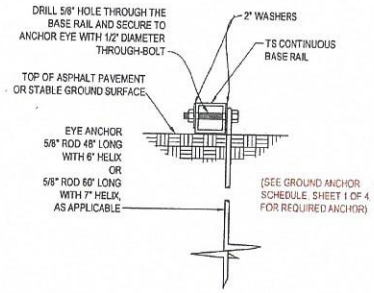

1B BASE RAIL DEEP ANCHORAGE
Not To Scale

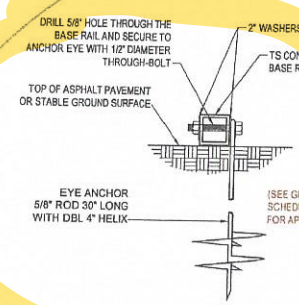

1C BASE RAIL ANCHORAGE
Not To Scale

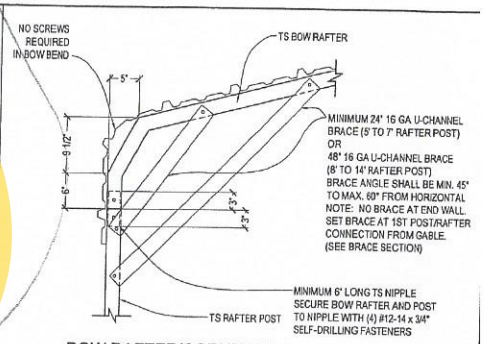

2A BOW RAFTER/CORNER POST CONNECTION DETAIL
Not To Scale

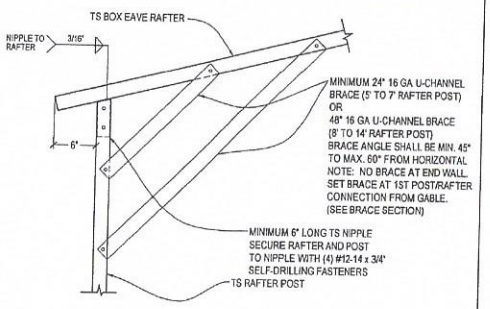

2B BOX EAVE RAFTER/CORNER POST CONNECTION DETAIL
Not To Scale

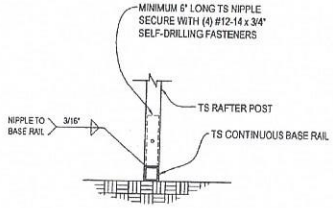

3 RAFTER POST/ BASE RAIL CONNECTION DETAIL
Not To Scale

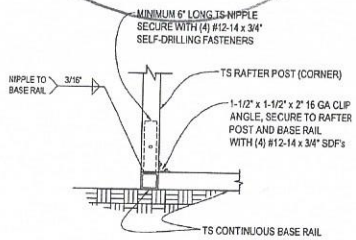

4 END POST/BASE RAIL CONNECTION DETAIL
Not To Scale

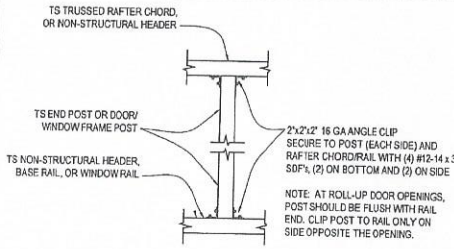

5 POST TO NON-STRUCTURAL HEADER, BASE RAIL, OR WINDOW RAIL CONNECTION DETAIL
Not To Scale

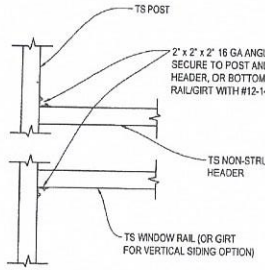

6 NON-STRUCTURAL HEADER OR WINDOW RAIL TO POST CONNECTION DETAIL
Not To Scale

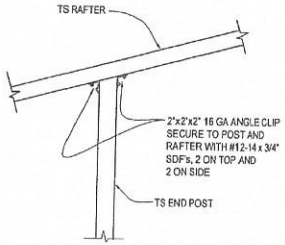

7 END POST/RAFTER CONNECTION DETAIL
Not To Scale

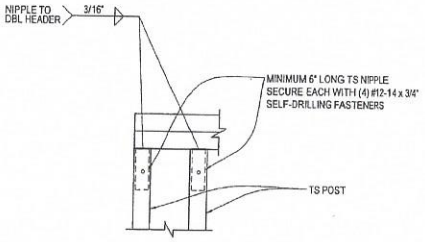

8 DBL HEADER/POST CONNECTION DETAIL
Not To Scale



CARPORTS ANYWHERE, INC.

ENCLOSED BUILDING

BECHTOL ENGINEERING AND TESTING, Inc.	FIELD:	DATE:	01/02/18
	DRAWN: MKB	SCALE:	NTS
	CHECKED: TB	PROJ. NO.:	G18002
	APPROVED: TB		SHEET 3 OF 4

CONSULTING GEOTECHNICAL, ENVIRONMENTAL, AND MATERIALS TESTING ENGINEERS
Certificate of Authorization No. C0000492

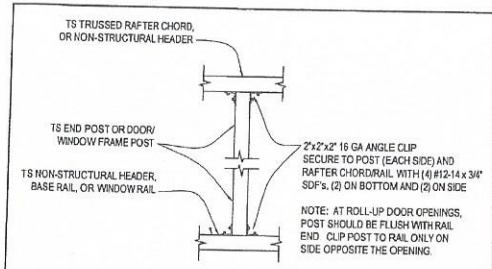

5 POST TO NON-STRUCTURAL HEADER, BASE RAIL, OR WINDOW RAIL CONNECTION DETAIL
Not To Scale

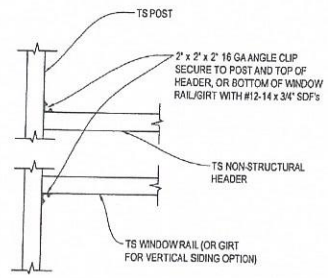

6 NON-STRUCTURAL HEADER OR WINDOW RAIL TO POST CONNECTION DETAIL
Not To Scale

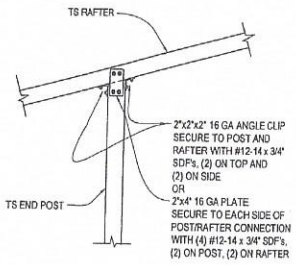

7 END POST/RAFTER CONNECTION DETAIL
Not To Scale

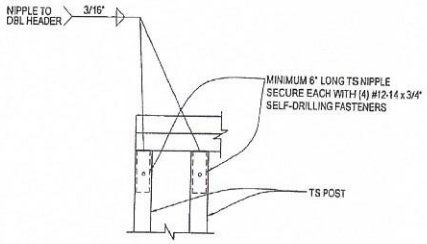

8 DBL HEADER/POST CONNECTION DETAIL
Not To Scale

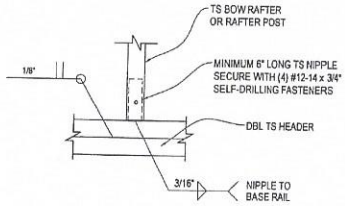

9 RAFTER POST/DBL HEADER CONNECTION DETAIL
Not To Scale

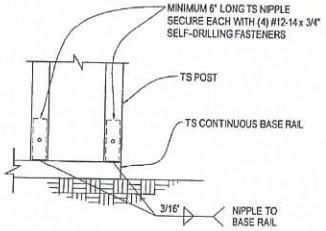

10 RAFTER POST/BASE RAIL CONNECTION DETAIL
Not To Scale

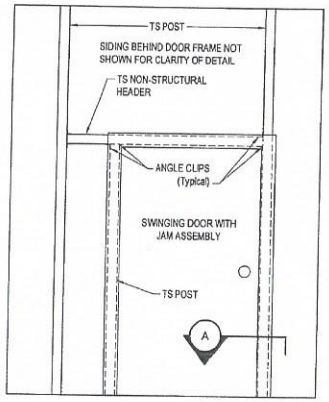

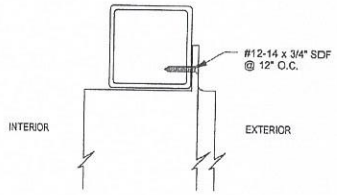

A SECTION
Not To Scale

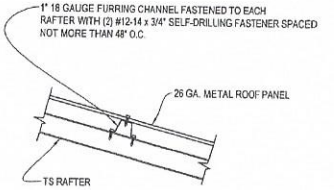

ROOF PANEL ATTACHMENT
Not To Scale

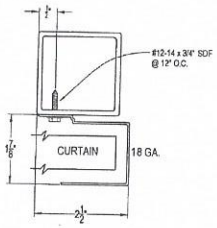

ROLL-UP DOOR GUIDE TO POST CONNECTION DETAIL
Not To Scale

CURTAIN: 26 GA. galvanized steel with baked on epoxy primer & polyester top coat.

BECHTOL ENGINEERING AND TESTING, INC.
605 WEST NEW YORK AVENUE
DELAND, FLORIDA 32727
Certificate of Authorization No. 5192
Thomas Bechtol, PE
Florida License No. 38538
T. B. BECHTOL LICENSE No. 38538 STATE OF FLORIDA PROFESSIONAL ENGINEER

CARPORTS ANYWHERE, INC.

ENCLOSED BUILDING

BECHTOL ENGINEERING AND TESTING, Inc.
CONSULTING GEOTECHNICAL, ENVIRONMENTAL, AND MATERIALS TESTING ENGINEERS
Certificate of Authorization No. 0000049

FIELD:		DATE:	01/02/18
DRAWN:	MKB	SCALE:	NTS
CHECKED:	TB	PROJ. NO.:	G18002
APPROVED:	TB		SHEET 4 OF 4