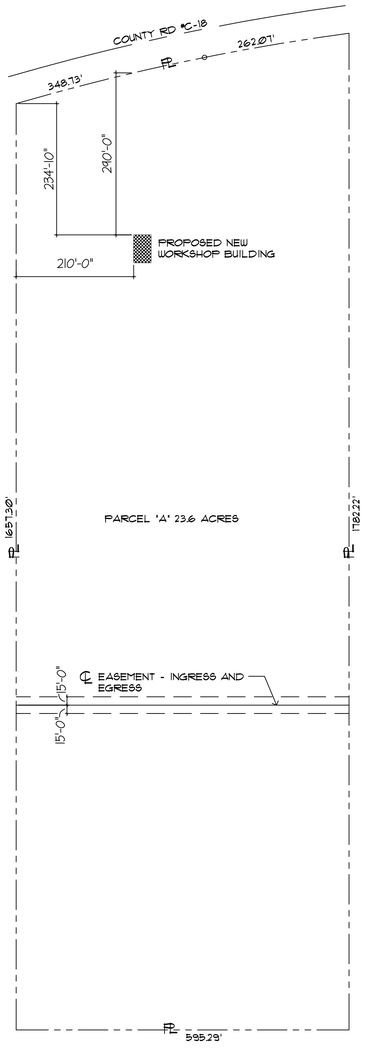

SITE PLAN

SCALE 1/16" = 1'-0"

LEGAL DESCRIPTION

PARCEL 'A' PART OF SE 1/4
SCTION 19, TOUNSHIP 6
SOUTH, RANGE 18 EAST
COLUMBIA COUNTY,
FLORIDA

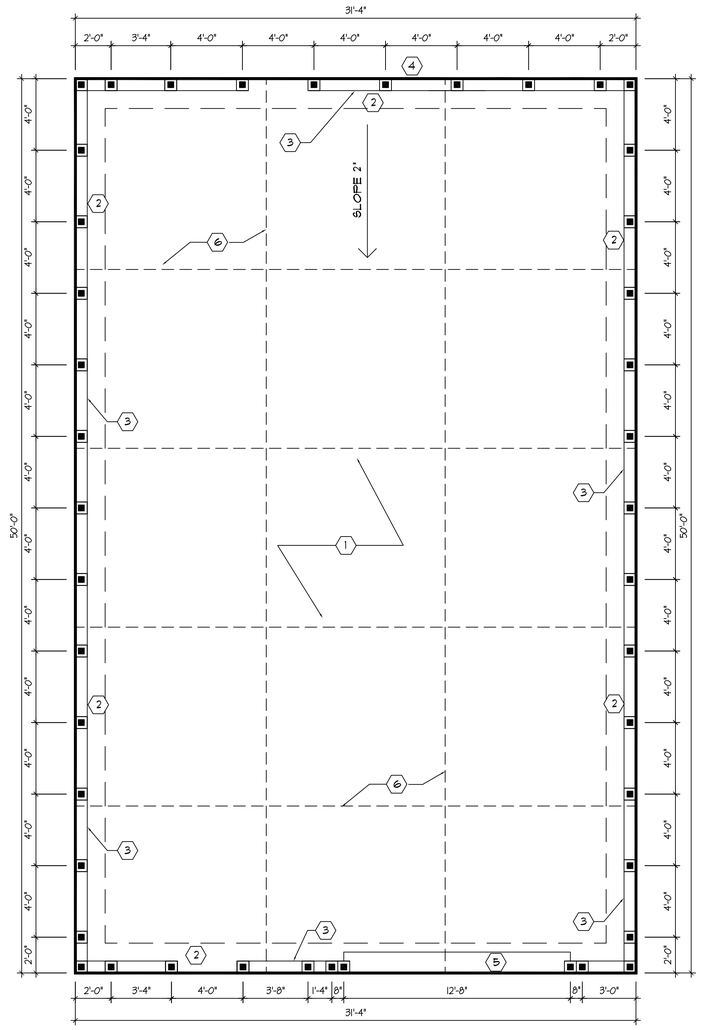

FOUNDATION PLAN

SCALE 1/4" = 1'-0"

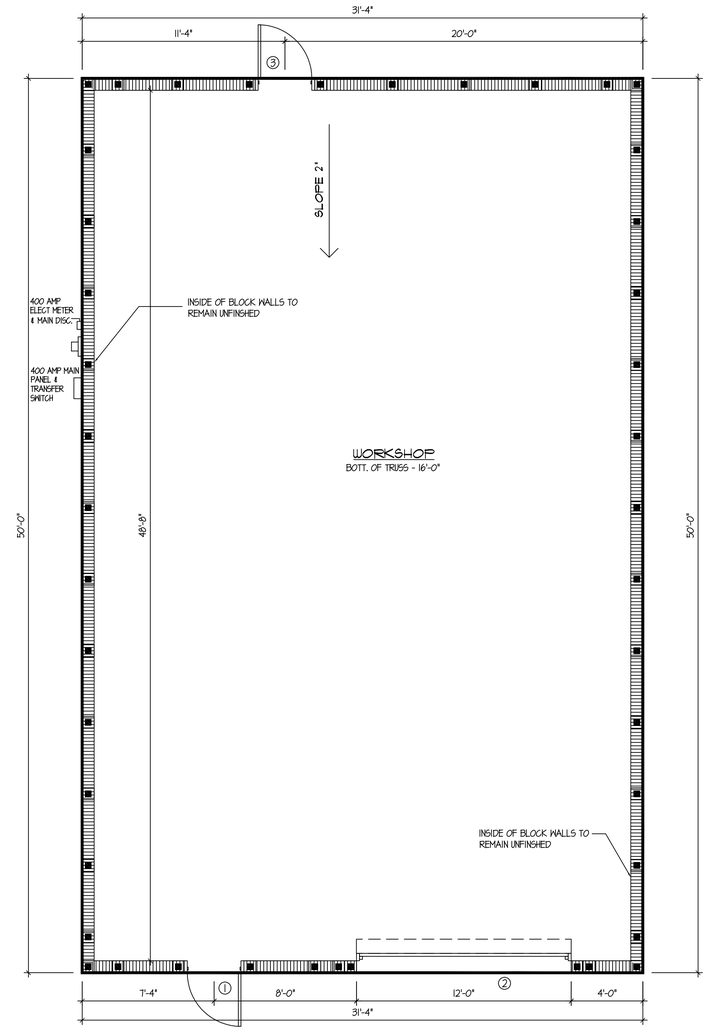

FLOOR PLAN

SCALE 1/4" = 1'-0"

AREA CALCULATIONS

TOTAL STORAGE AREA 1,567 SQ. FT.

EXTERIOR OPENING SCHEDULE

	ROUGH OPNG. SIZE			WIND PRESSURE		REMARKS
MARK	WIDTH	HEIGHT	TYPE	POS.	NEG.	
1	40"	82"	SOLID CORE PRE-HUNG DOOR	+38	-45	3'-0" X 6'-8" DOOR
2	144"	168"	ROLL UP DOOR	+31	-42	
3	40"	82"	SOLID CORE PRE-HUNG DOOR	+36	-40	3'-0" X 6'-8" DOOR

NOTE:- PRESSURE RATINGS REQUIRED FOR WINDOWS/ DOORS SHOWN HEREIN ARE BASED ON ASCE 7-10 COMPONENTS AND CLADDING - ASD DESIGN (0.6W) NO FURTHER REDUCTION IS ALLOWED

NOTES

CONTRACTOR TO VERIFY DIMENSIONS IN FIELD BEFORE BEGINNING CONSTRUCTION.

DO NOT SCALE DRAWINGS, GO BY DIMENSION ONLY.

CONCRETE TO BE A MIN. (fc=4,000 PSI FOR FLOOR SLAB).
(fc=4,000 PSI FOR COLUMNS).

DISCREPANCIES TO BE REPORTED TO DESIGNER IMMEDIATELY.

COLUMN/FOOTING SCHEDULE

1. 6" MONO. CONC. SLAB W/ 6" X 6" 10/10 WWM ON 6 MIL VISQUEEN ON TERMITE TREATED CLEAN SAND FILL
2. 20" WIDE X 16" DEEP (MIN. BELOW SLAB RECESS) CONC. FOOTING WITH 3 # 5 CONTINUOUS
3. 1-1/2" RECESS AT SLAB PERIMETER
4. 1 # 5 VERT. IN CONC FILLED CELL FOOTING TO BEAM (MAX. 4'-0" O.C.)
5. 1-1/2" DEEP X 14" WIDE RAIN RISER
6. SAWCUT SLAB 1" DEEP IN 10'-0" X 10'-0" AREAS WITHIN 24" HOURS OF POURING CONCRETE

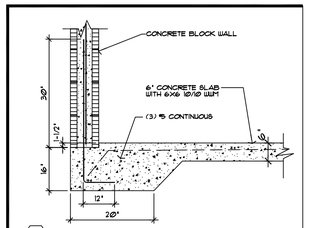

2 TYPICAL FOOTING

SCALE: 1/2"=1'-0"

WIND ENGINEERING/STRUCTURAL NOTES

REF:- 2023 FLORIDA BUILDING CODE 8TH EDITION

1.) WIND 112 MPH (3 SECOND GUST).

2.) WIND IMPORTANCE FACTOR - 1.0

3.) WIND EXPOSURE CATEGORY - 'B'

4.) INTERNAL PRESSURE COEFFICIENT - 0.18

5.) COMPONENTS AND CLADDING

ONE STORY
MEAN ROOF HEIGHT - 19'-6"

COMPONENTS AND CLADDING DESIGN PRESSURE 43PSF (WORSE CASE)

ROOF SHEATHING
USE 19/32" CDX PLYWOOD SHEATHING W/ 8d RING SHANK NAILS
4" O.C. PANEL EDGES
6" O.C. INTERMEDAITE SUPPORTS
4" O.C. AT GABLE ENDS

CONCRETE BLOCK
ALL MASONRY CELLS ADJACENT TO OPENINGS IN C.B.S. WALLS SHALL FULLY GROUTED AND CONTAIN #5 VERT. REBAR - SLAB TO BEAM

REVISIONS	BY

COPYRIGHT © 2024
THIS DRAWING IS AN INSTRUMENT OF SERVICE AND AS SUCH, REMAINS THE PROPERTY OF ARCHTYPE DESIGN, INC. PERMISSION FOR USE OR REPRODUCTION OF THIS DOCUMENT IN WHOLE OR IN PART IS LIMITED AND CAN BE EXTENDED ONLY BY WRITTEN AGREEMENT WITH THE OWNER, ARCHTYPE DESIGN, INC.

John T. Lamb
Digitally signed by John T. Lamb
Date: 2025.03.03 15:33:29 -05'00'

A NEW WORKSHOP FOR
ANDREW MYERS
108 SE TURTLE GLEN
LAKE CITY, FLORIDA.

ARCHTYPE DESIGN INC.
JOHN LAMB AA0003503
(904) 378-2040 AR0015890
5485 WILES ROAD SUITE 407
COCONUT CREEK, FL 33073

DRAWN	STEVE S.
CHECKED	JOHN L.
DATE	2-15-2024
SCALE	AS NOTED
JOB NO.	202-24
SHEET	A-1
	SITE PLAN FOUNDATION PLAN FLOOR PLAN
OF	4 SHEETS