

DATE 07/06/2009

Columbia County Building Permit
This Permit Must Be Prominently Posted on Premises During Construction**PERMIT**
000027927

APPLICANT BARBARA JOHNSTON PHONE 386.365.0898
ADDRESS 209 SW BOUNDARY WAY FT. WHITE FL 32038
OWNER CARLOS CASTELLON PHONE 752-4199
ADDRESS 152 NW OTTER COURT LAKE CITY FL 32055
CONTRACTOR LEWIS WALKER PHONE 386.497.1419
LOCATION OF PROPERTY 90W, TR ON EGRET, TL ON HARRIS LAKE, TL ON MALLARD,
TO OTTER, 2ND HOUSE ON RIGHT
TYPE DEVELOPMENT REROOF/SFD ESTIMATED COST OF CONSTRUCTION 17400.00
HEATED FLOOR AREA TOTAL AREA HEIGHT STORIES
FOUNDATION WALLS ROOF PITCH FLOOR
LAND USE & ZONING MAX. HEIGHT
Minimum Set Back Requirments: STREET-FRONT REAR SIDE
NO. EX.D.U. 1 FLOOD ZONE DEVELOPMENT PERMIT NO.

PARCEL ID 26-3S-16-02308-135 SUBDIVISION FAIRWAY VIEW
LOT 26/27 BLOCK PHASE UNIT 3 TOTAL ACRES 0.43

RC0067442
Culvert Permit No. Culvert Waiver Contractor's License Number Applicant/Owner/Contractor Barbara A. Johnston
EXISTING X-09-202 JLW n
Driveway Connection Septic Tank Number LU & Zoning checked by Approved for Issuance New Resident

COMMENTS: NOC ON FILE.Check # or Cash 2252**FOR BUILDING & ZONING DEPARTMENT ONLY**

(footer/Slab)

Temporary Power Foundation Monolithic
 date/app. by date/app. by date/app. by
Under slab rough-in plumbing Slab Sheathing/Nailing
 date/app. by date/app. by date/app. by
Framing Insulation
 date/app. by date/app. by
Rough-in plumbing above slab and below wood floor Electrical rough-in
 date/app. by date/app. by
Heat & Air Duct Peri. beam (Lintel) Pool
 date/app. by date/app. by date/app. by
Permanent power C.O. Final Culvert
 date/app. by date/app. by date/app. by
Pump pole Utility Pole M/H tie downs, blocking, electricity and plumbing
 date/app. by date/app. by date/app. by
Reconnection RV Re-roof
 date/app. by date/app. by date/app. by

BUILDING PERMIT FEE \$ 90.00 CERTIFICATION FEE \$ 0.00 SURCHARGE FEE \$ 0.00
MISC. FEES \$ 0.00 ZONING CERT. FEE \$ FIRE FEE \$ 0.00 WASTE FEE \$
FLOOD DEVELOPMENT FEE \$ FLOOD ZONE FEE \$ CULVERT FEE \$ **TOTAL FEE** 90.00
INSPECTORS OFFICE CLERKS OFFICE

NOTICE: IN ADDITION TO THE REQUIREMENTS OF THIS PERMIT, THERE MAY BE ADDITIONAL RESTRICTIONS APPLICABLE TO THIS PROPERTY THAT MAY BE FOUND IN THE PUBLIC RECORDS OF THIS COUNTY. AND THERE MAY BE ADDITIONAL PERMITS REQUIRED FROM OTHER GOVERNMENTAL ENTITIES SUCH AS WATER MANAGEMENT DISTRICTS, STATE AGENCIES, OR FEDERAL AGENCIES.

"WARNING TO OWNER: YOUR FAILURE TO RECORD A NOTICE OF COMMENCEMENT MAY RESULT IN YOUR PAYING TWICE FOR IMPROVEMENTS TO YOUR PROPERTY. IF YOU INTEND TO OBTAIN FINANCING, CONSULT WITH YOUR LENDER OR AN ATTORNEY BEFORE RECORDING YOUR NOTICE OF COMMENCEMENT."

EVERY PERMIT ISSUED SHALL BECOME INVALID UNLESS THE WORK AUTHORIZED BY SUCH PERMIT IS COMMENCED WITHIN 180 DAYS AFTER ITS ISSUANCE, OR IF THE WORK AUTHORIZED BY SUCH PERMIT IS SUSPENDED OR ABANDONED FOR A PERIOD OF 180 DAYS AFTER THE TIME THE WORK IS COMMENCED. A VALID PERMIT RECIEVES AN APPROVED INSPECTION EVERY 180 DAYS. WORK SHALL BE CONSIDERED NOT SUSPENDED, ABANDONED OR INVALID WHEN THE PERMIT HAS RECIEVED AN APPROVED INSPECTION WITHIN 180 DAYS OT THE PREVIOUS INSPECTION.

The Issuance of this Permit Does Not Waive Compliance by Permittee with Deed Restrictions.

Columbia County Building Permit Application

For Office Use Only Application # 090-05 Date Received 7/6 By JW Permit # 27927
 Zoning Official _____ Date _____ Flood Zone _____ Land Use _____ Zoning _____
 FEMA Map # _____ Elevation _____ MFE _____ River _____ Plans Examiner _____ Date _____
 Comments _____

☒ NOC ☒ EH ☐ Deed or PA ☐ Site Plan ☐ State Road Info ☐ Parent Parcel # _____
☐ Dev Permit # _____ ☐ In Floodway ☐ Letter of Auth. from Contractor ☐ F W Comp. letter
 IMPACT FEES: EMS _____ Fire _____ Corr _____ Road/Code _____
 School _____ = TOTAL 0

Septic Permit No. X-09-202 Fax 386-497-1419
 Name Authorized Person Signing Permit Barbara Johnston Phone 386-365-0898
 Address 209 SW Boundary Wy Ft White FL 32038
 Owners Name Carlos Castellon Phone 386-965-2194
 911 Address 152 NW Otter Ct Lake City FL 32055
 Contractors Name Lewis Walker Roofing Inc Phone 386-497-1419
 Address PO Box 82 Ft White FL 32038
 Fee Simple Owner Name & Address N/A
 Bonding Co. Name & Address N/A
 Architect/Engineer Name & Address N/A
 Mortgage Lenders Name & Address N/A

Circle the correct power company - FL Power & Light - Clay Elec. - Suwannee Valley Elec. - Progress Energy

Property ID Number 26-35-16-02308-135HX Estimated Cost of Construction 17,400.⁰⁰
 Subdivision Name Fairway View Lot 27 Block 26+ Unit 3 Phase _____
 Driving Directions Take us 90 W, Approx 3 miles, R on NW Commerce Dr, Commerce becomes NW Fairway Dr, R on Egret Rd, L on NW Harris Lake Dr, L on NW Mallard PL Stay straight to go onto NW Otter Ct - 2nd home on R
 Number of Existing Dwellings on Property _____

Construction of Re roof Shingles Brick Home Total Acreage .434 Lot Size _____
 Do you need a - Culvert Permit or Culvert Waiver or Have an Existing Drive Total Building Height _____
 Actual Distance of Structure from Property Lines - Front _____ Side _____ Side _____ Rear _____
 Number of Stories 1 Heated Floor Area 3883 Total Floor Area 5092 Roof Pitch 6/12

Application is hereby made to obtain a permit to do work and installations as indicated. I certify that no work or installation has commenced prior to the issuance of a permit and that all work be performed to meet the standards of all laws regulating construction in this jurisdiction.

Columbia County Building Permit Application

TIME LIMITATIONS OF APPLICATION: An application for a permit for any proposed work shall be deemed to have been abandoned 180 days after the date of filing, unless such application has been pursued in good faith or a permit has been issued; except that the building official is authorized to grant one or more extensions of time for additional periods not exceeding 90 days each. The extension shall be requested in writing and justifiable cause demonstrated.

FLORIDA'S CONSTRUCTION LIEN LAW: Protect Yourself and Your Investment


According to Florida Law, those who work on your property or provide materials, and are not paid-in-full, have a right to enforce their claim for payment against your property. This claim is known as a construction lien. If your contractor fails to pay subcontractors or material suppliers or neglects to make other legally required payments, the people who are owed money may look to your property for payment, even if you have paid your contractor in full. This means if a lien is filed against your property, it could be sold against your will to pay for labor, materials or other services which your contractor may have failed to pay.

NOTICE OF RESPONSIBILITY TO BUILDING PERMITEE:

YOU ARE HEREBY NOTIFIED as the recipient of a building permit from Columbia County, Florida, you will be held responsible to the County for any damage to sidewalks and/or road curbs and gutters, concrete features and structures, together with damage to drainage facilities, removal of sod, major changes to lot grades that result in ponding of water, or other damage to roadway and other public infrastructure facilities caused by you or your contractor, subcontractors, agents or representatives in the construction and/or improvement of the building and lot for which this permit is issued. No certificate of occupancy will be issued until all corrective work to these public infrastructures and facilities has been corrected.

WARNING TO OWNER: YOUR FAILURE TO RECORD A NOTICE OF COMMENCEMENT MAY RESULT IN YOU PAYING TWICE FOR IMPROVEMENTS TO YOUR PROPERTY. A NOTICE OF COMMENCEMENT MUST BE RECORDED AND POSTED ON THE JOB SITE BEFORE THE FIRST INSPECTION. IF YOU INTEND TO OBTAIN FINANCING, CONSULT WITH YOUR LENDER OR ATTORNEY BEFORE RECORDING YOUR NOTICE OF COMMENCEMENT.

OWNERS CERTIFICATION: I hereby certify that all the foregoing information is accurate and all work will be done in compliance with all applicable laws and regulating construction and zoning. I further understand the above written responsibilities in Columbia County for obtaining this Building Permit.


Owners Signature

CONTRACTORS AFFIDAVIT: By my signature I understand and agree that I have informed and provided this written statement to the owner of all the above written responsibilities in Columbia County for obtaining this Building Permit.



Contractor's Signature (Permitee)

Contractor's License Number RC0062442
Columbia County
Competency Card Number 5883

Affirmed under penalty of perjury to by the Contractor and subscribed before me this 24 day of June 2009.
Personally known ☒ or Produced Identification _____


State of Florida Notary Signature (For the Contractor)

SEAL:



NOTICE OF COMMENCEMENT FORM
COLUMBIA COUNTY, FLORIDA

THE UNDERSIGNED hereby gives notice that improvement will be made to certain real property, and in accordance with Chapter 713, Florida Statutes, the following information is provided in this Notice of Commencement.

Tax Parcel ID Number 26-35-16-02308-135 HX

1. Description of property: (legal description of the property and street address or 911 address)

St 2 Lot 26 & Lot 27 Fairway view Unit 3
ORR 648-618, 691-712

Inst: 200912011130 Date 7/6/2009 Time: 1:11 PM
DC, P. DeWitt Cason, Columbia County Page 1 of 1 B: 1176 P: 1375

2. General description of Improvement: Re roof

3. Owner Name & Address Carlos Castellon 152 NW Otter Ct
Lake City FL 32055 Interest in Property owner

4. Name & Address of Fee Simple Owner (if other than owner): NIA

5. Contractor Name Lewis Walker Roofing Inc Phone Number 386 497-1419
Address PO Box 82 Ft White FL 32038

6. Surety Holders Name NIA Phone Number NIA
Address NIA

Amount of Bond NIA

7. Lender Name NIA Phone Number NIA
Address NIA

8. Persons within the State of Florida designated by the Owner upon whom notices or other documents may be served as provided by section 718.13 (1)(a) 7; Florida Statutes:

Name NIA Phone Number NIA

Address NIA

9. In addition to himself/herself the owner designates NIA of

NIA to receive a copy of the Lienor's Notice as provided in Section 713.13 (1) -

(a) 7. Phone Number of the designee NIA

10. Expiration date of the Notice of Commencement (the expiration date is 1 (one) year from the date of recording, (Unless a different date is specified) _____

NOTICE AS PER CHAPTER 713, Florida Statutes:

the owner must sign the notice of commencement and no one else may be permitted to sign in his/her stead.

[Signature]
Signature of Owner

Sworn to (or affirmed) and subscribed before
day of 30th June, 2009

NOTARY STAMP/SEAL



[Signature]

[illegible]



BCIS Home Log In User Registration Hot Topics Submit Surcharge Stats & Facts Publications FBC Staff BCIS Site Map Links Search



Product Approval
USER: Public User

Product Approval Menu > [Product or Application Search](#) > [Application List](#)

Search Criteria

[Refine Search](#)

Code Version	2007	FL#	ALL
Application Type	ALL	Product Manufacturer	Owens Corning
Category	ALL	Subcategory	ALL
Application Status	ALL	Compliance Method	ALL
Quality Assurance Entity	ALL	Quality Assurance Entity Contract Expired	ALL
Product Model, Number or Name	ALL	Product Description	ALL
Approved for use in HVHZ	ALL	Approved for use outside HVHZ	ALL
Impact Resistant	ALL	Design Pressure	ALL
Other	ALL		

Search Results - Applications

FL#	Type	Manufacturer	Validated By	Status
FL4842-R1 History	Revision	Owens Corning Category: Panel Walls Subcategory: Siding	John W. Knezevich, PE (954) 772-6224	Approved
FL9777-R1 History	Affirmation	Owens Corning Category: Roofing Subcategory: Underlayments	Robert J. M. Nieminen, PE (203) 262-9245	Approved
FL10674-R1 History	Revision	Owens Corning Category: Roofing Subcategory: Asphalt Shingles	Robert J. M. Nieminen, PE (203) 262-9245	Approved
FL10674-R2	Revision	Owens Corning Category: Roofing Subcategory: Asphalt Shingles	Robert J. M. Nieminen, PE (203) 262-9245	Pending FBC Approval
FL10758	New	Owens Corning Category: Roofing Subcategory: Roofing Accessories that are an Integral Part of the Roofing System	Robert J. M. Nieminen, PE (203) 262-9245	Approved
FL12090	New	Owens Corning Category: Exterior Doors Subcategory: Exterior Door Assembly Products Introduced as a Result of New Technology	John W. Knezevich, PE (954) 772-6224	Approved
FL12091	New	Owens Corning Category: Windows Subcategory: Products Introduced as a Result of New Technology	John W. Knezevich, PE (954) 772-6224	Approved
FL12221	New	Owens Corning Category: Roofing Subcategory: Roofing Accessories that are an Integral Part of the Roofing System	Robert J. M. Nieminen, PE (203) 262-9245	Approved
FL12536	New	Owens Corning Category: Roofing Subcategory: Underlayments	Robert J. M. Nieminen, PE (203) 262-9245	Approved
FL12816	New	Owens Corning Category: Roofing Subcategory: Roofing Accessories that are an Integral Part of the Roofing System	Jeremy T. DeWitt, P.E. (203) 262-9245	Applied For

[DCA Administration](#)

Department of Community Affairs
Florida Building Code Online
Codes and Standards
2555 Shumard Oak Boulevard
Tallahassee, Florida 32399-2100
(850) 487-1824, Fax (850) 414-8436

© 2000-2005 The State of Florida. All rights reserved. [Copyright and Disclaimer](#)

Product Approval Accepts:

PRODUCT SPECIFICATION – OAKRIDGE® PRO 30™ AR

Section 0731 | Fiber glass-based Asphalt Shingles.

PART 1 – GENERAL

Related Sections

- A. Rough Carpentry Section 06100.
- B. Roof and Deck Insulation Section 07240 for insulation placed over roof decking.

Notes to Specifier:

1. Underlayment and shingles installed directly over roof insulation or similar type decks is not approved.
 2. Roof deck must be dry, minimum 25/32" thick, maximum 6" wide boards, or APA rated sheathing (exposure 1): minimum 3/8" plywood, minimum 7/16" oriented strand board or waferboard. Consult your Owens Corning representative for other approved constructions.
 3. Ventilation under roof deck must meet FHA Minimum Property Standards.
- C. Flashing and Sheet Metal: Section 07600. For snow guards, metal flashing and drip edges, including step-type flashing installed with shingles.
 - D. Roof Accessories: Section 07800.
Accessories.
 1. RAFT-R-MATE® UL® Listed
 2. Soffits
 3. VentSure® Ventilation Products
 4. Hip & Ridge Shingles
 5. WeatherLock®

References

Standards and Building Codes

- A. ASTM D 224 -Standard Specification for Smooth-Surfaced Asphalt Roll Roofing.
- B. ASTM D 226 – Standard Specification for Asphalt-Saturated Organic Felt used in Roofing and Waterproofing.
- C. ASTM D 3018 – Standard Specification for Class A Shingles Surfaced with Mineral Granules.
- D. ASTM D 3161 – Standard Test Method for Wind-Resistance of Asphalt Shingles (Fan-Induced Method).
- E. ASTM D 3462 – Standard Specification for Asphalt Shingles Made from Glass felt and Surfaced with Mineral Granules.
- F. ASTM D 4586 – Standard Specification for Asphalt Roof Cement, Asbestos –Free.
- G. ASTM D 4869 – Standard Specification for Asphalt –Saturated Organic Felt Shingle Underlayment Used in roofing.
- H. ASTM D 6757 - Standard Specification for Inorganic Underlayment for Use with Steep Slope Roofing
- I. ASTM E 108 – Standard Test Methods for Fire Tests of Roof Coverings.

Waterproofing Underlayment

Owens Corning waterproofing underlayment “WeatherLock” self-adhesive waterproofing underlayment, fiber glass reinforced with SBS modified asphalt, UL Listed.

1. WeatherLock® Mat,
2. WeatherLock® G
3. WeatherLock® P

Asphalt Felt Underlayment

Non-perforated, [Type I, No. 15] [Type II, no. 30], asphalt saturated felt complying with ASTM D 226, ASTM D 4869 or ASTM D 6757.

Asphalt Roofing Cement

ASTM D 4869 Type I or II Standard Specification for Asphalt Roof Cement, Asbestos-Free.

Hip & Ridge Shingles

Owens Corning Hip and Ridge shingles of same background color as field of roof.

Hip & Ridge Product Specification:

	High Ridge Hip & Ridge
Nominal Size:	12”x 12”
Exposure:	8”
Pieces per Carton:	32
Lineal Feet per Carton:	21.3 ft.

Fasteners

All fasteners must be driven flush with the shingle surface and penetrate at least 3/4” into the wood deck. Where the deck is less than 3/4” thick, the fastener should be long enough to penetrate fully and extend at least 1/8” through the roof deck.

Owens Corning recommends the use of nails as the preferred method of attaching shingles to wood decking or other nailable substrates. If staples are used they must be, corrosion resistant, zinc-coated, 16-gauge minimum with minimum 15/16” crown width. Staples must be long enough to penetrate at least 3/4” into solid decking, or extend a minimum of 1/8” through the APA-rated sheathing.

PART 3 – EXECUTION

Examination

Prior to starting work, examine all roof decks on which work is to be applied for defects in materials and workmanship which may be detrimental to the proper installation or long-term performance of the shingles.

Installation

Installation shall be in accordance with the Guide to Installing Asphalt Roofing Shingles published by Owens Corning and your local building codes.

Product styles and colors change over time, for current selection of products and colors in your area, please contact your Owens Corning representative.

Owens Corning strives to accurately reproduce the images of shingles in this literature. However, due to manufacturing variances, the limitation of graphic reproduction and the variation in natural exterior lighting, actual shingle colors, and granule blends may vary from the images you see reproduced in this literature. For this reason, it is important to see an actual roofing sample or actual products installed on a home before making final color selection.

Available in the following plant service areas: Atlanta, Jacksonville, Jessup South

* See actual warranty for complete details.

Quality Assurance

- A. Shingles shall carry Underwriter's Laboratories Labels:
 - 1. UL® 790, Class A Fire Resistance
 - 2. UL® 997, Wind Resistance
 - 3. ASTM D3462
- B. Install shingles to meet requirements of published Owens Corning instructions.

Submittals

- A. Manufacturer color sample showing full range of colors available for specified products.
- B. Product literature and recommended installation procedures.
- C. Owens Corning Limited Warranty *

Delivery, Storage, and Handling

- A. Deliver materials to site in manufacturer's unopened bundles with labels intact and legible.
- B. Handle and store materials on site to prevent damage. Store in a covered ventilated area at a maximum temperature of 110°F.
- C. Do not stack product more than 2 pallets high. If stacking 2 pallets high, use separator boards to protect the shingles below.
- D. Roof Top Loading: Lay shingle bundles flat. Do not bend over the ridge.

Project Conditions

- A. Proceed with installing shingles only when weather is appropriate for a quality installation.
- B. Do not install underlayment or shingles on wet surfaces.

Warranty

- A. Materials: Owens Corning 30-year Limited Warranty* terms and conditions apply.

PART 2 – PRODUCTS

Asphalt Shingles

Owens Corning Oakridge® PRO 30™ AR fiber glass-based asphalt shingles complying with ASTM specifications E 108 Class A or UL 790 Class A, D 3462, D 3161, D228 or UL 997, D 3018 Type 1. State of Florida Approved.

Oakridge® PRO 30™ AR Shingle Product Specification

Nominal Size:	13 1/4" x 38 3/4"
Exposure:	5 5/8"
Shingles per Square:	66
Bundles per Square:	3 bundles of 22 shingles
Coverage per Square:	99.9 sq. ft.

Ventilation

Owens Corning VentSure® Products

- 1. Rigid Roll Ridge Vent with Weather PROtector™
- 2. VentSure Rigid Strip Ridge Vent
- 3. VentSure Roof vents
- 4. VentSure™ Gable vents VentSure Undereave vents
- 5. VentSure Miniature vents
- 6. VentSure Foundation vents.

LETTER OF AUTHORIZATION


Date: 07/03/09

Columbia County Building Department
P.O. Drawer 1529
Lake City, FL 32056

I Lewis Walker, License No. RC0067442 do hereby
Authorize Barbara Johnston to pull and sign permits on my
behalf.

Sincerely,

[Signature]



Sworn to and subscribed before me this 03 day of July, 2007

Notary Public: Erin E. Crosby

My commission expires: August 12, 2011

Personally Known ☒

Produced Valid Identification: _____

Revised: 3/2006