Revision Schedule		
Revision Number	Revision Description	Revision Date
1	UPDATED LOFT AREA	9/17/20

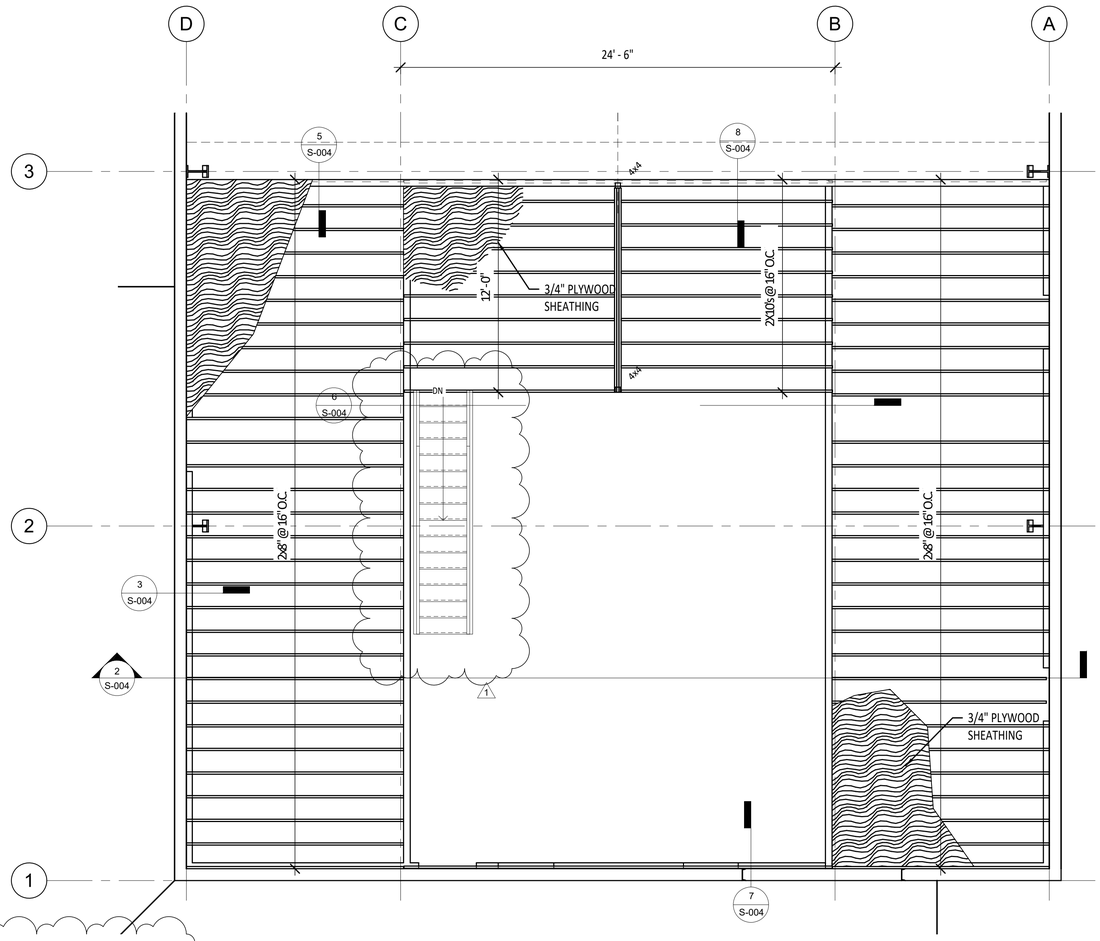

1 CEILING FRAMING PLAN
1/4" = 1'-0"

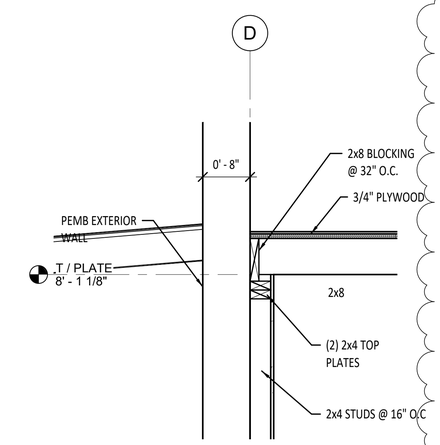

3 DETAIL - CEILING CONNECTION 1/6
1" = 1'-0"

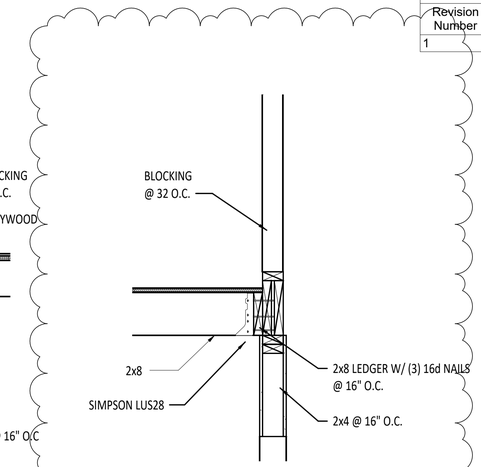

4 DETAIL - CEILING CONNECTION 2/6
1" = 1'-0"

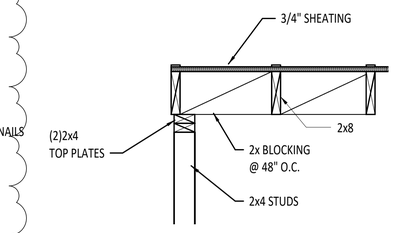

5 DETAIL - CEILING CONNECTION 3/6
1" = 1'-0"

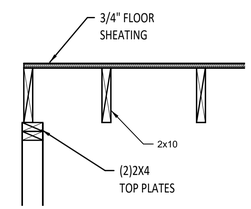

8 DETAIL - CEILING CONNECTION 4/6
1" = 1'-0"

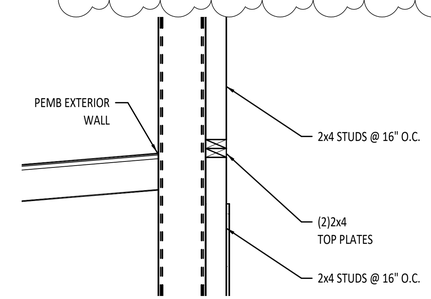

7 DETAIL - CELING CONNECTION 5/6
1" = 1'-0"

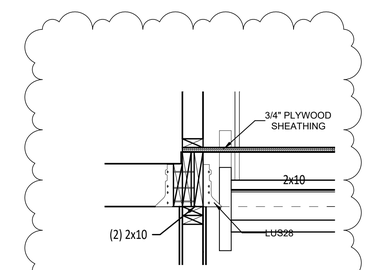

9 DETAIL - CEILING CONNECTION 6/6
1" = 1'-0"

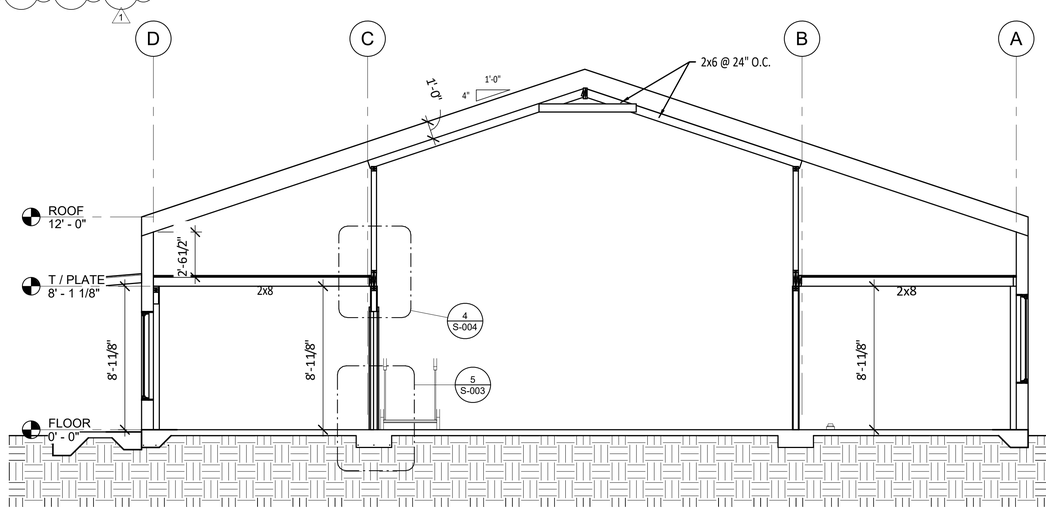

2 SECTION @ CEILING JOISTS
1/4" = 1'-0"

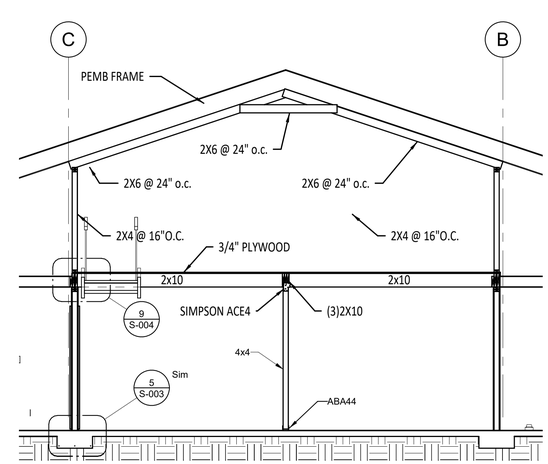

6 SECTION LOFT
1/4" = 1'-0"

9/17/2020 2:54:22 PM
email: ggill@gillengineeringservices.com

PRINTED COPIES OF THE DOCUMENT ARE NOT CONSIDERED SIGNED AND SEALED AND THE SIGNATURE MUST BE VERIFY ON ANY ELECTRONIC COPIES

Digitally signed by Gary Gill
Date: 2020.09.17 14:56:31 -04'00'
Adobe Acrobat version: 2020.012.20043

GARY GILL LICENSE No 51942 STATE OF FLORIDA PROFESSIONAL ENGINEER

GRAHAM RESIDENCE

COLUMBIA COUNTY, FL

COLUMBIA CONSTRUCTION & MAINTENANCE, INC

DRAWN BY:	GG	
CHKD BY:	GG	
APPRD BY:	GG	

GILL ENGINEERING SERVICES, INC
AUTH # 30824
GARY GILL PE #51942
426 SW COMMERCE DR 130-M
LAKE CITY, FL 32025 386-590-1242

CEILING FRAMING PLAN

1945-063	DWG #: S-004	REV #: 1