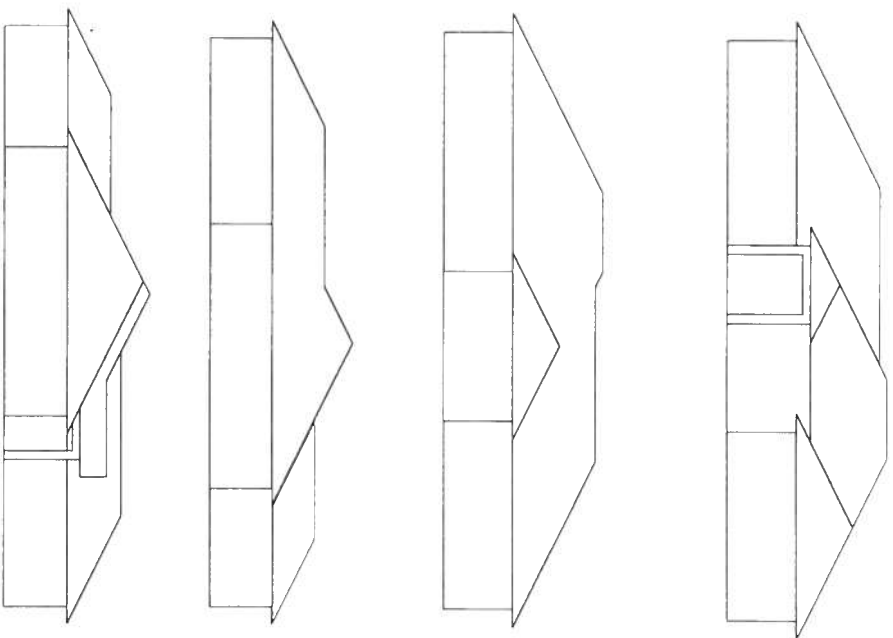




A 3D line drawing of a complex, multi-faceted geometric object, possibly a sculpture or architectural model. The object is composed of several rectangular and triangular planes meeting at sharp angles. It has a large, central rectangular block with a smaller, triangular prism attached to its top. To the right, there is a smaller, rectangular block. Below the main block, there is a smaller, rectangular block with a triangular prism attached to its top. The entire object is rendered in a simple, wireframe style with no shading or texture.



BEARING HEIGHT SCHEDULE	
	8'-0"
	9'-6"

1) REFER TO HD 91 (RECOMMENDATIONS FOR HANDLING INSTALLATION AND TEMPORARY BRACING) REFER TO ENGINEERED DRAWINGS FOR PERMANENT BRACING REQUIRED

- [illegible]

SHOP DRAWING APPROVAL

THIS LATOIT IS THE SOLE SOURCE FOR FABRICATION OF TID5555 AND VODS. ALL PREVIOUS ARCHITECTURAL OR OTHER TID5555 LATOITS, REVER AND APTONAL OF THIS LATOIT MUST BE REJECTED BEFORE ANY TID5555 WILL BE BUILT. VODS WILL CONDITIONS TO MAKE AGAINST CHANGES THAT WILL RESULT IN EXTRA CHARGES TO YOU.

Requested Priority Date _____

Approved by: _____
Date: _____



PHONE 904-437-3349 FAX 904-437-3994

PHONE 904-772-6100 FAX 904-772-1973

PHONE 904-755-6894 FAX 904-755-7973

PHONE 407-322-0059 FAX 407-322-5553

BUILDER
GIEBIG HOMES

CANNON CREEK PLACE LOT 11

ST JOHNS 4-BDRM

11-15-07	K.L.H.	IL260939
----------	--------	----------