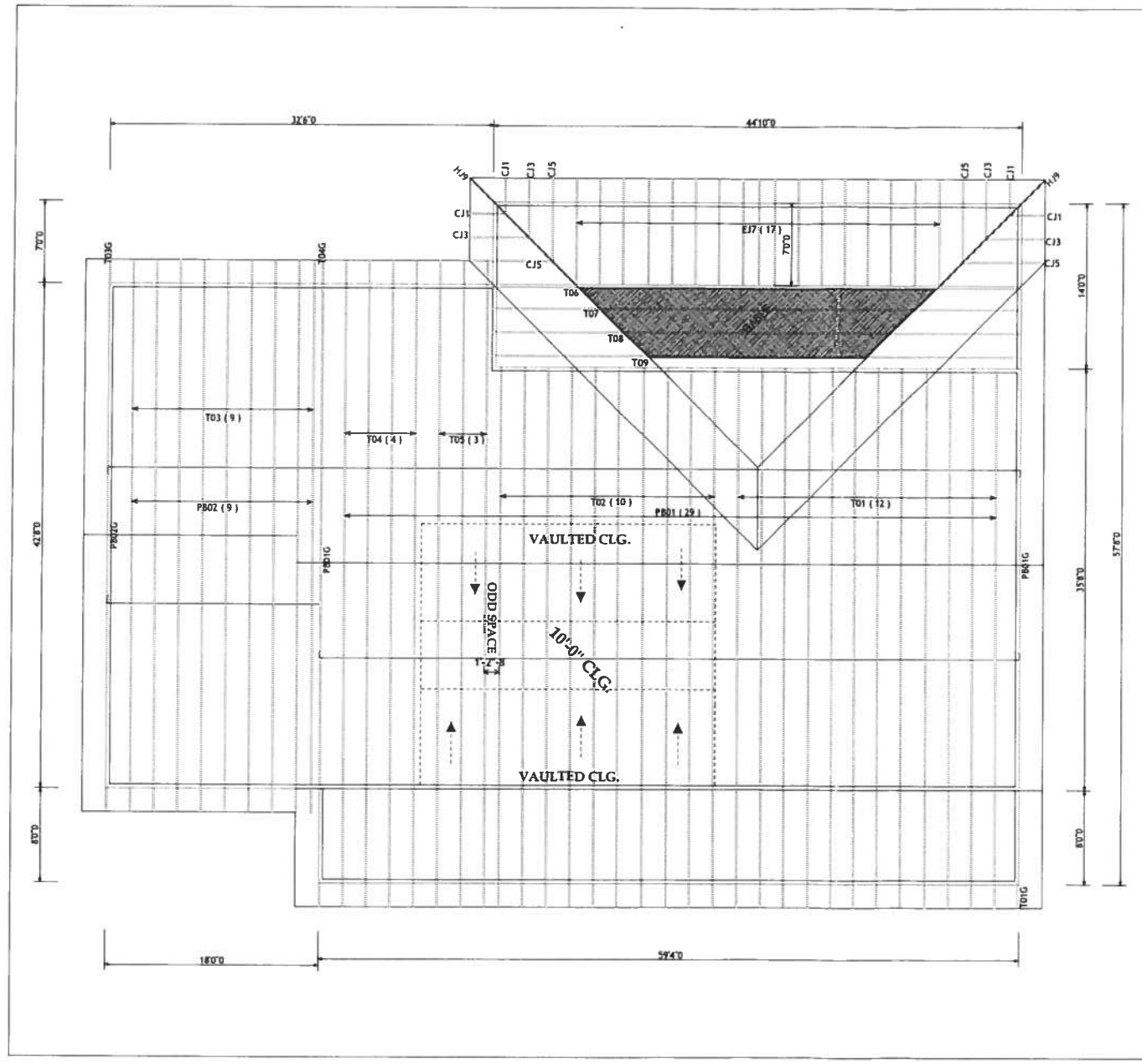

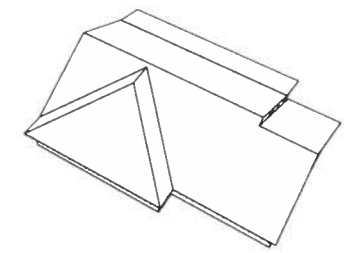

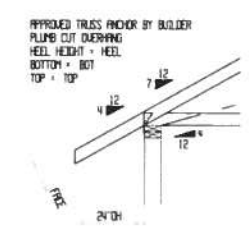

TRUSS END DETAIL

BEARING HEIGHT SCHEDULE

8'-0"

OVERHANG
2'-0"

ROOF PITCH(S)
7/12 & 4/12

NOTES:

1) REFER TO HIB-91 (RECOMMENDATIONS FOR HANDLING INSTALLATION AND TEMPORARY BRACING) REFER TO ENGINEERED DRAWINGS FOR PERMANENT BRACING REQUIRED

2) ALL TRUSSES (INCLUDING TRUSSES UNDER VALLEY FRAMING) MUST BE COMPLETELY DECKED OR REFER TO DETAIL V105 FOR ALTERNATE BRACING REQUIREMENTS.

3) ALL VALLEYS ARE TO BE CONVENTIONALLY FRAMED BY BUILDER.

4) ALL TRUSSES ARE DESIGNED FOR 2' o.c. MAXIMUM SPACING UNLESS OTHERWISE NOTED

5) ALL WALLS SHOWN ON PLACEMENT PLAN ARE CONSIDERED TO BE LOAD BEARING UNLESS OTHERWISE NOTED.

6) ST42 TRUSSES MUST BE INSTALLED WITH THE TOP BEING UP

7) ALL ROOF TRUSS HANGERS TO BE SIMPSON H5526 UNLESS OTHERWISE NOTED ALL FLOOR TRUSS HANGERS TO BE SIMPSON THA422 UNLESS OTHERWISE NOTED

8) BEAM/HEADER/LINTEL (BOM) TO BE FURNISHED BY BUILDER.

SHOP DRAWING APPROVAL

THIS LAYOUT IS THE SOLE SOURCE FOR FABRICATION OF TRUSSES AND TRUMPS ALL PREVIOUS ARCHITECTURAL OR OTHER TRUSS LAYOUTS. REVIEW AND APPROVAL OF THIS LAYOUT MUST BE RECEIVED BEFORE ANY TRUSSES WILL BE BUILT. VERIFY ALL CONDITIONS TO INSURE AGAINST CHANGES THAT WILL RESULT IN EXTRA CHARGES TO YOU.

Expected Delivery Date _____

Approved by: _____ Date: _____

Builders FirstSource

Dunnell
PHONE: 904-437-3549 FAX: 904-437-3994

Jacksonville
PHONE: 904-772-6100 FAX: 904-772-1973

Lake City
PHONE: 386-755-6894 FAX: 386-755-7873

Sanford
PHONE: 407-322-0059 FAX: 407-322-9993

BUILDER	DON REED CONST.
LEGAL ADDRESS	COLUMBIA, FL
MODEL	CUSTOM
REVISION	
SCALE	NTS
DATE	10/04/07
DRAWN BY	A MONDRAGON
JOB #	L256777