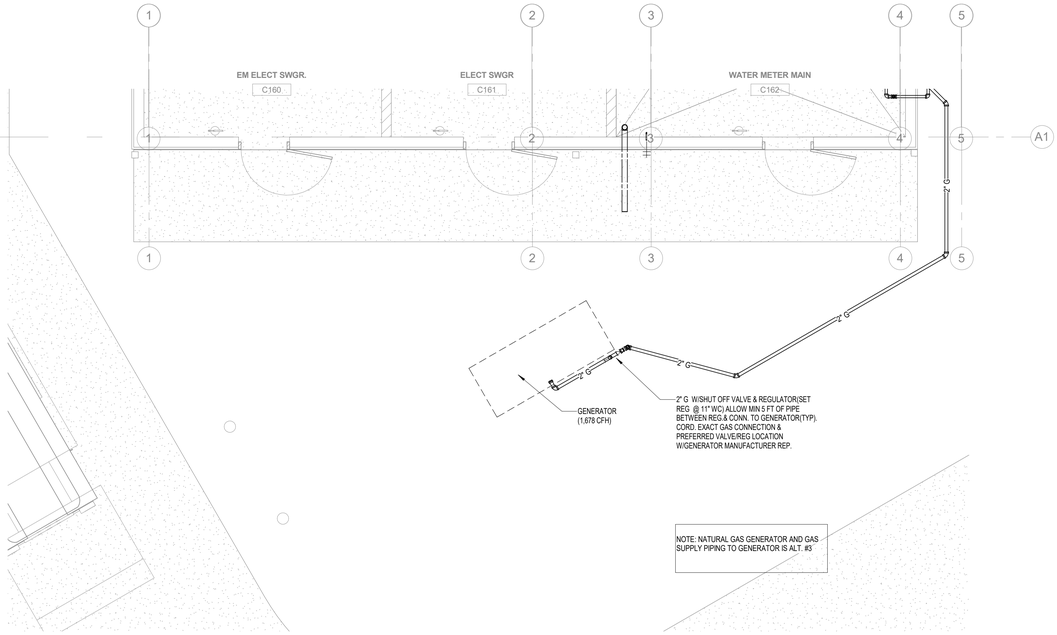

NOTE: NATURAL GAS GENERATOR AND GAS SUPPLY PIPING TO GENERATOR IS ALT. #3

7 ENLARGED PLUMBING PLAN - UTILITY YARD
Scale: 1/4" = 1'-0"

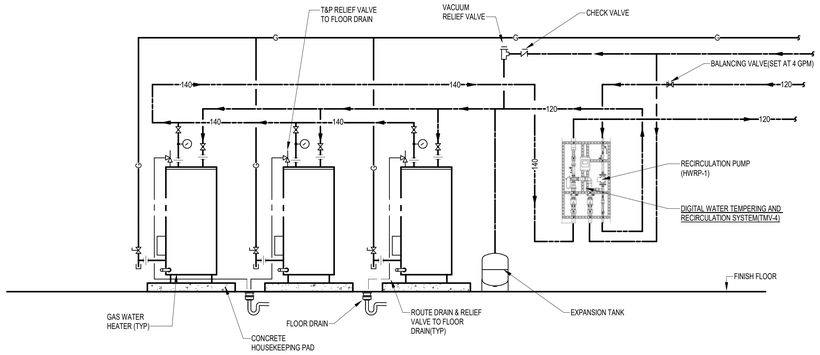

DOMESTIC WATER HEATING SYSTEM
No Scale

1

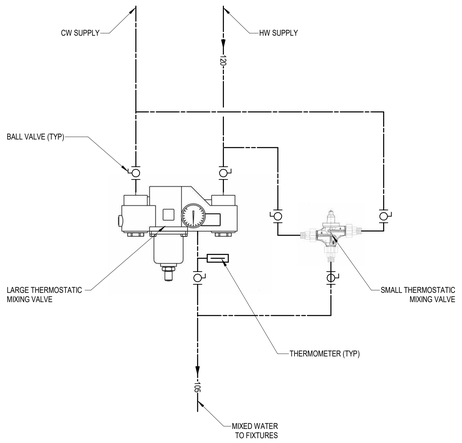

THERMOSTATIC MIXING VALVE(HI-LOW)
No Scale

4

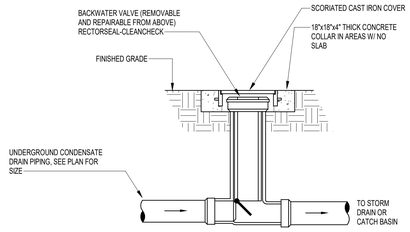

BACKWATER VALVE
No Scale

2

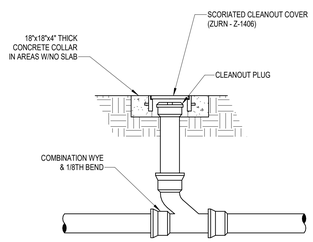

EXTERIOR CLEANOUT
No Scale

6

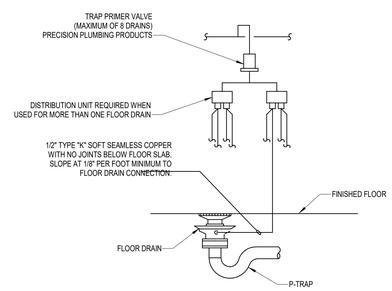

TRAP PRIMER
No Scale

5

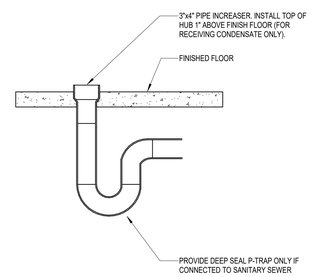

HUB DRAIN
No Scale

3

Dewberry
800 North Magnolia Ave.
Suite 1000, Orlando, FL
32803-3251
t +1 407.843.5120
f +1 407.649.8664

Ajax
10365 Hood Road South Suite 203
Jacksonville, FL 32257
t +1 904-262-8660
f +1 904-262-8623

TLC ENGINEERING SOLUTIONS
Copyright 2020
255 S. Orange Avenue
Suite 1600
Orlando, FL 32801
P 407.841.9050
COA 15
www.tlcengineers.com
TLC No.:120018
THINK. LISTEN. CREATE.

Professional Seals

Christopher J. Floegel, P.E.
State of Florida
Professional Engineer
License No. 84276

This item has been electronically signed and sealed by the individual named above, using a dated Digital Signature in the space below, per F.A.C. Rule 61G15-23.004. Printed copies of this document are not considered signed and sealed, and the signature must be verified on any electronic copies.

Christopher Floegel

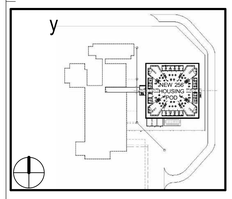

SCALE As indicated

No.	Description	Date
	ISSUED FOR PERMIT	7-24-20

REVISIONS

DRAWN BY	D PETERSON
APPROVED BY	F ROBERTSON
CHECKED BY	F GARDNER
DATE	JULY 24, 2020

TITLE
PLUMBING DETAILS

PROJECT NO. 50101397

P-701
SHEET NO.

DESTROY AFTER USE