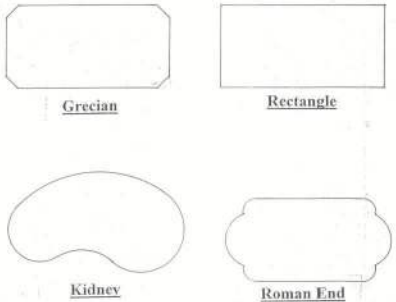

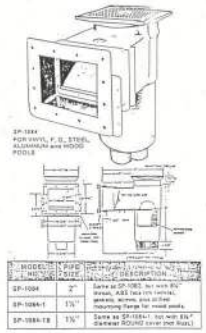

1. SKIMMER TO BE NSF APPROVED
2. SKIMMER TO HAVE A MIN. FLOW RATE OF 20 GPM
3. 1 SKIMMER REQD FOR EACH 600 S.F. OR FRACTION THEREOF OF WATER SURFACE AREA.

Skimmer Detail

Note: Anchor Bolts Through Base (1 ½" x 3/16" Tapcons) for Pool Pump & Filter

Pool Equipment Anchoring

N.T.S.



1. All Electrical to Comply With 2005 National Electrical Code.
2. 3- #12 Wire in ½" High Impact Sch. 40 PVC in Pool Area.
3. Ground All Boxes, Lights, Motor, Etc. W/ #8 Solid, Bare Copper.

Electrical Diagram

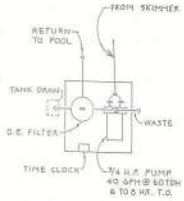

EQUIPMENT PLAN

N.T.S

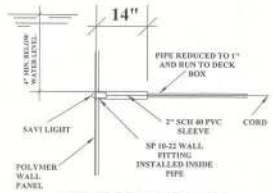

SAVI LIGHT DETAIL

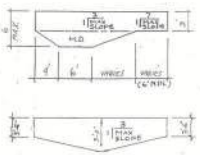

POOL PROFILES

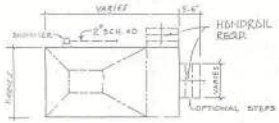

POOL PLAN

Type "O" Pool

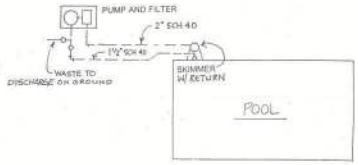

PLUMBING DIAGRAM - SCHEMATIC ONLY
Main Drain Locations
ALL MAIN DRAINS ARE TO BE LOCATED AT THE DEEPEST POINT OF POOL.

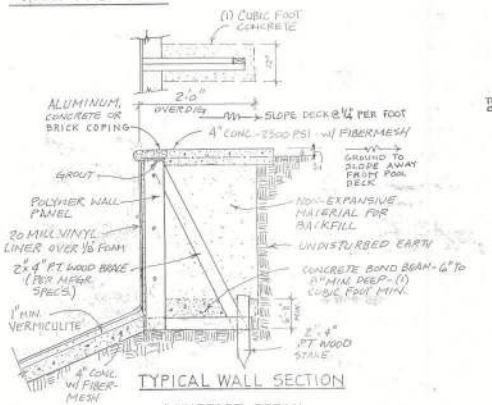

TYPICAL WALL SECTION

w/ SUPPORT DETAIL

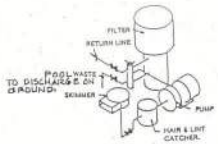

PIPING SCHEMATIC

NO SCALE

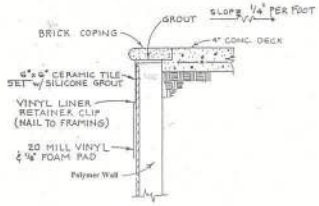

ALTERNATE DETAIL USING CERAMIC TILE

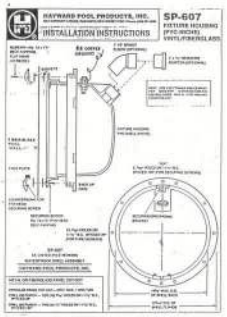

LIGHT DETAIL

N.T.S.

Pool Name	Size	Gallons	Perimeter	Depth
Grecian	13 x 24	9,0965	68	3' – 5'
	14 x 29	13,397	80	3' – 5-10"
	17 x 31	17,470	90	3' – 6'
Rectangle	13 x 24	9,335	74	3' – 5'
	15 x 29	14,642	86	3' – 6'
Kidney	14 x 25	8,752	68	3' – 5'
Roman End	18 x 37	19,388	98	3' – 6'
Grecian (Offset)	13 x 26	11,107	72	3' – 5'-10"

GENERAL NOTES:

1. ALL LIGHTS, LADDERS, HANDRAILS, REINFORCING STEEL SHALL BE GROUNDED PER CODE.
2. ALL BACKFILL TO BE CLEAN SAND, COMPACTED TO 95% MAX. DRY DENSITY IN 12" LIFTS.
3. ALL WOOD DESIGNATED TO DENSIFIED (LF 32) WITH CHROMATED COPPER ARSENATE.
4. ALL TOOLS TO BE TYPE "SP" - NO DIVING.
5. GRATE IN MAIN DRAIN SHALL HAVE A FREE AREA OF 4 TIMES THE AREA OF THE SUCTION LINE.
6. STEPS TO HAVE A 10" MINIMUM TREAD AND A 12" MAXIMUM RISER.
7. POOL TO BE FENCED PER LOCAL CODES.
8. GATES TO BE SELF-LATCHING, SELF-CLOSING AND LOCKABLE.
9. DESIGN, CONSTRUCTION AND WORKMANSHIP SHALL BE IN CONFORMITY WITH THE REQUIREMENTS OF ANSI/NSPI-5; ANSI/NSPI-6; ANSI/NSPI-8; ANSI/NSPI-9; AND ANSI/ASPSF/ICC-15 2011.
10. SPAS AND HEATED SWIMMING POOLS SHALL BE EQUIPPED WITH A COVER DESIGNED TO MINIMIZE HEAT LOSS. EXCEPTIONS: OUTDOOR POOLS DERIVING OVER 70 PERCENT OF THE ENERGY FOR HEATING FROM NON-DEPLETABLE ON-SITE RECOVERED SOURCES COMPUTED OVER AN OPERATING SEASON ARE EXEMPT FROM THIS REQUIREMENT.
11. ALL FEATURES OF THE POOL/SPA SHALL BE INSTALLED IN COMPLIANCE WITH THE 2010 FLORIDA BUILDING CODE - RESIDENTIAL, SECTION R4101-PRIVATE SWIMMING POOL AND LOCAL AMENDMENTS, IF ANY.
12. RESIDENTIAL SWIMMING POOL BORDER SHALL COMPLY WITH 2010 FLORIDA BUILDING CODE - RESIDENTIAL R4015.
13. SOIL STATEMENT - IN ACCORDANCE WITH FBC 2010 SECTION 1018, HYBE BEARING CAPACITY OF SOIL; BASED UPON RATIONAL ANALYSIS, THE IN-PLACE BEARING CAPACITY OF THE SOIL BENEATH THE POOL SHALL BE 350 PSF AND 2000 PSF FOR BELAYED STRUCTURES SHOWN WITHIN THESE PLANS AFTER EXCAVATION AND COMPACTION IN ACCORDANCE WITH CURRENT EDITION OF FBC. SHOULD ANY MUCK, MARL, OR OTHER ORGANIC SOILS BE DISCOVERED ON EXCAVATION, THEY SHOULD BE REMOVED BY THEIR ENTIRETY. ALL CONSTRUCTION SHALL STOP AND THE ENGINEER OF RECORD SHALL BE CONTACTED TO CONDUCT AN INSPECTION. STRUCTURAL ELEMENTS ARE DESIGNED WITH A REQUIRED BEARING CAPACITY AS STATED ABOVE, UNLESS OTHERWISE SPECIFIED. FIBERGLASS AND VINYL LINER POOLS REQUIRE 350 PSF SAFE BEARING CAPACITY UNLESS OTHERWISE SPECIFIED.
13. MINIMUM SOIL BEARING CAPACITY UNDER POOL SHALL BE 350 P.S.F.
14. POOL CONTRACTOR/OWNER BUILDER TO VERIFY ALL POOL DIMENSIONS, POOL LOCATION AND SETBACKS PRIOR TO CONSTRUCTION. (CONTACT ENGINEER IF ANY DISCREPANCIES OCCUR)
15. POOL PLANS ARE DESIGNED TO MEET THE 2010 FLORIDA BUILDING CODE - RESIDENTIAL-CHAPTER 41 SWIMMING POOLS-SECTION R4101.5.
16. ENTRAPMENT PROTECTION FOR SUCTION OUTLETS SHALL BE INSTALLED IN ACCORDANCE WITH REQUIREMENTS OF ANSI/ASPSF 7-2006 AND 2010 FBC W/ - RESIDENTIAL CHAPTER 41, SECTION R4101.5.

PLUMBING NOTES:

1. ALL PIPING, EQUIPMENT AND MATERIALS USED IN THE PLUMBING SYSTEM OF SWIMMING POOLS THAT ARE BUILT IN PLACE SHALL CONFORM TO THE 2010 FLORIDA RESIDENTIAL CODE, PLUMBING AND SECTION R4101- PRIVATE SWIMMING POOLS.
2. POOL PIPING SHALL BE DESIGNED SO THE WATER VELOCITY WILL NOT EXCEED 6 FT/SEC ON BRANCH SUCTION LINES, 8 FT/SEC. ON SUCTION LINES AND 10 FT/SEC. PRESSURE LINES.
3. VALVES SHALL BE MADE OF MATERIALS THAT ARE APPROVED IN THE FLORIDA BUILDING CODE, PLUMBING. VALVES LOCATED UNDER CONCRETE SLABS SHALL BE SET IN A PIT HAVING AT LEAST A DIMENSION OF FIVE DIAMETERS WITH A MINIMUM OF AT LEAST 10 INCHES AND FITTED WITH A SUITABLE COVER. ALL VALVES SHALL BE LOCATED WHERE THEY WILL BE READILY ACCESSIBLE FOR MAINTENANCE AND REMOVAL.
4. WHERE CHECK VALVES ARE INSTALLED, THEY SHALL BE OF THE SWING OR VERTICAL CHECK PATTERN.
5. ALL HEATERS SHALL BE EQUIPPED WITH AN APPROVED PERMANENT BY-PASS OR ANTI-SIPHON DEVICE INSTALLED TO PROVIDE A POSITIVE MEANS OF REPAPING WATER IN THE HEATER WHEN THE PUMP IS NOT IN OPERATION.
6. ALL POOL PIPING SHALL BE 1½" SCH. 40 PVC EXCEPT AS SHOWN AND SHALL BEAR THE B.S.F. SEAL OF APPROVAL.
7. THIS POOL/SPA IS DESIGNED TO WITHSTAND HYDROSTATIC UPLIFT FORCES WHEN EMPTY, FOR WATER TABLE UP TO 8'-0" BELOW POOL/SPA DECK ELEVATION. HOWEVER, DUE TO SEASONAL VARIATIONS IN THE WATER TABLE ELEVATIONS, ALL POOL/SPA SHALL BE FITTED WITH A HYDROSTATIC RELIEF VALVE.
8. WATER SUPPLY AND DISPOSAL SHALL BE ARRANGED SO THERE IS NO CROSS SECTION WITH A DOMESTIC WATER SUPPLY OF WATER DISPOSAL.
9. UNLESS AN APPROVED TYPE OF FILLING SYSTEM IS INSTALLED, ANY WATER SUPPLY WHICH IN THE JUDGEMENT OF THE ADMINISTRATIVE AUTHORITY MAY BE USED TO FILL THE POOL IF EQUIPPED WITH BACKFLOW PROTECTION. NO OVER-THE-RIM FILL SPOUT WILL BE ACCEPTED UNLESS LOCATED UNDER A DIVING BOARD, OR PROPERLY GUARDED.
10. ALL POOL/SPA PIPING SHALL BE INSPECTED AND APPROVED BEFORE COVERING OR CONCEALING. IT SHALL BE TESTED AND PROVED TIGHT TO THE SATISFACTION OF THE ADMINISTRATIVE AUTHORITY, UNDER A STATIC WATER TEST OR AIR PRESSURE TEST OF NOT LESS THAN 30 PSI FOR 15 MINUTES.
11. JOINTS AND CONNECTIONS SHALL BE MADE AS REQUIRED BY THE FLORIDA BUILDING CODE, PLUMBING.
12. ALL WATER HEATING EQUIPMENT SHALL BE INSTALLED WITH FLANGES OR UNION CONNECTION ADJACENT TO THE HEATER.
13. PURPLE PRIMER REQUIRED ON ALL PVC PIPING PER 2010 FLORIDA BUILDING CODE - 605.21.
14. GAS PIPING SHALL COMPLY WITH FLORIDA BUILDING CODE FUEL GAS. (SEPARATE PLANS AND PERMIT REQUIRED)
15. SWIMMING POOL/SPA WATER HEATERS SHALL BEAR THE LABEL OF A RECOGNIZED TESTING AGENCY.
16. HOSE BIBB WITH VACUUM BREAKER & HOSE SHALL BE USED FOR POOL MAKE-UP WATER SUPPLY.

POOL CONTRACTOR TO VERIFY ALL POOL DIMENSIONS, POOL LOCATION AND SETBACK PRIOR TO CONSTRUCTION.

SEP 23 2013
STEPHEN M. SINCLAIR, P.E.
FLORIDA LICENSE NO. 35631

STATE OF FLORIDA
STEPHEN M. SINCLAIR
No. 35631
PROFESSIONAL ENGINEER

CURTIS – SINCLAIR, INC.
8259 N. MILITARY TRAIL, SUITE 3
PALM BEACH GARDENS, FL 33418
PH. 561-630-8534 FAX 561-630-9557
C.O.A. No. 5725

DRAWN: W.J.C
CHECKED: S.M.S
DATE: 9-23-13
SCALE: NOTED
JOB NO.:
SHEET: 1 OF 1 SHEETS