

DATE 05/05/2006

Columbia County Building Permit

PERMIT

This Permit Expires One Year From the Date of Issue

000024469

APPLICANT ANITA TONETTI PHONE 752-4469

ADDRESS 307 NW SLAPPY DRIVE LAKE CITY FL 32025

OWNER ANITA TONETTI PHONE 752-4469

ADDRESS 120 NW HELEN DRIVE LAKE CITY FL 32055

CONTRACTOR STACY BECKHAM PHONE 352.745.2732

LOCATION OF PROPERTY 90-W TO LAKE CITY AVE,TR TO APPLE LN, TR ON DIVIDER,
2ND ON LEFT

TYPE DEVELOPMENT MH,UTILITY ESTIMATED COST OF CONSTRUCTION 0.00

HEATED FLOOR AREA TOTAL AREA HEIGHT STORIES

FOUNDATION WALLS ROOF PITCH FLOOR

LAND USE & ZONING RSF/MH2 MAX. HEIGHT

Minimum Set Back Requirments: STREET-FRONT 25.00 REAR 15.00 SIDE 10.00

NO. EX.D.U. FLOOD ZONE X DEVELOPMENT PERMIT NO.

PARCEL ID 34-3S-16-02509-001 SUBDIVISION HILL CIRCLE MHP

LOT 115 BLOCK PHASE UNIT TOTAL ACRES

IH0000512

Culvert Permit No. Culvert Waiver Contractor's License Number Applicant/Owner/Contractor

EXISTING 06-0124-N BK JH N

Driveway Connection Septic Tank Number LU & Zoning checked by Approved for Issuance New Resident

COMMENTS: ONE FOOT ABOVE THE ROAD

Check # or Cash 117

FOR BUILDING & ZONING DEPARTMENT ONLY

(footer/Slab)

Temporary Power date/app. by Foundation date/app. by Monolithic date/app. by

Under slab rough-in plumbing date/app. by Slab date/app. by Sheathing/Nailing date/app. by

Framing date/app. by Rough-in plumbing above slab and below wood floor date/app. by

Electrical rough-in date/app. by Heat & Air Duct date/app. by Peri. beam (Lintel) date/app. by

Permanent power date/app. by C.O. Final date/app. by Culvert date/app. by

M/H tie downs, blocking, electricity and plumbing date/app. by Pool date/app. by

Reconnection date/app. by Pump pole date/app. by Utility Pole date/app. by

M/H Pole date/app. by Travel Trailer date/app. by Re-roof date/app. by

BUILDING PERMIT FEE \$ 0.00 CERTIFICATION FEE \$ 0.00 SURCHARGE FEE \$ 0.00

MISC. FEES \$ 200.00 ZONING CERT. FEE \$ 50.00 FIRE FEE \$ 0.00 WASTE FEE \$

FLOOD DEVELOPMENT FEE \$ FLOOD ZONE FEE \$ 25.00 CULVERT FEE \$ TOTAL FEE 275.00

INSPECTORS OFFICE CLERKS OFFICE

NOTICE: IN ADDITION TO THE REQUIREMENTS OF THIS PERMIT, THERE MAY BE ADDITIONAL RESTRICTIONS APPLICABLE TO THIS PROPERTY THAT MAY BE FOUND IN THE PUBLIC RECORDS OF THIS COUNTY. AND THERE MAY BE ADDITIONAL PERMITS REQUIRED FROM OTHER GOVERNMENTAL ENTITIES SUCH AS WATER MANAGEMENT DISTRICTS, STATE AGENCIES, OR FEDERAL AGENCIES.

"WARNING TO OWNER: YOUR FAILURE TO RECORD A NOTICE OF COMMENCEMENT MAY RESULT IN YOUR PAYING TWICE FOR IMPROVEMENTS TO YOUR PROPERTY. IF YOU INTEND TO OBTAIN FINANCING, CONSULT WITH YOUR LENDER OR AN ATTORNEY BEFORE RECORDING YOUR NOTICE OF COMMENCEMENT."

This Permit Must Be Prominently Posted on Premises During Construction

PLEASE NOTIFY THE COLUMBIA COUNTY BUILDING DEPARTMENT AT LEAST 24 HOURS IN ADVANCE OF EACH INSPECTION, IN ORDER THAT IT MAY BE MADE WITHOUT DELAY OR INCONVENIENCE, PHONE 758-1008. THIS PERMIT IS NOT VALID UNLESS THE WORK AUTHORIZED BY IT IS COMMENCED WITHIN 6 MONTHS AFTER ISSUANCE.

The Issuance of this Permit Does Not Waive Compliance by Permittee with Deed Restrictions.

Left message

PERMIT APPLICATION / MANUFACTURED HOME INSTALLATION APPLICATION

For Office Use Only (Revised 6-23-05)

Zoning Official BLK 27446 Building Official OK JTH 4-17-06

AP# 0604-42 Date Received 4-17-06 By CH Permit # 24469

Flood Zone X Development Permit N/A Zoning RSP/MH-2 Land Use Plan Map Category Res. Low Dens

Comments Section 2.3.8 Replacing existing MH

FEMA Map# _____ Elevation _____ Finished Floor _____ River _____ In Floodway 117

☒ Site Plan with Setbacks Shown ☒ EH Signed Site Plan ☐ EH Release ☐ Well letter ☒ Existing well

☒ Copy of Recorded Deed or Affidavit from land owner ☐ Letter of Authorization from installer

PA site sheet

Property ID # 34-38-16-02509-001 Must have a copy of the property deed

New Mobile Home _____ Used Mobile Home Challenger Year 1984

Applicant Stacy Beckham Phone # 352-745-2738

Address 2609 SW Parker Ln.

Name of Property Owner Hill Circle MHP Lot 115 / Anita Tonetti Phone# _____

911 Address 120 NW Helen Dr. Lake City Fl 32055

Circle the correct power company - FL Power & Light - Clay Electric
(Circle One) - Suwannee Valley Electric - Progress Energy

Name of Owner of Mobile Home Hill Circle MHP Lot 115 Phone # _____
Address _____

Relationship to Property Owner Daughter

Current Number of Dwellings on Property 12 MH Peak

Lot Size _____ Total Acreage _____

Do you : Have an Existing Drive or need a Culvert Permit or a Culvert Waiver (Circle one)

Is this Mobile Home Replacing an Existing Mobile Home Yes

Driving Directions to the Property Hwy 90 West to Lake City Ave (R) to Apple Ln (R) to next corner on left.

Name of Licensed Dealer/Installer Stacy Beckham Phone # 352-745-2778

Installers Address 2609 SW Parker Ln. L.C. FL 32024

License Number JH0000512 Installation Decal # 295334

PERMIT WORKSHEET

PERMIT NUMBER

Installer

Steve Beckman

License #

27600512

Address of home being installed

Manufacturer

Challenger

Length x width

14x70

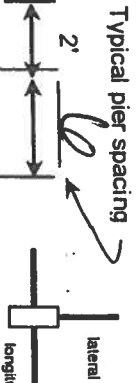
NOTE:

*if home is a single wide fill out one half of the blocking plan
if home is a triple or quad wide sketch in remainder of home*

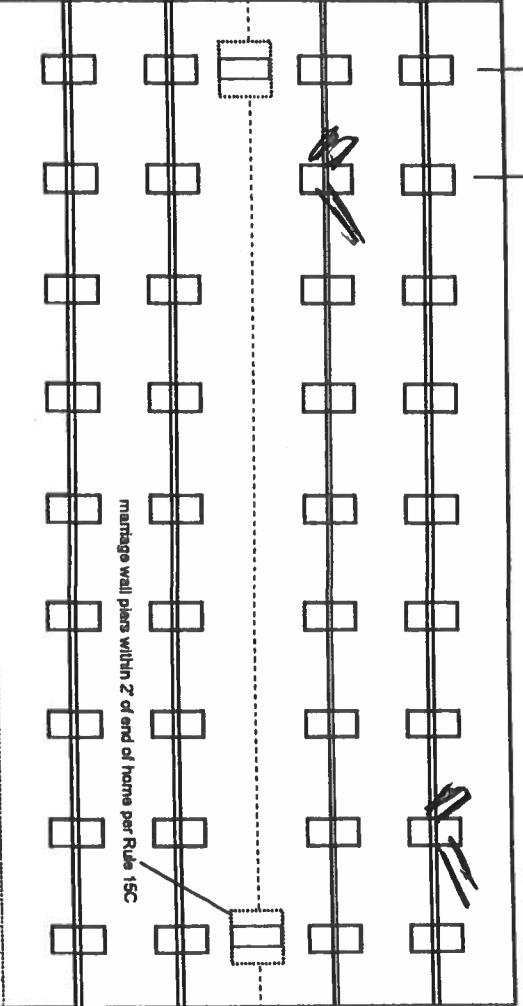
I understand Lateral Arm Systems cannot be used on any home (new or used) where the sidewall ties exceed 5 ft 4 in.

Installer's initials

SB



Show locations of Longitudinal and Lateral Systems (use dark lines to show these locations)



marriage wall piers within 2' of end of home per Rule 15C

New Home ☐

Used Home ☒

Home installed to the Manufacturer's Installation Manual

Home is installed in accordance with Rule 15-C

Single wide ☒

Wind Zone II ☒

Wind Zone III ☐

Double wide ☐

Installation Decal #

215394

Triple/Quad ☐

Serial #

02923

PIER SPACING TABLE FOR USED HOMES

Load bearing capacity (sq in)	Footer size (256)	18 1/2" x 18 1/2" (342)	20" x 20" (400)	22" x 22" (484)*	24" x 24" (576)*	26" x 26" (676)
1000 psf	3'	4'	5'	6'	7'	8'
1500 psf	4'6"	6'	7'	8'	8'	8'
2000 psf	6'	8'	8'	8'	8'	8'
2500 psf	7'6"	8'	8'	8'	8'	8'
3000 psf	8'	8'	8'	8'	8'	8'
3500 psf	8'	8'	8'	8'	8'	8'

* interpolated from Rule 15C-1 pier spacing table.

PIER PAD SIZES

I-beam pier pad size

17x22

Perimeter pier pad size

16x16

Other pier pad sizes (required by the mfg.)

Draw the approximate locations of marriage wall openings 4 foot or greater. Use this symbol to show the piers.



List all marriage wall openings greater than 4 foot and their pier pad sizes below.

Opening

Pier pad size

4 ft

5 ft

FRAME TIES

TIEDOWN COMPONENTS

Longitudinal Stabilizing Device (LSD)

Manufacturer

Longitudinal Stabilizing Device w/ Lateral Arms

Manufacturer

OTHER TIES

Sidewall

Longitudinal

Marriage wall

Shearwall

Numb

2

PERMIT NUMBER

PERMIT WORKSHEET

POCKET PENETROMETER TEST

The pocket penetrometer tests are rounded down to 1500 psf or check here to declare 1000 lb. soil without testing.

x 1500 x 1500 x 1500

POCKET PENETROMETER TESTING METHOD

1. Test the perimeter of the home at 6 locations.
2. Take the reading at the depth of the footer.
3. Using 500 lb. increments, take the lowest reading and round down to that increment.

x 1500 x 1500 x 1500

TORQUE PROBE TEST

The results of the torque probe test is 147 inch pounds or check here if you are declaring 5" anchors without testing. A test showing 275 inch pounds or less will require 4 foot anchors.

Note: A state approved lateral arm system is being used and 4 ft. anchors are allowed at the sidewalk locations. I understand 5 ft anchors are required at all centerline tie points where the torque test reading is 275 or less and where the mobile home manufacturer may requires anchors with 4000 lb. holding capacity.

Installer's initials

ALL TESTS MUST BE PERFORMED BY A LICENSED INSTALLER

Installer Name

Steve Pacheco

Date Tested

3-2-06

Electrical

Connect electrical conductors between multi-wide units, but not to the main power source. This includes the bonding wire between multi-wide units. Pg. 15C

Plumbing

Connect all sewer drains to an existing sewer tap or septic tank. Pg. 15C

Connect all potable water supply piping to an existing water meter, water tap, or other independent water supply systems. Pg. 15C

Site Preparation

Debris and organic material removed ☒ Swale ☐ Pad ☐ Other ☐

Fastening multi wide units

Floor:	Type Fastener:	Length:	Spacing:
Walls:	Type Fastener:	Length:	Spacing:
Roof:	Type Fastener:	Length:	Spacing:

For used homes a min. 30 gauge, 8" wide, galvanized metal strip will be centered over the peak of the roof and fastened with galv. roofing nails at 2" on center on both sides of the centerline.

Gasket (weatherproofing requirement)

I understand a properly installed gasket is a requirement of all new and used homes and that condensation, mold, mildew and buckled marriage walls are a result of a poorly installed or no gasket being installed. I understand a strip of tape will not serve as a gasket.

Installer's initials

Type gasket

Pg.

Installed:
Between Floors Yes
Between Walls Yes
Bottom of ridgebeam Yes

Weatherproofing

The bottomboard will be repaired and/or taped. Yes ☒ Pg. 15C
Siding on units is installed to manufacturer's specifications. Yes ☒
Fireplace chimney installed so as not to allow intrusion of rain water. Yes ☒

Miscellaneous

Skirting to be installed.	Yes	No	N/A	N/A
Dryer vent installed outside of skirting.	Yes			
Range downflow vent installed outside of skirting.	Yes			
Drain lines supported at 4 foot intervals.	Yes			
Electrical crossovers protected.	Yes			
Other:				

Installer verifies all information given with this permit worksheet is accurate and true based on the

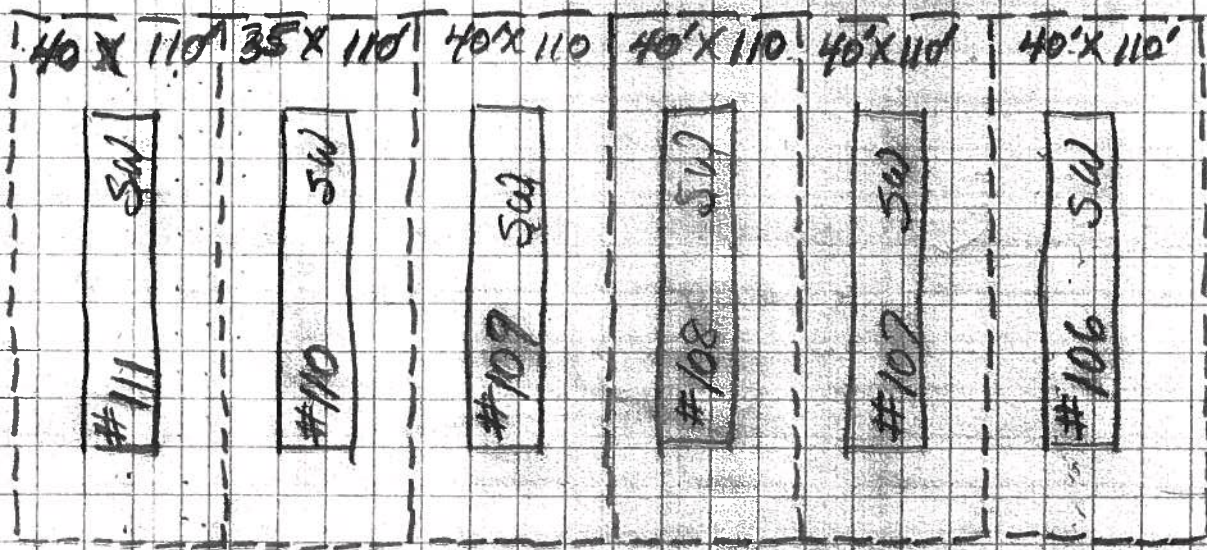
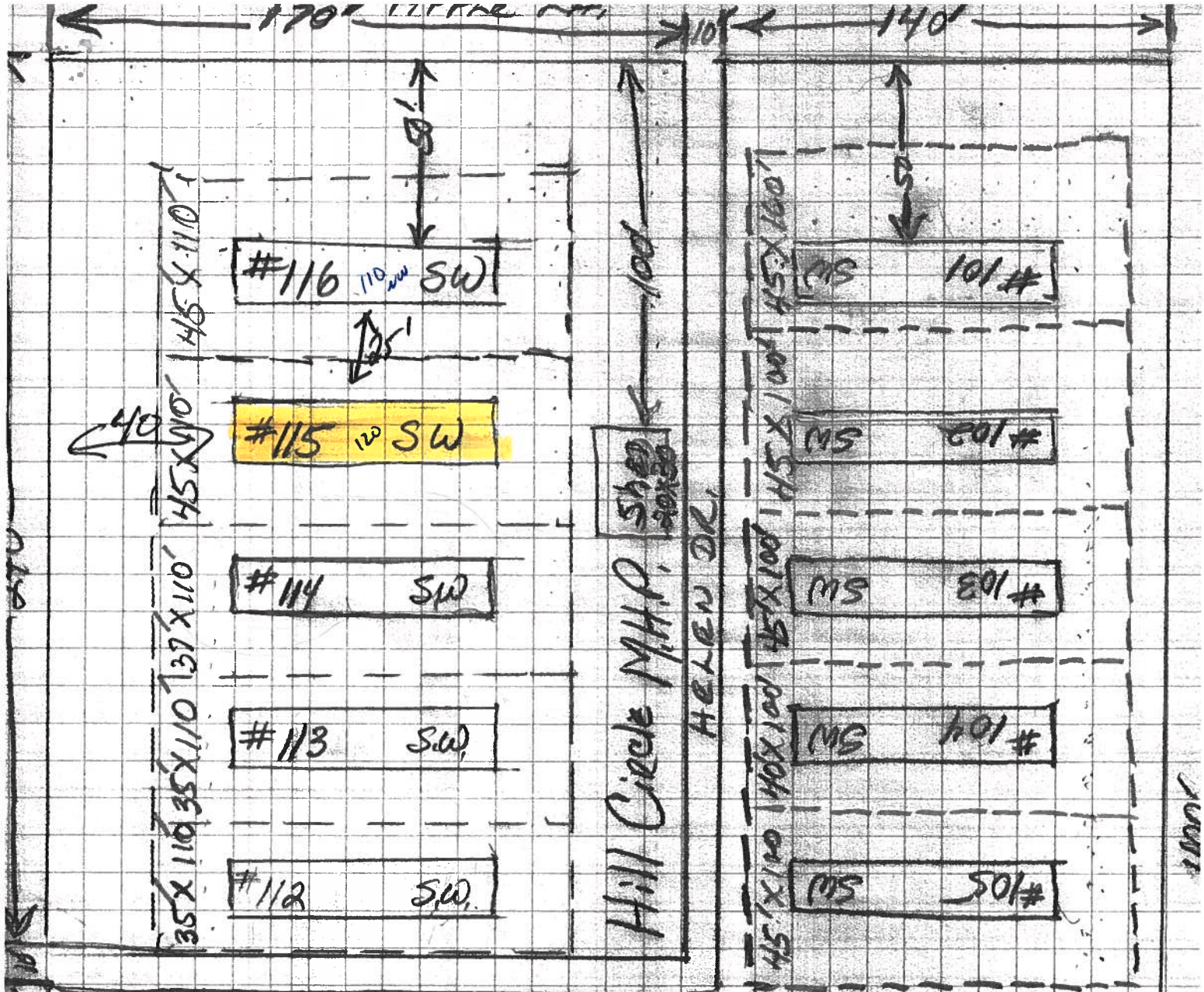
manufacturer's installation instructions and or Rule 15C-1 & 2

Installer Signature

[Signature]

Date

3-2-06



March 17, 2006

To whom it may concern,

A, Quilly Smith d/b/a Rott
Enterprises authorize Stacy Beckhorn
to place 2 mobile homes at my
park known as Hill Circle M/H Park.

Yours Truly,
Quilly Smith

F1=Task F2=ExTx F3=Exit F4=Prompt F11=Docs F10=GoTo PgUp/PgDn F24=More

CODE ENFORCEMENT
PRELIMINARY MOBILE HOME INSPECTION REPORT

DATE RECEIVED 3-7-06 BY DP IS THE M/H ON THE PROPERTY WHERE THE PERMIT WILL BE ISSUED? _____

OWNERS NAME Anita Tonetti PHONE _____ CELL _____

ADDRESS Circle Hill MH Park

MOBILE HOME PARK Circle Hill MH Park SUBDIVISION _____

DRIVING DIRECTIONS TO MOBILE HOME Lake City Ave / Rt Apple / Park on Left

MOBILE HOME INSTALLER Stacey Beckham PHONE 352-745-2739 CELL _____

MOBILE HOME INFORMATION

MAKE Challenger YEAR 84 SIZE 14 X 70 COLOR Brown

SERIAL No. 2973

WIND ZONE II Must be wind zone II or higher NO WIND ZONE I ALLOWED

INTERIOR: INSPECTION STANDARDS

(P or F) - P= PASS F= FAILED

/ SMOKE DETECTOR () OPERATIONAL () MISSING

/ FLOORS () SOLID () WEAK () HOLES DAMAGED LOCATION _____

/ DOORS () OPERABLE () DAMAGED

/ WALLS () SOLID () STRUCTURALLY UNSOUND

/ WINDOWS () OPERABLE () INOPERABLE

/ PLUMBING FIXTURES () OPERABLE () INOPERABLE () MISSING

/ CEILING () SOLID () HOLES () LEAKS APPARENT

/ ELECTRICAL (FIXTURES/OUTLETS) () OPERABLE () EXPOSED WIRING () OUTLET COVERS MISSING () LIGHT FIXTURES MISSING

EXTERIOR:

/ WALLS / SIDING () LOOSE SIDING () STRUCTURALLY UNSOUND () NOT WEATHERTIGHT () NEEDS CLEANING

/ WINDOWS () CRACKED/ BROKEN GLASS () SCREENS MISSING () WEATHERTIGHT

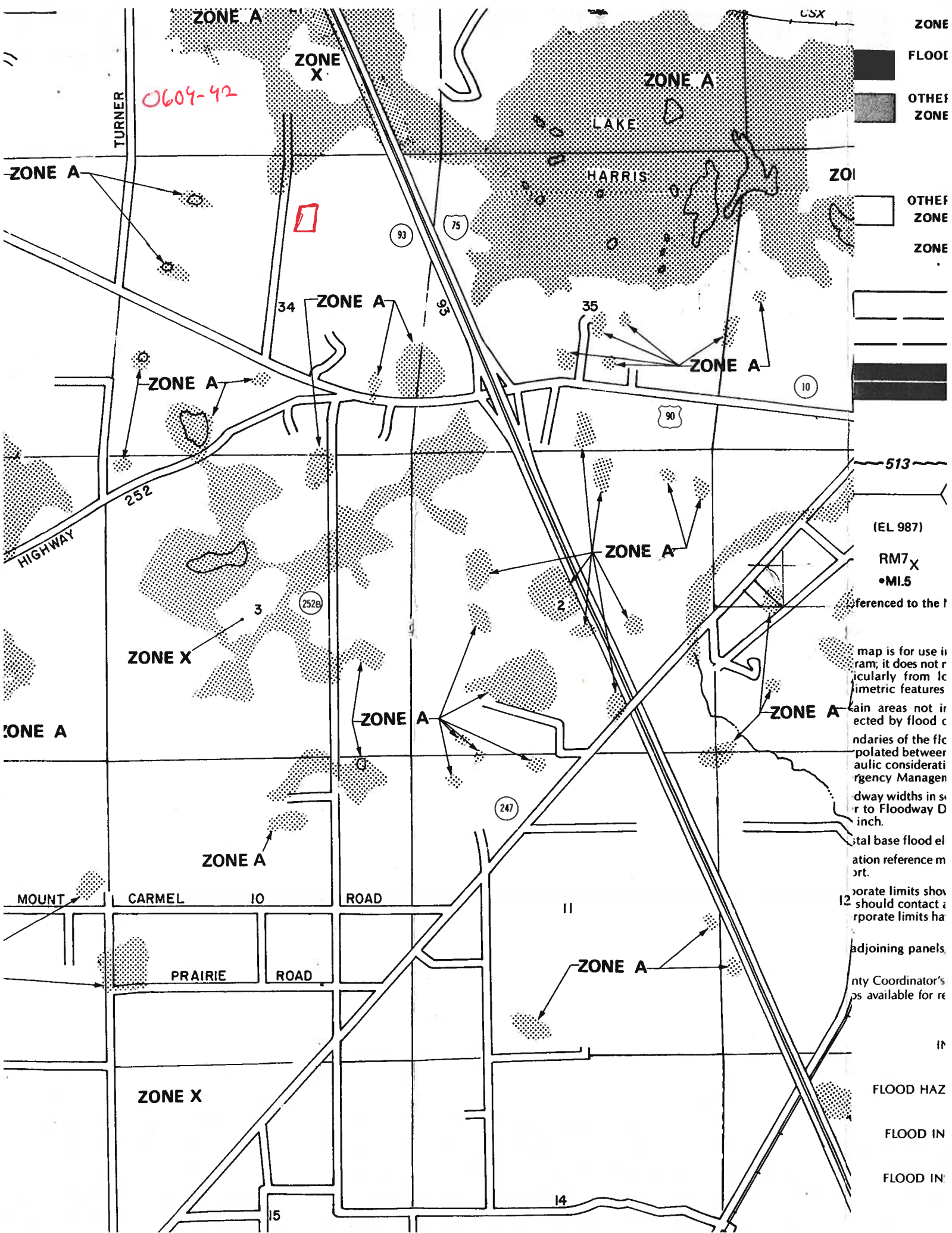
/ ROOF () APPEARS SOLID () DAMAGED

STATUS:

APPROVED / WITH CONDITIONS: _____

NOT APPROVED / NEED REINSPECTION FOR FOLLOWING CONDITIONS _____

SIGNATURE Dug RA ID NUMBER 306 DATE 3-16-06



0604-42

ZONE
FLOOD
OTHER
ZONE

OTHER
ZONE
ZONE

513
(EL 987)
RM7X
•MI.5
referred to the l

map is for use in
ram, it does not r
icularly from lo
metric features
ain areas not ir
ected by flood c
ndaries of the flc
polated between
aulic considerati
gency Managen
dway widths in s
r to Floodway D
inch.

ital base flood el
ation reference m
ort.

porate limits shou
should contact a
porate limits ha

adjoining panels.

nty Coordinator's
ps available for re

IF

FLOOD HAZ

FLOOD IN

FLOOD IN

I Stacy Beckham Authorize
Anita Tedetti to pick
up her permits for
Hill Circle MHP.

5/5/06

A handwritten signature in blue ink, consisting of several loops and a long horizontal stroke extending to the right.