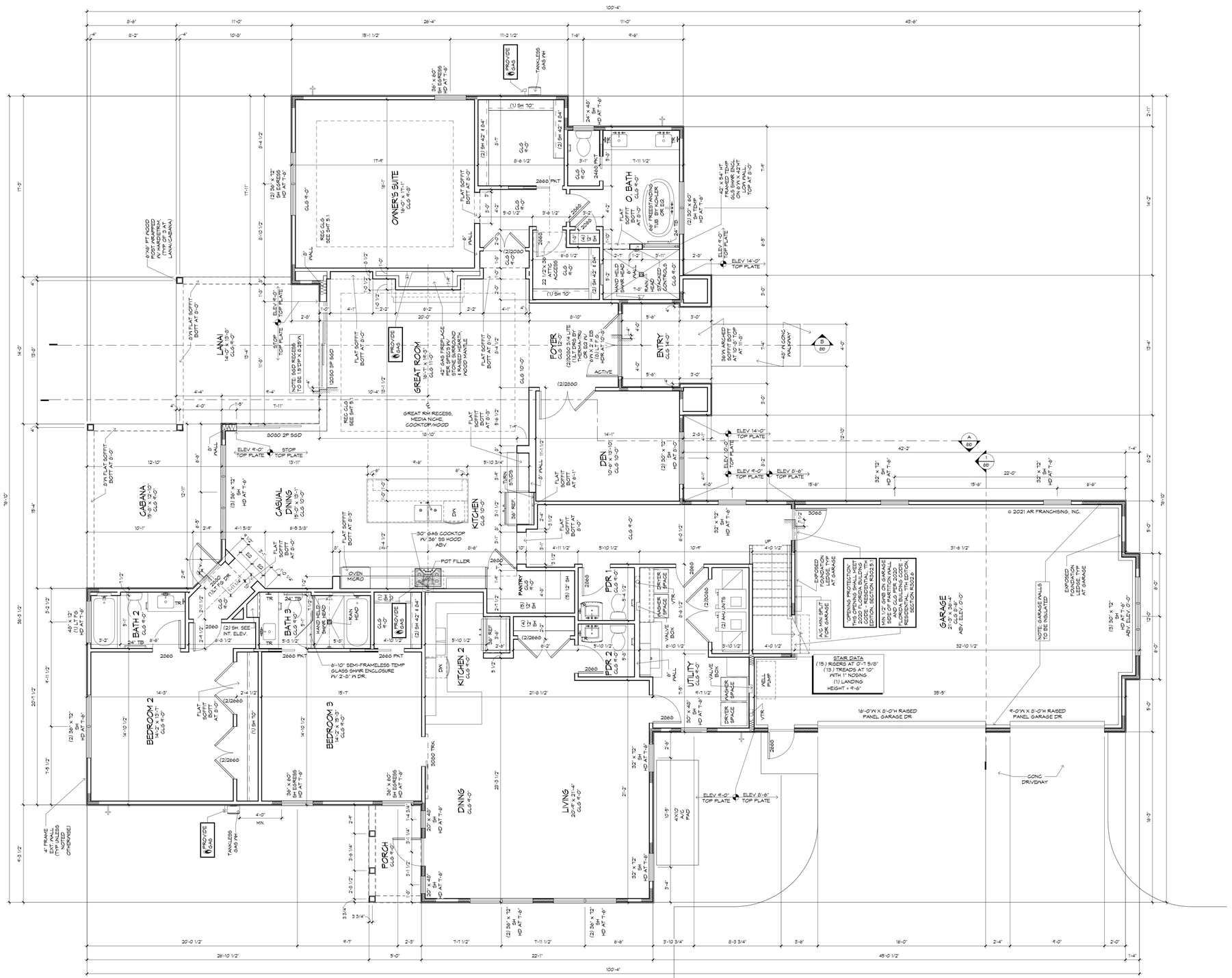

1st FLOOR PLAN

1/4" = 1'-0"

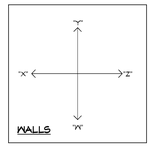

SQUARE FOOTAGES	
1ST FLOOR LIVING	3311
BONUS ROOM	356
ENTRY	53
GARAGE	736
LANAI/CABANA	357
PORCH	46
TOTAL	4916

SQUARE FOOTAGES TOTAL LIVABLE	
1ST FLOOR LIVING	3311
BONUS ROOM	356
TOTAL	3667

PROJECT NOTES:

NTERIOR WALL FINISH TO BE ORANGE PEEL WITH SQUARE CORNER BEAD.

INTERIOR CEILING FINISH TO BE A SINGLE KNOCKDOWN.

PROPANE GAS PACKAGE FOR COOKTOP AND HOT WATER HEATERS AND GAS FIREPLACE.

A 250 GALLON TANK WILL BE PROVIDED AND INSTALLED LOC. T.B.D.

ALLOWANCE FOR WELL, STEEL CASING WITH PUMP, HOLDING TANK, PERMIT AND ELECTRICAL HOOKUP, LOC. T.B.D.

HVAC - 15 SEER HEAT PUMP & STANDARD THERMOSTAT.

INSTALL A STANDARD N GROUND SEPTIC TANK WITH DRAIN FIELD, LOC. T.B.D.

(2) TANKLESS GAS HOT WATER HEATERS EXTERNAL MOUNT.

GENERAL NOTES:

DIMENSIONS ARE FROM FACE OF CMU TO EDGE OF STUD WALL, UNLESS OTHERWISE NOTED.

VERIFY ALL WINDOW AND DOOR ROUGH OPENINGS WITH MANUFACTURER SPECS. SEE PLAN FOR WINDOW HEADER HEIGHTS.

VERIFY DEPTH AND WIDTH OF SLAB RECESS AT ALL DOORS TO ACCOMMODATE PROPER ALIGNMENT WITH THRESHOLDS AND DOOR TRACKS WITH MANUFACTURER REQUIREMENTS IN RELATION TO FINISH FLOOR MATERIALS.

PROVIDE SOLID FILLED CONCRETE BLOCK AT ALL SHOWER SEATS.

SEE SHEET 6 FOR SPECIFIC ELEVATION DETAILS.

OUTDOOR LIVING PACKAGE BY OTHERS.

ARHOMES

COPYRIGHT
AR FRANCHISING INC.
ALL RIGHTS RESERVED

12/11/20	REV A
02/04/21	REV B

PLAN DISCLAIMER
THE PLANS AND SPECIFICATIONS ARE DESIGNED ONLY AS REPRESENTED IN THESE DRAWINGS (PLANS) BUT NOT FOR ANY STRUCTURAL INFORMATION INCLUDED OR OMITTED - THE BUILDER IS RESPONSIBLE FOR ALL STRUCTURAL INFORMATION AND MUST COMPLY WITH ALL APPLICABLE STATE, FEDERAL, STATE AND LOCAL BUILDING CODES OBTAINED, INCLUDING BUT NOT LIMITED TO THE FOLLOWING: FLORIDA RESIDENTIAL CODE, FLORIDA ENERGY CONSERVATION CODE, FLORIDA PROGRESS ENERGY "SOLAR READY" REQUIREMENTS, FLORIDA FIRE PREVENTION CODE, NATIONAL ELECTRICAL CODE, FLORIDA PLUMBING, FLAMING AND SHORELINE PROTECTION, AR FRANCHISING INC. IS NOT RESPONSIBLE FOR ANY ERRORS OR OMISSIONS CONTAINED IN THE PLANS. THE BUILDER IS RESPONSIBLE FOR ALL OF THESE DRAWINGS FOR OWNER, BUILDER, AND SUBCONTRACTORS ACKNOWLEDGE AND AGREE TO THIS DISCLAIMER.

THE LANCASTER 1752F - L - EVERETT APELT & JENNI JONES

BUILDER: BRYAN ZECHER HOMES, INC.
AN INDEPENDENTLY OWNED AND OPERATED FRANCHISE

1st FLOOR PLAN

PLAN PLAN 1752F-3W-19-01-GLST
1/4" = 1'-0"
SQ-2019-LOWES-B

5

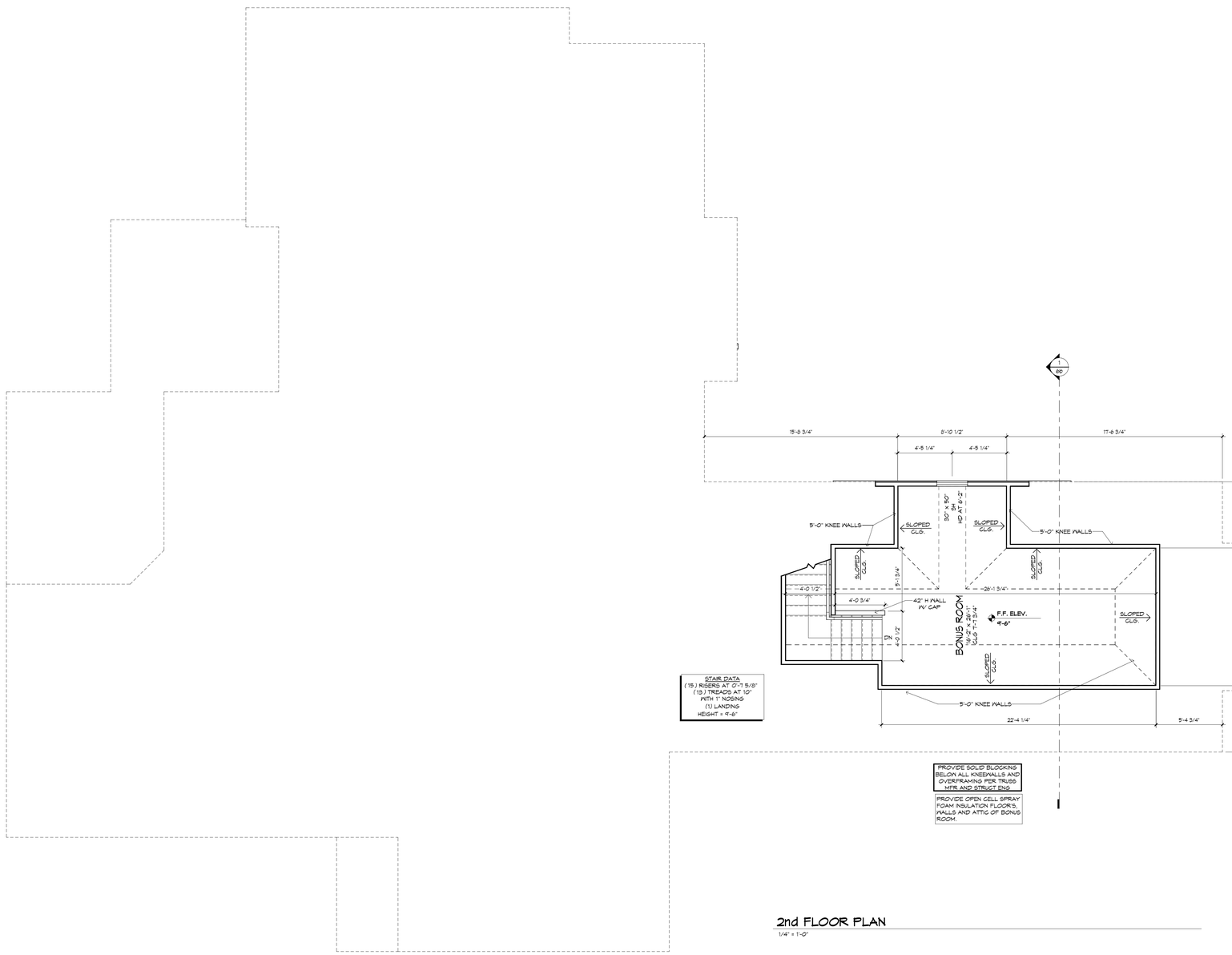

2nd FLOOR PLAN

1/4" = 1'-0"

PROJECT NOTES:

INTERIOR WALL FINISH TO BE ORANGE PEEL WITH SQUARE CORNER BEAD.

INTERIOR CEILING FINISH TO BE A SINGLE KNOCKDOWN.

PROPANE GAS PACKAGE FOR COOKTOP AND HOT WATER HEATERS AND GAS FIREPLACE.

A 250 GALLON TANK WILL BE PROVIDED AND INSTALLED LOC. T.B.D.

ALLOWANCE FOR WELL, STEEL CASING WITH PUMP, HOLDING TANK, PERMIT AND ELECTRICAL HOOKUP. LOC. T.B.D.

HVAC - 15 SEER HEAT PUMP & STANDARD THERMOSTAT.

INSTALL A STANDARD N GROUND SEPTIC TANK WITH DRAIN FIELD. LOC. T.B.D.

(2) TANKLESS GAS HOT WATER HEATERS EXTERNAL MOUNT.

GENERAL NOTES:

DIMENSIONS ARE FROM FACE OF CMU TO EDGE OF STUD WALL, UNLESS OTHERWISE NOTED.

VERIFY ALL WINDOW AND DOOR ROUGH OPENINGS WITH MANUFACTURER SPECS. SEE PLAN FOR WINDOW HEADER HEIGHTS.

VERIFY DEPTH AND WIDTH OF SLAB REGESS AT ALL DOORS TO ACCOMODATE PROPER ALIGNMENT WITH THRESHOLDS AND DOOR TRACKS WITH MANUFACTURER REQUIREMENTS IN RELATION TO FINISH FLOOR MATERIALS.

PROVIDE SOLID FILLED CONCRETE BLOCK AT ALL SHOWER SEATS.

SEE SHEET 6 FOR SPECIFIC ELEVATION DETAILS.

OUTDOOR LIVING PACKAGE BY OTHERS.

THE LANCASTER 1752F - L - EVERETT APELT & JENNI JONES

BUILDER: BRYAN ZEGHER HOMES, INC.
AN INDEPENDENTLY OWNED AND OPERATED FRANCHISE

2nd FLOOR PLAN

PLAN FILE: 1752F-2M-15-01-GAST
SCALE: 1/4" = 1'-0"
SQ.FOOTAGE: 2,610
SQ.FOOTAGE: 1,076 - BONUS
SQ.FOOTAGE: 3,686 - TOTAL

5A

ARHOMES

COPYRIGHT
AR HOMES, INC.
ALL RIGHTS RESERVED

03/11/22 REV A
02/04/21 REV B

PLAN DISCLAIMER

AR HOMES, INC. & ITS DESIGNERS & ENGINEERS DO NOT CERTIFY OR ASSUME ANY RESPONSIBILITY FOR THESE DRAWINGS & PLANS BEYOND THE ARCHITECTURAL INFORMATION PLACED OR SUBMITTED TO BUILDER & ITS ENGINEERS. BUILDER IS SOLELY RESPONSIBLE FOR ALL ENGINEERING, STRUCTURAL, MECHANICAL, ELECTRICAL, PLUMBING, FIRE PROTECTION, FEDERAL, STATE, AND LOCAL BUILDING CODES, ORDINANCES AND LAWS INCLUDING BUT NOT LIMITED TO THE FOLLOWING: ENERGY CONSERVATION, ACCESSIBILITY, FIRE PROTECTION, WIND RESISTANCE, SEISMIC, FLOOD, TERMITE, PLANNING AND ZONING, ENVIRONMENTAL, AND OTHER CONSTRUCTION REGULATIONS. BUILDER IS ALSO RESPONSIBLE FOR THE ACCURACY OF DIMENSIONS, SPECIFICATIONS, AND ELEVATIONS SHOWN ON THESE DRAWINGS & PLANS. ANY PRODUCTS, TECHNIQUES, AND PROCEDURES IN THESE DRAWINGS & PLANS ARE PROVIDED AS SUGGESTIONS ONLY. BUILDER MUST DETERMINE THE SUITABILITY OF ALL PRODUCTS, TECHNIQUES, AND PROCEDURES FOR BUILDER'S PURPOSES AND BUILDER ASSUMES ALL RISK AND LIABILITY FOR THEIR USE. BUILDER ACKNOWLEDGES THAT BUILDER HAS NOT RELIED ON AR HOMES, INC. & ITS DESIGNERS & ENGINEERS FOR ADVICE REGARDING THE SUITABILITY OF THESE PRODUCTS, TECHNIQUES, AND PROCEDURES FOR BUILDER'S PURPOSES. BUILDER FURTHER ACKNOWLEDGES AND AGREES TO THIS DISCLAIMER OF THESE DRAWINGS BY THE OWNER, BUILDER, AND SUBCONTRACTORS ACKNOWLEDGES AND AGREES TO THIS DISCLAIMER.

OWNER MEETING SET - NOT FOR CONSTRUCTION

THE LANCASTER 1752F - L - EVERETT AFELT & JENNI JONES

5.1

1st FL. REFLECTED CEILING PLAN

PLAN NUMBER 1752F-3H-15-01-V2/S1F
SCALE 1/4" = 1'-0"
56-2019-JONES-B

BUILDER: BRYAN ZECHER HOMES, INC.
AN INDEPENDENTLY OWNED AND OPERATED FRANCHISE
LAKE CITY, FLORIDA

PLAN DISCLAIMER
THE DESIGNER IS RESPONSIBLE FOR THE ARCHITECTURAL DESIGN ONLY AS REPRESENTED IN THESE DRAWINGS (WHICH BUT NOT FOR ANY OTHER PURPOSE THAN CONSTRUCTION MAY BE CAPTURED BY THE BUILDER & REPRESENTS BOTH YOUR CONTRACTING THESE PLANS AND CONSTRUCTING THE RESPONSIBLE FOR ENSURING THE PLANS COMPLY WITH ALL APPLICABLE FEDERAL, STATE AND LOCAL BUILDING CODES, ORDINANCES AND LAWS INCLUDING BUT NOT LIMITED TO THE FOLLOWING: FLORIDA FIRE SAFETY TECHNICAL CODES, FLOOD ZONE CRITERIA, MECHANICAL CODES, PRE-ENGINEERED TRUSSES, FRAMING MEMBERS, FLASHING, AND HOSPITAL RESTRICTION AS PRACTICABLE. NO 1/2" REPRODUCED FOR REVISIONS MADE TO THESE DRAWINGS BY OTHER DESIGNERS OR DRAFTSMAN USED BY BUILDER OR OWNER BY USE OF THESE DRAWINGS THE OWNER, BUILDER AND SUBCONTRACTORS ACKNOWLEDGE AND AGREE TO THIS DISCLAIMER.

02/04/21 RDM-B
02/11/20 RDM A

COPYRIGHT
AR FRANCHISING, INC.
ALL RIGHTS RESERVED

ARHOMES

CEILING FINISH NOTE:
RECESSED CLG SURFACES, BOTH HORIZONTAL AND VERTICAL, SHALL HAVE SMOOTH FINISH.

NOTE:
VERIFY CLEARANCE OF TRUSS IN ALL CEILINGS AND SOFFITS WITH MECHANICAL SYSTEM AND RETURN GRILLE LOCATIONS

WALLS

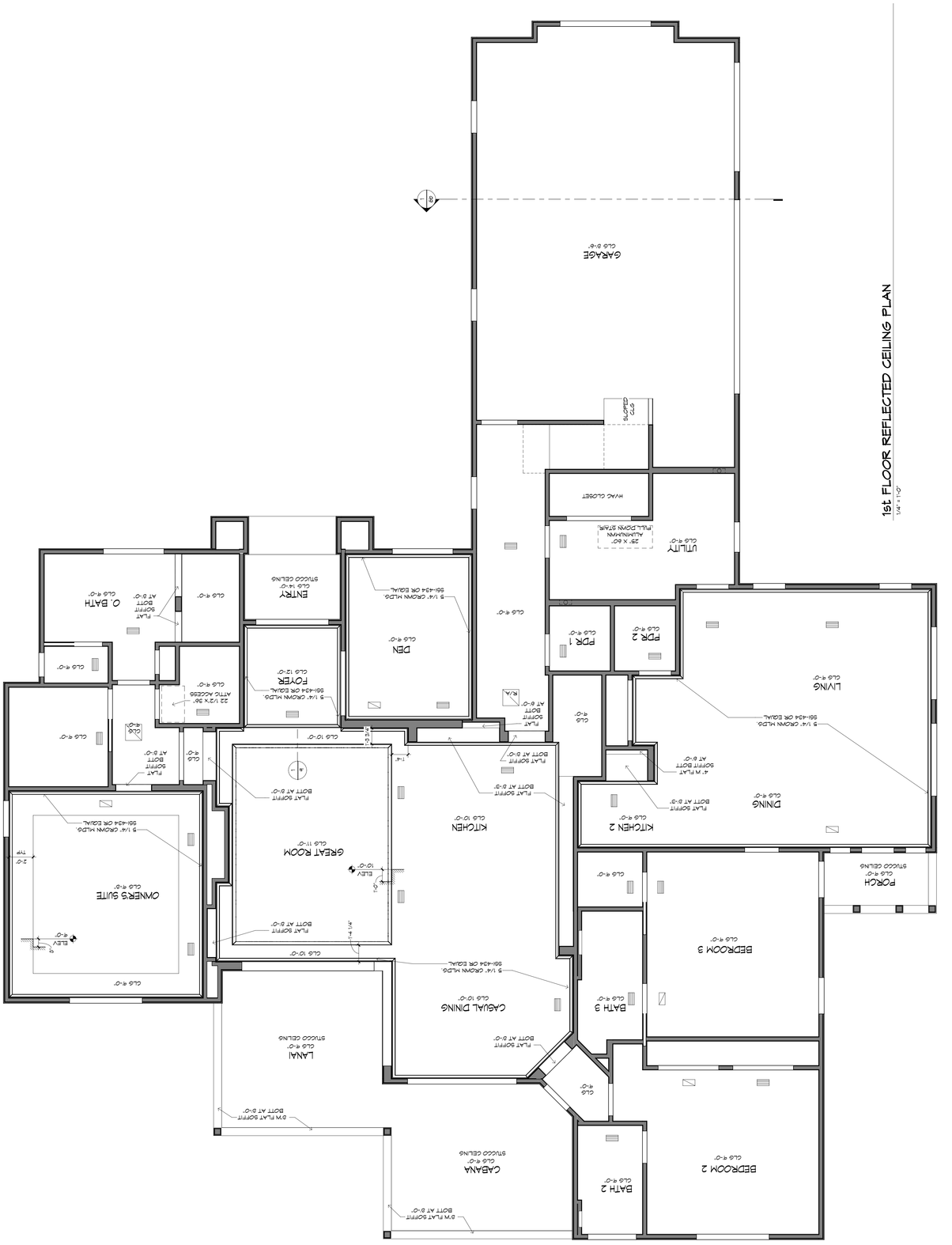

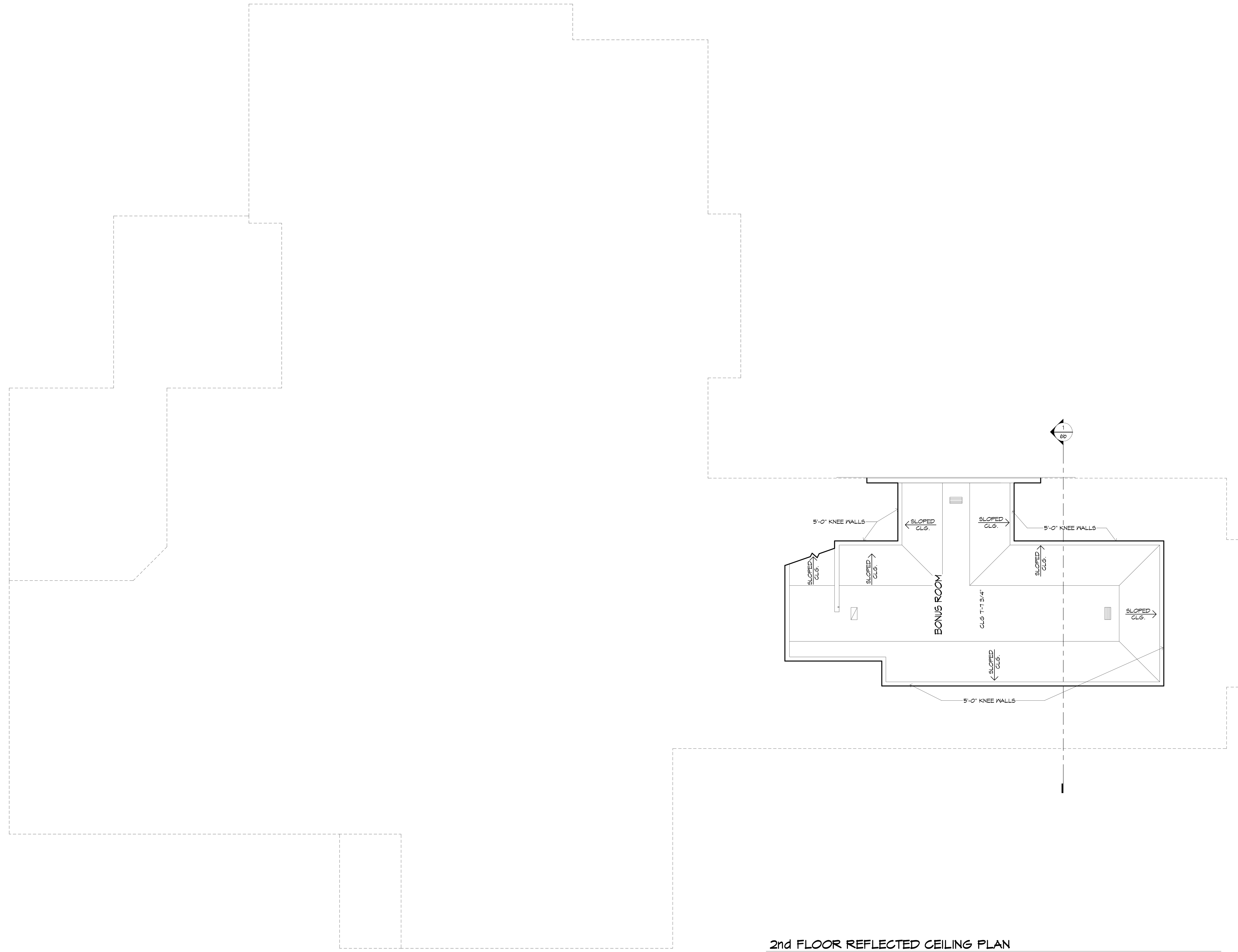

2nd FLOOR REFLECTED CEILING PLAN

1/4" = 1'-0"

AR HOMES

COPYRIGHT
AR FRANCHISING, INC.
ALL RIGHTS RESERVED

12/11/20 RDW A
02/04/21 RDW-B

PLAN DISCLAIMER

AR FRANCHISING, INC., THE DESIGNER, IS RESPONSIBLE FOR THE AESTHETIC DESIGN ONLY AS REPRESENTED IN THESE DRAWINGS (PLANS), BUT NOT FOR ANY STRUCTURAL INFORMATION INCLUDED OR OMITTED. THE BUILDER IS RESPONSIBLE BOTH FOR CONFORMING THESE PLANS AND CONSTRUCTING THE RESIDENCE TO ALL APPLICABLE FEDERAL, STATE, AND LOCAL BUILDING CODES, ORDINANCES, AND LAWS, INCLUDING BUT NOT LIMITED TO THE FOLLOWING: EGRESS, FIRE SAFETY, TECHNICAL CODES, FLOOD ZONE CRITERIA, HURRICANE CODES, PRE-ENGINEERED TRUSSES, FRAMING MEMBERS, FLASHING, AND MOISTURE PROTECTION. AR FRANCHISING, INC. IS NOT RESPONSIBLE FOR REVISIONS MADE TO THESE DRAWINGS BY OTHER DESIGNERS OR DRAFTSMAN USED BY BUILDER OR OWNER. BY USE OF THESE DRAWINGS THE OWNER, BUILDER, AND SUBCONTRACTORS ACKNOWLEDGE AND AGREE TO THIS DISCLAIMER.

THE LANCASTER 1752F - L - EVERETT APELT & JENNI JONES

2nd FL. REFLECTED CEILING PLAN

PLAN PLAN 1752F-3M-15-01-"CUST."
C.I. #1 - #28
86-2019-JONES-B

BUILDER: BRYAN ZECHER HOMES, INC.
LAKE CITY, FLORIDA
AN INDEPENDENTLY OWNED AND OPERATED FRANCHISE

5.1A

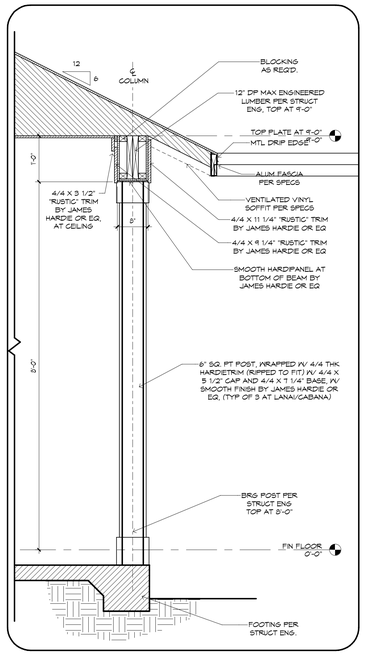

1 COLUMN DETAIL AT LANAI
3/4" = 1'-0"

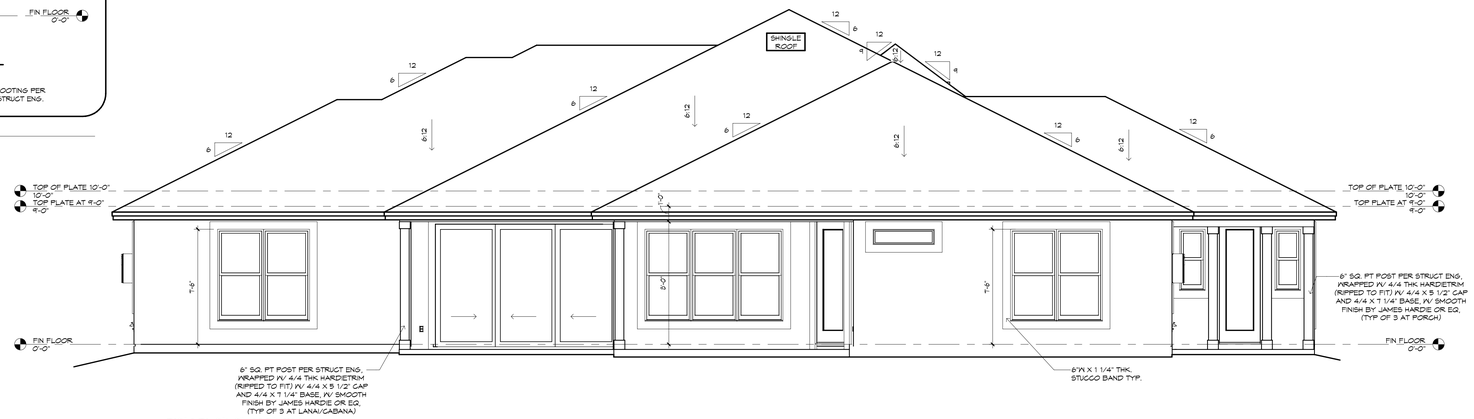

REAR ELEVATION
1/4" = 1'-0"

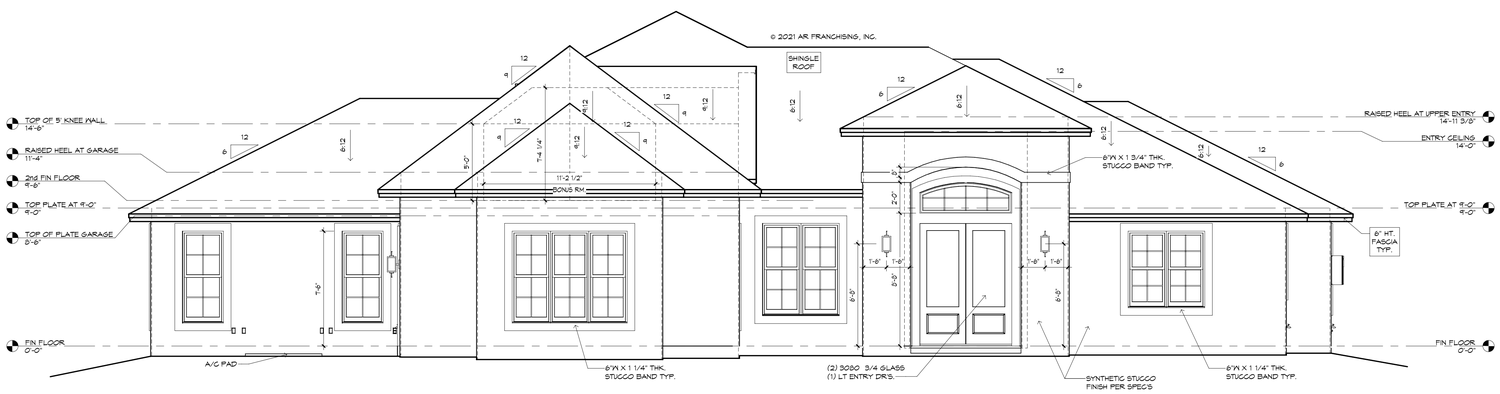

FRONT ELEVATION
1/4" = 1'-0"

!! ATTENTION !!

NOTE: IT IS THE RESPONSIBILITY OF THE BUILDER TO COORDINATE THE INSTALLATION OF ALL WATER PROOFING METHODS NECESSARY TO PROVIDE A WATER TIGHT BUILDING ENVELOPE. REFER TO MFR INSTALLATION RECOMMENDATION FOR ALL SELECTED WATERPROOFING MATERIALS, FLASHING, SEALERS AND AD-MIX COMPONENTS

FRAMING PLAN DISCLAIMER

THE FRAMING PLANS REPRESENTED IN THOSE DRAWINGS ARE INTENDED TO ESTABLISH PROPOSED FRAMING MEMBER LOCATIONS, FRAMING MEMBER DEPTH, POTENTIAL BEARING LOCATIONS AND ELEVATIONS, AND IS IN NO WAY INTENDED TO BE INTERPRETED AS STRUCTURAL ENGINEERED DRAWINGS. THE CONTRACTOR (BUILDER) SHALL ENSURE THAT THE STRUCTURE CONFORMS TO THOSE STANDARDS IN ALL RESPECTS INCLUDING STRENGTH, STRESSES, STRAIN, LOADS, CONNECTIONS, AND STABILITY. REFER TO PLAN DISCLAIMER LOCATED ON THIS SHEET FOR ADDITIONAL STIPULATIONS AND REQUIREMENTS.

NOTE:

PLEASE CONTACT THE ARH DESIGN DEPARTMENT (SCOTT MOORE, 727-936-5900 EXT 346) W/ ANY QUESTIONS OR DISCREPANCIES FOUND ON DRAWINGS.
DO NOT SCALE DRAWINGS.

GENERAL NOTES:

- FLAT SOFFIT AT PERIMETER OF HOUSE UNLESS NOTED OTHERWISE.
- VERIFY ALL WINDOW AND DOOR ROUGH OPENINGS W/MFR SPECS.
- LOCATE ALL PLUMBING STACKS BEYOND THE FRONT ELEV ROOF RIDGES, IF ALLOWABLE PER CODE.
- ROOF VENTS SHOWN FOR LOCATION PURPOSES ONLY.
- NUMBER OF ROOF VENTS TO BE DETERMINED BY BUILDER.
- WHERE EPS CORNICE OCCURS, PROVIDE 1/2" PNT GRADE PLYWOOD SOFFIT, UNO.

ARHOMES

COPYRIGHT, AR
ALL RIGHTS RESERVED

12/11/20	RON A
02/04/21	RON B

PLAN DISCLAIMER
AR FRANCHISING INC. IS RESPONSIBLE FOR THE ARCHITECTURAL DESIGN OUTLINE REPRESENTED IN THESE DRAWINGS SHALL BE ONLY FOR ANY STRUCTURAL INFORMATION INCLUDED OR OMITTED. THE BUILDER IS RESPONSIBLE FOR ALL ASPECTS OF THE PLAN INCLUDING BUT NOT LIMITED TO THE FOLLOWING: ALL FEDERAL, STATE AND LOCAL BUILDING CODES, ORDINANCES AND LAWS INCLUDING BUT NOT LIMITED TO THE FLORIDA RESIDENTIAL BUILDING CODE, ENERGY CALCULATIONS, SITE PLAN, SETBACKS, SITE VISIBILITY, FLOOD ZONES, FINISHED FLOOR ELEVATIONS, FRAMING PLAN, FRAMING MEMBERS, FLASHING AND WATERPROOFING. AR FRANCHISING INC. IS NOT RESPONSIBLE FOR ENGINEERING, ELECTRICAL, PLUMBING, HVAC, ROOF TRUSS, FOUNDATION, SITE PLAN, SURVEY, SOIL TEST, FLOOD ZONE, ENERGY CALCULATIONS, OR ANY OTHER ITEMS NOT PROVIDED BY AR FRANCHISING INC. THE BUILDER IS RESPONSIBLE FOR ALL OF THESE DRAWINGS TO THE OWNER, BUILDER, AND SUBCONTRACTORS ACKNOWLEDGE AND AGREE TO THIS DISCLAIMER.

THE LANCASTER 1752F - L - EVERETT APELT & JENNI JONES

FRONT & REAR ELEVATIONS

BUILDER: BRYAN ZECHER HOMES, INC.
AN INDEPENDENTLY OWNED AND OPERATED FRANCHISE

PLAN PLAN: 1752F - 3M - 15-01 - CAST
SCALE: 1/4" = 1'-0"
DG: 20-19_JONES-B

6

!! ATTENTION !!

NOTE: IT IS THE RESPONSIBILITY OF THE BUILDER TO COORDINATE THE INSTALLATION OF ALL WATER PROOFING METHODS NECESSARY TO PROVIDE A WATER TIGHT BUILDING ENVELOPE. REFER TO MFR INSTALLATION RECOMMENDATION FOR ALL SELECTED WATERPROOFING MATERIALS, FLASHING, SEALERS AND AD-MIX COMPONENTS

FRAMING PLAN DISCLAIMER

THE FRAMING PLANS REPRESENTED IN THESE DRAWINGS ARE INTENDED TO ESTABLISH PROPOSED FRAMING MEMBER LOCATIONS, FRAMING MEMBER DEPTH, POTENTIAL BEARING LOCATIONS AND ELEVATIONS, AND IS IN NO WAY INTENDED TO BE INTERPRETED AS STRUCTURAL ENGINEERED DRAWINGS. THE CONTRACTOR (BUILDER) SHALL ENSURE THAT THE STRUCTURE CONFORMS TO THOSE STANDARDS IN ALL RESPECTS INCLUDING STRENGTH, STRESSES, STRAINS, LOADS, CONNECTIONS, AND STABILITY. REFER TO PLAN DISCLAIMER LOCATED ON THIS SHEET FOR ADDITIONAL STIPULATIONS AND REQUIREMENTS.

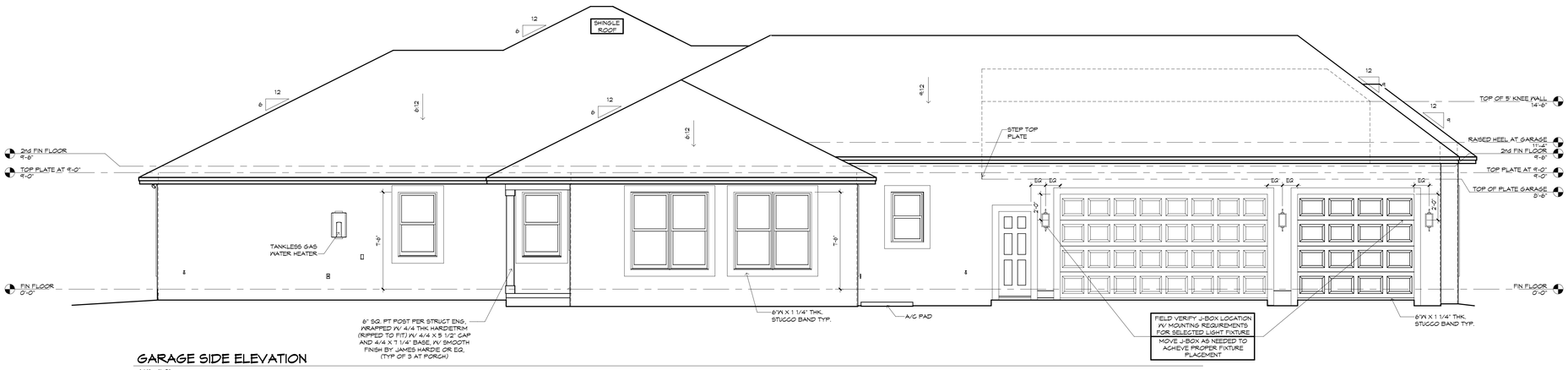

GARAGE SIDE ELEVATION

1/4" = 1'-0"

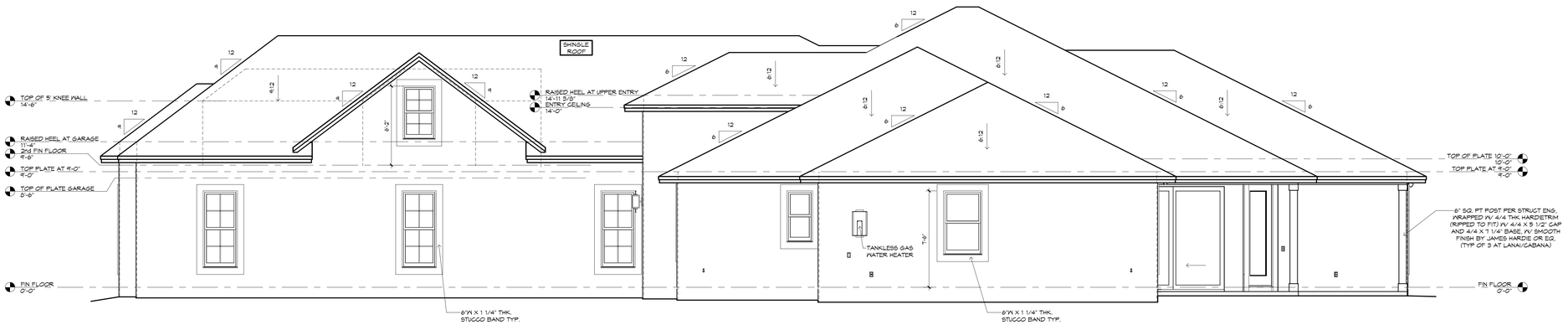

SIDE ELEVATION

1/4" = 1'-0"

ARHOMES
COPYRIGHT, AR HOMES, INC.
ALL RIGHTS RESERVED

5/11/22	REV A
02/04/21	REV B

PLAN DISCLAIMER

AR STRUCTURAL PLAN, TO BE REFERENCED AS "STRUCTURAL" OR "STRUCTURAL" PLAN, IS REPRESENTED IN THESE DRAWINGS PLANS, BUT NOT FOR ANY STRUCTURAL INFORMATION INCLUDED OR OMITTED. THE BUILDER IS RESPONSIBLE FOR ALL STRUCTURAL DESIGN, INCLUDING BUT NOT LIMITED TO, ALL LOADS, STRESSES, STRAINS, CONNECTIONS, FEDERAL, STATE, AND LOCAL BUILDING CODES, ORDINANCES, AND LAWS, INCLUDING BUT NOT LIMITED TO THE FOLLOWING: FOUNDATION, FLOOR, WALL, ROOF, CEILING, AND ROOF TRUSS SYSTEMS, ALL STRUCTURAL MEMBERS, AND ALL PROPOSED FRAMING MEMBERS. FRAMING MEMBERS, FLASHING AND MOISTURE PROTECTION ARE PRELIMINARY. NO ATTEMPT HAS BEEN MADE TO ENGINEER THE STRUCTURAL ELEMENTS OF THE PROJECT. THE BUILDER IS SOLELY RESPONSIBLE FOR ALL OF THESE DRAWINGS THE OWNER, BUILDER, AND SUBCONTRACTORS ACKNOWLEDGE AND AGREE TO THIS DISCLAIMER.

THE LANCASTER 1752F - L - EVERETT APELT & JENNI JONES

SIDE ELEVATIONS

BUILDER: BRYAN ZEGHER HOMES, INC.
AN INDEPENDENTLY OWNED AND OPERATED FRANCHISE

PLAN FILE: PLAN 1752F-3M-15-01-"GUST"
PLAN SIZE: 1752 SQ. FT.
SQ-2019-JONES-B

6a

!! ATTENTION !!

NOTE: IT IS THE RESPONSIBILITY OF THE BUILDER TO COORDINATE THE INSTALLATION OF ALL WATER PROOFING METHODS NECESSARY TO PROVIDE A WATER TIGHT BUILDING ENVELOPE. REFER TO MTR INSTALLATION RECOMMENDATION FOR ALL SELECTED WATERPROOFING MATERIALS, FLASHING, SEALERS AND AD-MIX COMPONENTS.

FRAMING PLAN DISCLAIMER

THE FRAMING PLANS REPRESENTED IN THESE DRAWINGS ARE INTENDED TO ESTABLISH PROPOSED FRAMING MEMBER LOCATIONS, FRAMING MEMBER DEPTH, POTENTIAL BEARING LOCATIONS AND ELEVATIONS, AND IS IN NO WAY INTENDED TO BE INTERPRETED AS STRUCTURAL ENGINEERED DRAWINGS. THE CONTRACTOR (BUILDER) SHALL ENSURE THAT THE STRUCTURE CONFORMS TO THOSE STANDARDS IN ALL RESPECTS INCLUDING STRENGTH, STRESSES, STRAINS, LOADS, CONNECTIONS, AND STABILITY. REFER TO PLAN DISCLAIMER LOCATED ON THIS SHEET FOR ADDITIONAL STIPULATIONS AND REQUIREMENTS.

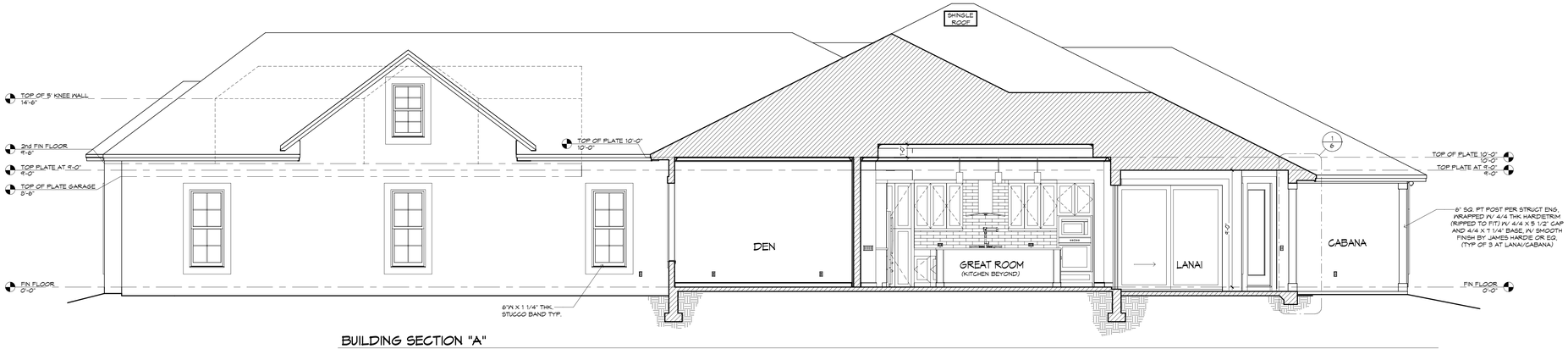

BUILDING SECTION "A"

1/4" = 1'-0"

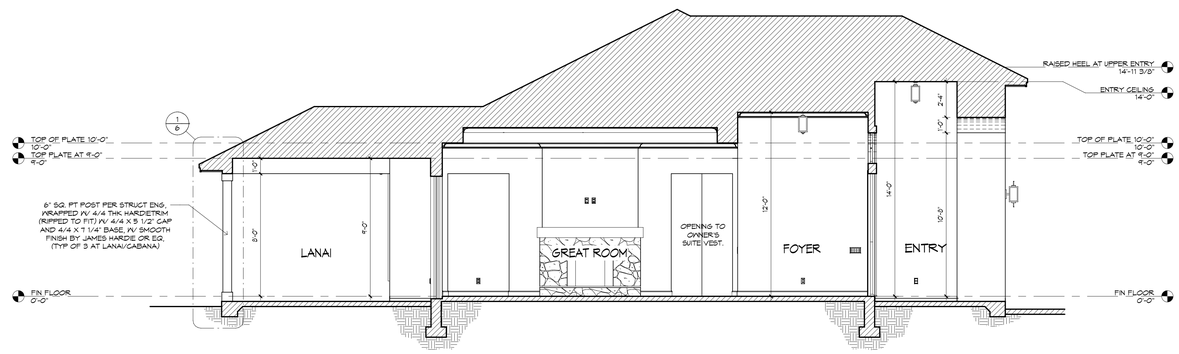

BUILDING SECTION "B"

1/4" = 1'-0"

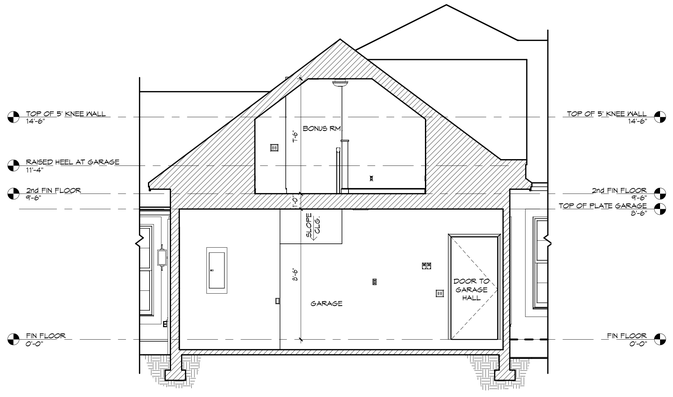

BUILDING SECTION "C"

1/4" = 1'-0"

PLAN DISCLAIMER

ARE PRODUCED AS AN ILLUSTRATIVE & REPRESENTATIVE EXERCISE ONLY AS REPRESENTED IN THESE DRAWINGS PLANS, BUT DO NOT CONTAIN ANY STRUCTURAL INFORMATION INCLUDED OR OMITTED. THE BUILDER IS RESPONSIBLE FOR ALL ASPECTS OF THE PLAN, INCLUDING BUT NOT LIMITED TO, ENGINEERING, STRUCTURAL, FEDERAL, STATE, AND LOCAL BUILDING CODES, ORDINANCES, AND LAWS, INCLUDING BUT NOT LIMITED TO THE FLORIDA BUILDING CODE, ENERGY, ACCESSIBILITY, AND ANY AND ALL OTHER CODES, ORDINANCES, AND LAWS REQUIRED. FRAMING MEMBERS, PLATFORMS AND MEMBERS, PROTECTION, AIR TRANSFERS, ETC. IS NOT RESPONSIBLE FOR ANY ERRORS, OMISSIONS, OR CONDITIONS IN THE PLAN OR ANY ERRORS, OMISSIONS, OR CONDITIONS CREATED BY OR TRADES, MATERIALS, OR PRODUCTS INCORPORATED INTO THE PLAN BY OTHERS. THE BUILDER ASSUMES ALL RISK AND LIABILITY FOR THE USE OF THESE DRAWINGS BY THE OWNER, BUILDER, AND SUBCONTRACTORS, ACKNOWLEDGES AND AGREE TO THIS DISCLAIMER.

ARHOMES

COPYRIGHT
AR HOMES, INC.
ALL RIGHTS RESERVED

01/11/22	REV A
02/04/21	REV B

THE LANCASTER 1752F - L - EVERETT APELT & JENNI JONES

BUILDING SECTIONS

PLAN #LAN1752F-2H-15-01-'CAST'
CLIENT: EVERETT APELT & JENNI JONES
SQ: 2019_JONES-B

BUILDER: BRYAN ZECHER HOMES, INC.
AN INDEPENDENTLY OWNED AND OPERATED FRANCHISE

6b

MECHANICAL DISCLAIMER

ANY DUCT ROUTING AND HVAC EQUIPMENT SHOWN ON THESE DRAWINGS ARE DIAGRAMMATIC ONLY. THE BUILDER IS SOLELY RESPONSIBLE FOR COORDINATING ALL ASPECTS OF MECHANICAL INSTALLATION WITH ALL TRADES. THE BUILDER SHALL COORDINATE BETWEEN THE PRE ENGINEERED TRUSS MFR AND/OR FRAMING REQUIREMENTS WITH THE MECHANICAL CONTRACTOR TO ENSURE ADEQUATE SPACE FOR DUCT ROUTING AND EQUIPMENT PLACEMENT AND SUPPORT. HVAC INSTALLATION SHALL BE INSTALLED ACCORDING TO ALL CURRENT STATE AND LOCAL MECHANICAL CODES.

!! ATTENTION !!

NOTE: IT IS THE RESPONSIBILITY OF THE BUILDER TO COORDINATE THE INSTALLATION OF ALL WATER PROOFING METHODS NECESSARY TO PROVIDE A WATER TIGHT BUILDING ENVELOPE. REFER TO MFR INSTALLATION RECOMMENDATION FOR ALL SELECTED WATERPROOFING MATERIALS, FLASHING, SEALERS AND AD-MIX COMPONENTS

FRAMING PLAN DISCLAIMER

THE FRAMING PLANS REPRESENTED IN THESE DRAWINGS ARE INTENDED TO ESTABLISH PROPOSED FRAMING MEMBER LOCATIONS, FRAMING MEMBER DEPTH, POTENTIAL BEARING LOCATIONS AND ELEVATIONS, AND IS IN NO WAY INTENDED TO BE INTERPRETED AS STRUCTURAL ENGINEERED DRAWINGS. THE CONTRACTOR (BUILDER) SHALL ENSURE THAT THE STRUCTURE CONFORMS TO THOSE STANDARDS IN ALL RESPECTS INCLUDING STRENGTH, STRESSES, STRAINS, LOADS, CONNECTIONS, AND STABILITY. REFER TO PLAN DISCLAIMER LOCATED ON THIS SHEET FOR ADDITIONAL STIPULATIONS AND REQUIREMENTS.

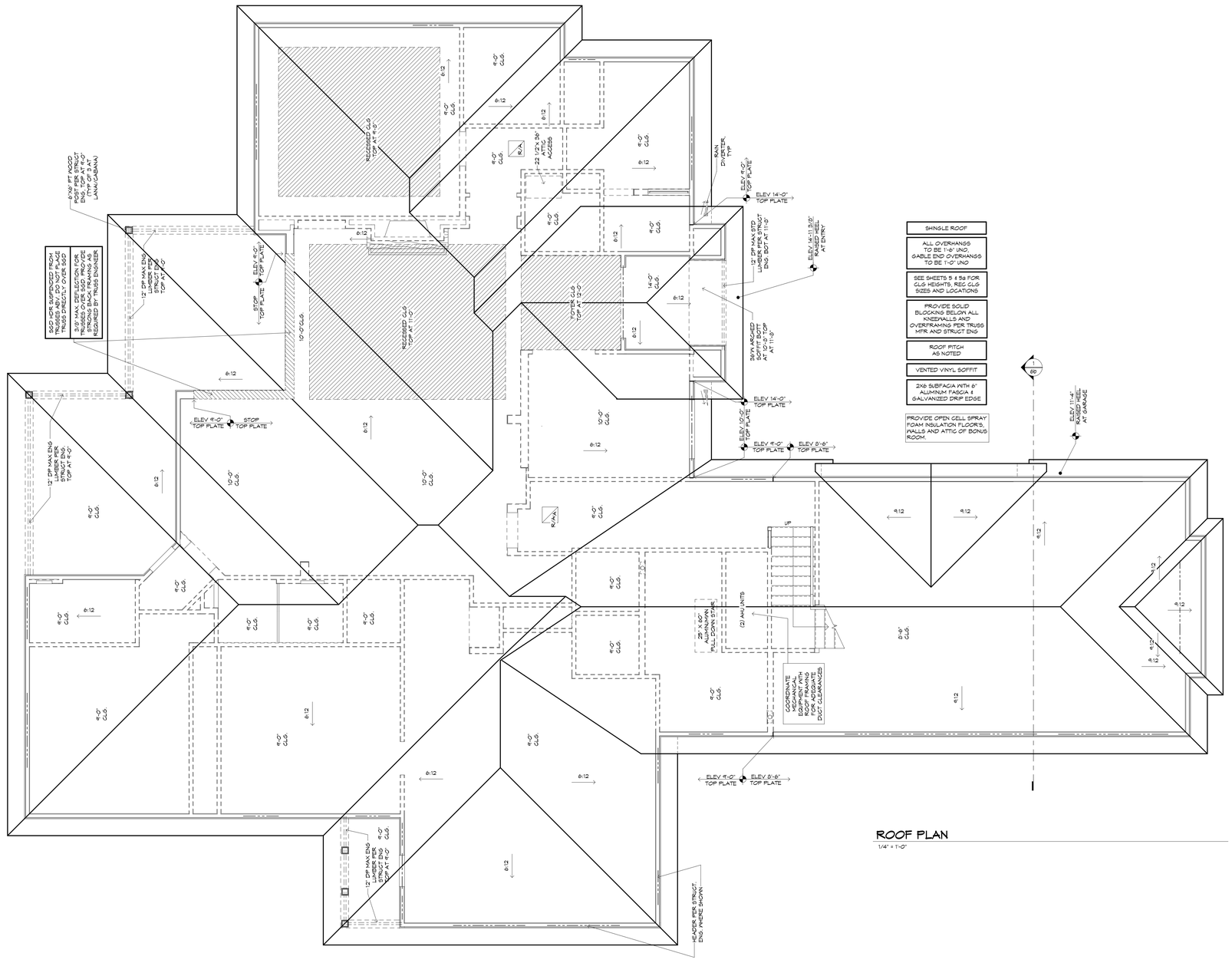

ROOF PLAN

1/4" = 1'-0"

SHINGLE ROOF
ALL OVERHANGS TO BE 1'-8" UNO. GABLE END OVERHANGS TO BE 1'-0" UNO
SEE SHEETS 5 & 5a FOR CLG HEIGHTS, REC CLG SIZES AND LOCATIONS
PROVIDE SOLID BLOCKING BELOW ALL KNEEWALLS AND OVERFRAMING PER TRUSS MFR AND STRUCT ENG
ROOF PITCH AS NOTED
VENTED VINYL SOFFIT
2X6 SUBFACIA WITH 6" ALUMINUM FASCIA & GALVANIZED DRIP EDGE
PROVIDE OPEN CELL SPRAY FOAM INSULATION FLOOR'S, WALLS AND ATTIC OF BONUS ROOM.

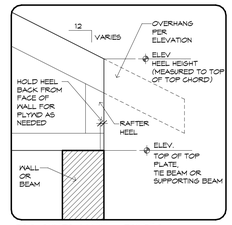

RAISED HEEL DETAIL

1" = 1'-0"

ARHOMES

COPYRIGHT © ARC ALL RIGHTS RESERVED

03/11/22 REV A
02/04/21 REV B

PLAN DISCLAIMER

ARC PROMOTES ACTS, THE EXPERIENCE, & REPUTATION OF ITS CLIENTS BY NOT AS REPRESENTED IN THESE DRAWINGS PLANS, BUT OUT FOR ANY STRUCTURAL INFORMATION INCLUDED OR OMITTED TO BUILDER & ENGINEER OF RECORD. ARC ASSUMES NO RESPONSIBILITY FOR ANY ERRORS OR OMISSIONS IN THESE PLANS, TO THE FULLEST EXTENT PERMITTED BY LAW, ARC SHALL NOT BE LIABLE FOR ANY DAMAGES, WHETHER DIRECT, INDIRECT, SPECIAL, OR CONSEQUENTIAL DAMAGES, INCLUDING BUT NOT LIMITED TO, FEDERAL, STATE, AND LOCAL BUILDING CODES, OVERHANGS, AND LANE INCLUSIONS BUT NOT LIMITED TO THE FOLLOWING: FRAMING PROBLEMS, FLASHING AND MOISTURE PROTECTION, ARC FRAMING INC. IS NOT RESPONSIBLE FOR ANY DAMAGES RESULTING FROM THE USE OF THESE PLANS. THE BUILDER AND ENGINEER OF RECORD ASSUME ALL RESPONSIBILITY OF THESE DRAWINGS THE OWNER, BUILDER, AND SUBCONTRACTORS ACKNOWLEDGE AND AGREE TO THIS DISCLAIMER.

THE LANCASTER 1752F - L - EVERETT APELT & JENNI JONES

ROOF PLAN

PLAN NAME: 1752F-3M-19-01-QUIET
PLAN SIZE: 70'-0" x 70'-0"
SQ. FOOTAGE: 5,000
DO-2019-JONES-B

BUILDER: BRYAN ZECHER HOMES, INC.
DATE: 2/4/2021
AN INDEPENDENTLY OWNED AND OPERATED FRANCHISE

6c

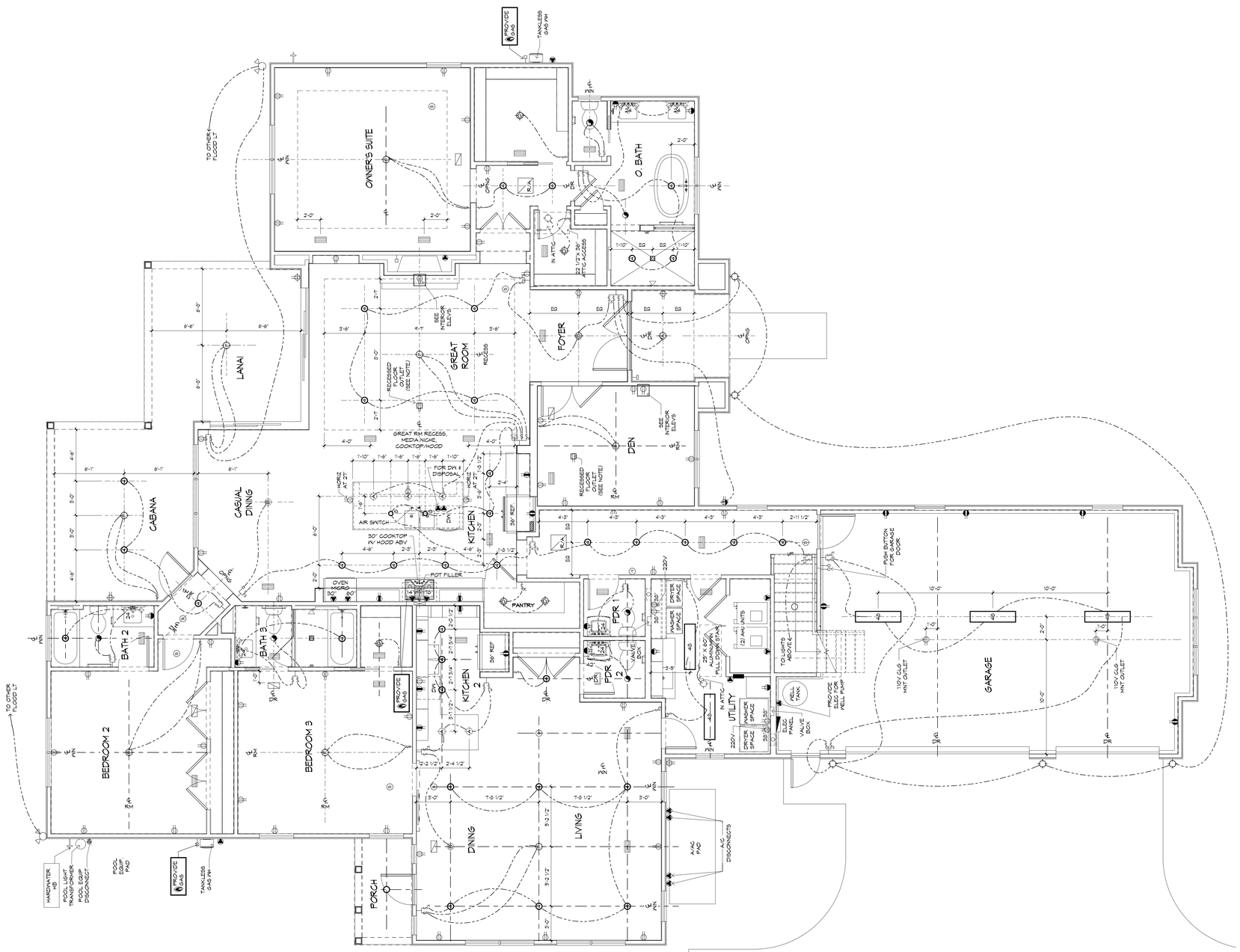

1st FLOOR ELECTRICAL PLAN

1/4" = 1'-0"

!! NOTE !!
UNDER CABINET LIGHTING & SWITCHES SHOWN FOR LOCATION PURPOSES ONLY. PLEASE REFER TO BUILDING COMPANY STANDARDS.

WATER HEATER NOTE:
INSTALL WATER HEATER PER MANUFACTURERS INSTALLATION INSTRUCTIONS AND CURRENT APPLICABLE CODES

LOW VOLTAGE NOTE:
BUILDING COMPANY TO COORDINATE ALL TV AND CABLE OUTLETS W/LOW VOLTAGE CONTRACTOR

LED LIGHTING NOTE:
ALL LED LIGHTING, INCLUDING RECESSED CAN BULBS, LED TAPE LIGHT, UNDER CABINET LIGHTING AND ACCENT LIGHTING SHALL BE 3000K.

NOTE:
VERIFY CLEARANCE OF TRIM IN ALL CEILINGS AND SOFFITS WITH RECESSED CAN, A/C SUPPLY AND RETURN GRILLE LOCATIONS

FLOOR OUTLET NOTE:
RECESSED FLOOR OUTLET (FULLY CONCEAL BELOW FLOOR LEVEL) R60-P W/COVER PLATE BY: THOMAS & BETTS, INC. OR EQUAL

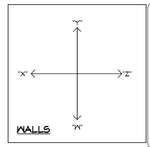

MECHANICAL DISCLAIMER

ANY DUCT ROUTING AND HVAC EQUIPMENT SHOWN ON THESE DRAWINGS ARE DIAGRAMMATIC ONLY. THE BUILDER IS SOLELY RESPONSIBLE FOR COORDINATING ALL ASPECTS OF MECHANICAL INSTALLATION WITH ALL TRADES. THE BUILDER SHALL COORDINATE BETWEEN THE PRE ENGINEERED TRUSS MFR AND/OR FRAMING REQUIREMENTS WITH THE MECHANICAL CONTRACTOR TO ENSURE ADEQUATE SPACE FOR DUCT ROUTING AND EQUIPMENT PLACEMENT AND SUPPORT. HVAC INSTALLATION SHALL BE INSTALLED ACCORDING TO ALL CURRENT STATE AND LOCAL MECHANICAL CODES.

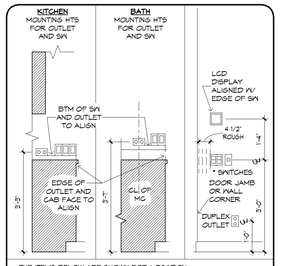

THE ITEMS BELOW ARE SHOWN FOR LOCATION PURPOSES ONLY. PLEASE REFER TO LOCAL SPECS TO DETERMINE WHETHER OR NOT THE FOLLOWING ITEMS ARE INCLUDED:

- LIGHTING OR ELECTRONICS (LCD DISPLAY OR LIGHTING AUTOMATION PUSH BUTTON CONTROLLER)
- VOLUME CONTROL KNOB

* USE MAX OF 6 GANG BOXES. FOR GANG BOXES OF 3 OR MORE THAT ARE LOCATED ON BLOCK WALL, CHIP OUT THE BLOCK TO ACCOMMODATE DEEPER BOX.

NOTE: ALL DIMENSIONS ARE FOR ROUGH FRAMING

ELECTRICAL DETAILS
SCALE: 1/2"=1'-0" UPDATED 10/14/16

ELECTRICAL DETAILS

1/2" = 1'-0"

ELECTRICAL LEGEND

- DUPLEX OUTLET (110V AT 12" OR AS NTD)
- DUPLEX OUTLET (110V AT 34") *
- DUPLEX OUTLET (110V AT 43") *
- DUPLEX OUTLET (110V AT 48") *
- SPLIT DPLX OUTLET (110V AT 12") TOP IS HOT
- WEATHERPROOF DPLX OUTLET (110V AT 12")
- WEATHERPROOF DPLX OUTLET (110V AT 12") TOP PLUG IS HOT
- 220V OUTLET
- RECESS FLOOR OUTLET
- SPECIAL PURPOSE CONN
- STRUCTURED WIRE COMBO OUTLET
- USB PORT FOR OUTLETS (110V AT 12" OR AS NTD)
- SW SEE ELEC DTL
- 3-WAY SW SEE ELEC DTL
- 4-WAY SW SEE ELEC DTL
- 1-GANG COMBINATION FAN / LIGHT SWITCH
- OCCUPANCY/MOTION DETECTOR SWITCH
- PUSH-BUTTON FOR GARAGE DOOR AT 60"
- DIMMER SW AT 36"
- PUSH-BUTTON DOORBELL
- CLG MNT LIGHT FIXTURE
- CLG MNT PREWIRE - FIXTURE BY OWNER
- SURFACE MNT FIXTURE
- 1" SURFACE MNT 3000K, 1000 LUMEN, LED FIXTURE
- WALL MNT FIXTURE
- 6" ROUND RECESS 3000K LED RETROFIT TRIM W/OPEN BAFFLE
- 4" MINI ROUND RECESS 3000K LED RETROFIT TRIM W/OPEN BAFFLE
- 4" MINI ROUND RECESS 3000K LED EYEBALL TRIM
- 6" ROUND SLOPE CLG RECESS WITH 3000K LED BULB (INTERIOR SLOPED CLG)
- 2 1/2" MINI ROUND LED 3000K
- CLG FAN/LIGHT PREWIRE AND SWITCHES
- SMOKE DETECTOR OR COMBO SMOKE & CARBON MONOXIDE DETECTOR, PER CODE
- U-9 UNDER CBNT LED 9"
- U-14 UNDER CBNT LED 14"
- U-22 UNDER CBNT LED 22"
- U-30 UNDER CBNT LED 30"
- 48 48" CLG MNT 3000K, LED FIXTURE
- 24 24" VANITY LIGHTING (SEE SPECS)
- 36 36" VANITY LIGHTING (SEE SPECS)
- EXHAUST FAN / LIGHT FIXTURE COMBO
- EXHAUST FAN
- SOFFIT MNT FLOOD LIGHT
- CLG MNT SPEAKER
- GFMES
- ELEC PANEL
- STRUCTURED WIRING PANEL
- CLG RETURN AIR
- A/C REGISTER
- THERMOSTAT
- TP SECURITY PAD

* NOTE: ALL OUTLETS ABOVE COUNTERS SHALL BE MOUNTED HORIZONTALLY
* NOTE: ALL 125V, 15 AND 20 AMP OUTLETS TO BE TAMPER-RESISTANT IN AREAS SPECIFIED BY NEC 2014 406.12.
* NOTE: ALL EXTERIOR OUTLETS, OUTLETS IN GARAGE, WALL OUTLETS IN KITCHENS AND BATHROOMS AND ALL OUTLETS WITHIN 6'-0" OF A WATER SOURCE SHALL BE GFI. ALL NON-GFI OR 220V OUTLETS ARE PROTECTED BY AN ARC-FAULT CIRCUIT INTERRUPTER. ALL HEIGHTS TO CENTERLINE AFF.
* NOTE: LIGHTS, FANS, SMOKE DETECTORS, A/C SUPPLIES AND RETURN ARS TO BE PLACED ON CENTERLINES OF DOORS, WDWS AND HALLWAYS, TYP UNO
* NOTE: COMBINATION SMOKE & CARBON MONOXIDE DETECTORS SHALL BE INSTALLED PER NFPA72 CHAPTER 29 AND FBC-R, 6TH EDITION, SECTION R314 & 315.
* NOTE: COORDINATE LOCATION OF ALL REG ELECTRICAL, CABLE, AUDIO/VIDEO & DATA RECEPTACLES W/ MOUNTING HARDWARE & MFR INSTALLATION REQ FOR ALL FLAT PANEL DISPLAYS.

UPDATED 6/30/20

ELECTRICAL NOTES:

1) BASE PLAN ELECTRIC - COPPER WIRING FROM BREAKER PANEL THROUGHOUT HOME. PANEL BOX W/ SURGEBREAKER SURGE PROTECTION DEVICE (SQ021755B). MINIMUM 200 AMP SINGLE PHASE 120/240 V SERVICE.

2) STRUCTURED WIRING:
1-36" STRUCTURED CABLING ENCLOSURE & FLUSH MOUNT COVER
1-36" ELECTRICAL OUTLET FOR POWER IN ENCLOSURE
1-8 PORT BRIDGED TELEGOM MODULE WITH RJ-31X PORT FOR THE SECURITY SYSTEM
1-10 PAIY VIDEO SPLITTER
1-GIGABIT ETHERNET SWITCH 5X 10/ 100/ 1000
1-UTILITY INTERFACE WIRE WITH ONE CAT 5E AND ONE RG-6 CABLE TO GO FROM THE D-MARK TO THE STRUCTURED WIRING CABINET
10-TV/CABLE VIDEO OR MODEM PORTS
12-PHONE AND DATA CONNECTION, HOME NETWORK AND BROADBAND PORTS

3) PROVIDE AFCI'S (ARC-FAULT CIRCUIT INTERRUPTERS) IN ALL DWELLING UNIT BEDROOMS PER NEC, SECTION 210-12.

4) HVAC - CARRIER 16 SEER STRAIGHT COOL W/ VARIABLE SPEED HANDLER & 7.5-10 KW HEAT STRIPS W/ PROGRAMMABLE THERMOSTAT.

5) LED LIGHTING: RECESSED CAN BULBS, FLUORESCENT LIGHTING, UNDER CABINET LIGHTING, N-CABINET LIGHTING AND ROPE LIGHTING FIXTURES AND BULBS TO BE LED

6) SECURITY SYSTEM - 1-DSC POWERSERIES PC 1832 CONTROL PANEL INCLUDES 1 STANDARD KEYPAD, EXTERIOR SIREN, INTERIOR SIREN, MOTION DETECTOR, ALL WINDOWS AND DOORS SENSORED AND BATTERY BACKUP.

7) HVAC (2) ADDITIONAL HVAC ZONES AS SHOWN AT THE REGATTA MODEL AT 605 W. HENRY ST. PUNTA GORDA.

8) WHOLE HOUSE SPEAKER SYSTEM AS SHOWN AT THE REGATTA MODEL AT 605 W. HENRY ST. PUNTA GORDA.

9) HOME AUTOMATION STSEM AS SHOWN AT THE REGATTA MODEL AT 605 W. HENRY ST. PUNTA GORDA.

10) PREWIRE FOR MOTORIZED SHADES. LOCATIONS T.B.D.

ARHOMES

COPYRIGHT AR HOMES, LLC ALL RIGHTS RESERVED

REVISIONS
01/17/22 RDN A
02/04/21 RDN B

PLAN DISCLAIMER
AR HOMES/DBA AR HOMES, LLC, HEREINAFTER REFERRED TO THEREIN AS "BUILDER" DRAWINGS PLANS, BUT NOT FOR ANY STRUCTURAL INFORMATION INCLUDED OR OMITTED. THE BUILDER IS SOLELY RESPONSIBLE FOR COMPLIANCE WITH ALL APPLICABLE BUILDING CODES, FEDERAL, STATE, AND LOCAL BUILDING CODES, ORDINANCES AND LAWS, INCLUDING BUT NOT LIMITED TO THE FLORIDA RESIDENTIAL BUILDING CODE, ENERGY CONSERVATION, ACCESSIBILITY, FIRE PREVENTION, HURRICANE PROTECTION, FLOOD PLAIN, PLUMBING, ELECTRICAL, TOTAL ENERGY, AND ALL OTHER APPLICABLE CODES, ORDINANCES, LAWS AND REGULATIONS. BUILDER IS SOLELY RESPONSIBLE FOR ENGINEERING, FRAMING PROPERLY, FLASHING AND WATERPROOFING, AND TRANSFERRING THE LOADS FROM THE ROOF, WINDOWS, DOORS, FLOOR SYSTEMS, AND WALLS TO THE FOUNDATION. AR HOMES/DBA AR HOMES, LLC IS NOT RESPONSIBLE FOR ANY ERRORS, OMISSIONS, OR CONFLICTS IN THE PLANS. BUILDER ASSUMES ALL RESPONSIBILITY OF THESE DRAWINGS TO THE OWNER, BUILDER, AND SUBCONTRACTORS ACKNOWLEDGE AND AGREE TO THIS DISCLAIMER.

THE LANCASTER 1752F - L - EVERETT APELT & JENNI JONES

1st FL. ELECTRICAL PLAN

BUILDER: BRYAN ZEIGHER HOMES, INC.
COMMUNITY: ROTONDA
AN INDEPENDENT, OWNED AND OPERATED PARAGONE

PLAN F-AN 1752F 2M-15-01-0457
SCALE: 1/4" = 1'-0"
SQ: 2018-0ROSB

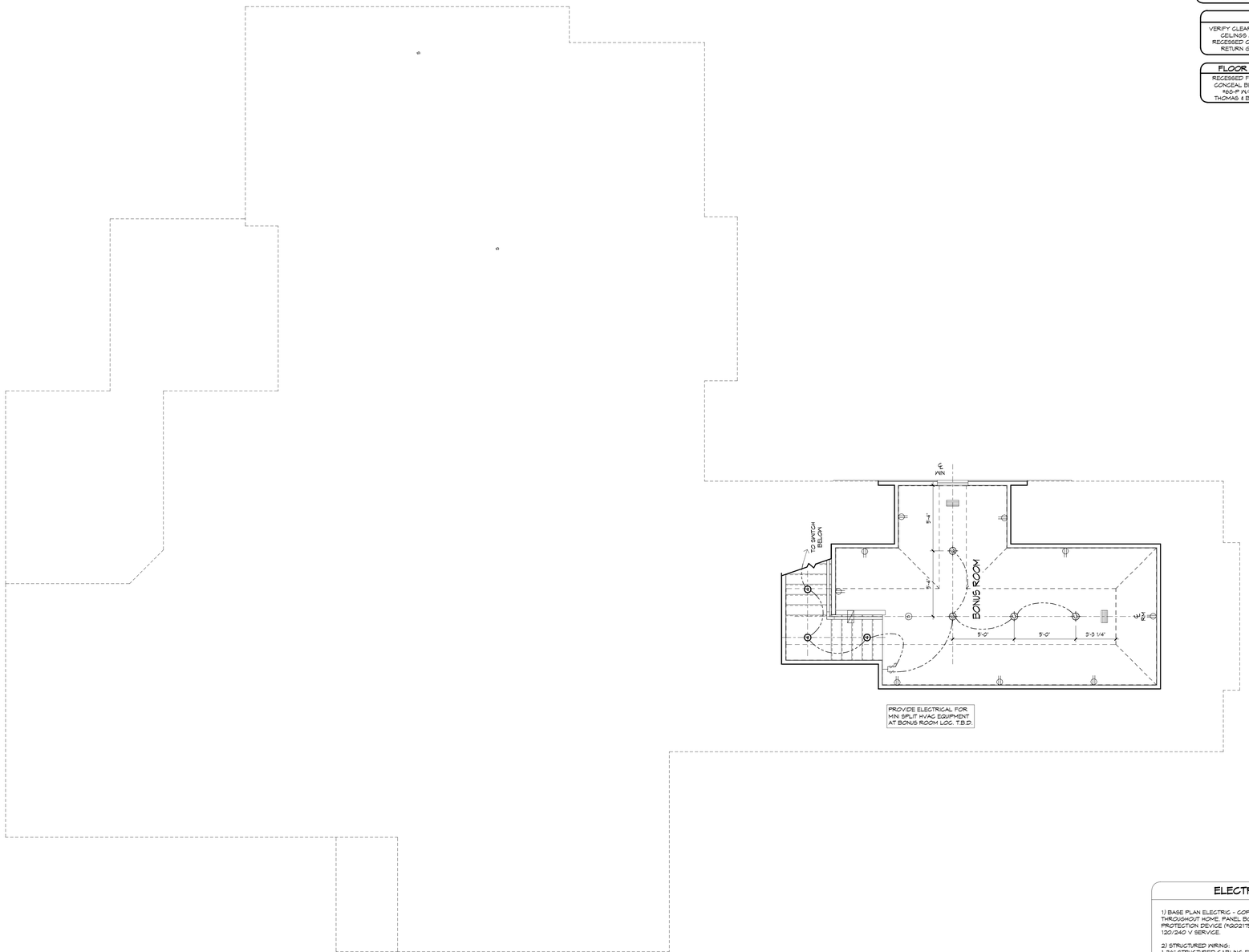

2nd FLOOR ELECTRICAL PLAN

1/4" = 1'-0"

!! NOTE !!
UNDER CABINET LIGHTING & SWITCHES SHOWN FOR LOCATION PURPOSES ONLY. PLEASE REFER TO BUILDING COMPANY STANDARDS.

WATER HEATER NOTE:
INSTALL WATER HEATER PER MANUFACTURERS INSTALLATION INSTRUCTIONS AND CURRENT APPLICABLE CODES

LOW VOLTAGE NOTE:
BUILDING COMPANY TO COORDINATE ALL TV AND CABLE OUTLETS W/LOW VOLTAGE CONTRACTOR

LED LIGHTING NOTE:
ALL LED LIGHTING, INCLUDING RECESSED CAN BULBS, LED TAPE LIGHT, UNDER CABINET LIGHTING AND ACCENT LIGHTING SHALL BE 3000K.

NOTE:
VERIFY CLEARANCE OF TRIM IN ALL CEILINGS AND SOFFITS WITH RECESSED CAN, A/C SUPPLY AND RETURN GRILLE LOCATIONS

FLOOR OUTLET NOTE:
RECESSED FLOOR OUTLET (FULLY CONCEAL BELOW FLOOR LEVEL) 988-P W/COVER PLATE BY: THOMAS & BETTS, INC. OR EQUAL

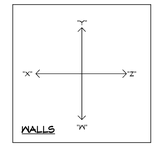

MECHANICAL DISCLAIMER
ANY DUCT ROUTING AND HVAC EQUIPMENT SHOWN ON THESE DRAWINGS ARE DIAGRAMMATIC ONLY. THE BUILDER IS SOLELY RESPONSIBLE FOR COORDINATING ALL ASPECTS OF MECHANICAL INSTALLATION WITH ALL TRADES. THE BUILDER SHALL COORDINATE BETWEEN THE PRE ENGINEERED TRUSS MFR AND/OR FRAMING REQUIREMENTS WITH THE MECHANICAL CONTRACTOR TO ENSURE ADEQUATE SPACE FOR DUCT ROUTING AND EQUIPMENT PLACEMENT AND SUPPORT. HVAC INSTALLATION SHALL BE INSTALLED ACCORDING TO ALL CURRENT STATE AND LOCAL MECHANICAL CODES.

ELECTRICAL NOTES:

1) BASE PLAN ELECTRIC - COPPER WIRING FROM BREAKER PANEL THROUGHOUT HOME. PANEL BOX W/ SURGEBREAKER SURGE PROTECTION DEVICE (NQD2175SB). MINIMUM 200 AMP SINGLE PHASE 120/240 V SERVICE.

2) STRUCTURED WIRING:
1-36" STRUCTURED CABLING ENCLOSURE & FLUSH MOUNT COVER
1-36" ELECTRICAL OUTLET FOR POWER IN ENCLOSURE
1-8 PORT BRIDGED TELEGOM MODULE WITH RJ-31X PORT FOR THE SECURITY SYSTEM
1-10 WAY VIDEO SPLITTER
1-GIGABIT ETHERNET SWITCH 8X 10/ 100/ 1000
1-UTILITY INTERFACE WIRE WITH ONE CAT 5E AND ONE RG-6 CABLE TO GO FROM THE D-MARK TO THE STRUCTURED WIRING CABINET
10-TV/CABLE VIDEO OR MODEM PORTS
12-PHONE AND DATA CONNECTION, HOME NETWORK AND BROADBAND PORTS

3) PROVIDE AFCI'S (ARC-FAULT CIRCUIT INTERRUPTERS) IN ALL DWELLING UNIT BEDROOMS PER NEC, SECTION 210-12.

4) HVAC - CARRIER 16 SEER STRAIGHT COOL W/ VARIABLE SPEED HANDLER & 7.5-10 KW HEAT STRIPS W/ PROGRAMMABLE THERMOSTAT.

5) LED LIGHTING: RECESSED CAN BULBS, FLUORESCENT LIGHTING, UNDER CABINET LIGHTING, N-CABINET LIGHTING AND ROPE LIGHTING FIXTURES AND BULBS TO BE LED

6) SECURITY SYSTEM - 1-DSC POWERSERIES PC 1832 CONTROL PANEL INCLUDES 1 STANDARD KEYPAD, EXTERIOR SIREN, INTERIOR SIREN, MOTION DETECTOR, ALL WINDOWS AND DOORS SENSORED AND BATTERY BACKUP.

7) HVAC (2) ADDITIONAL HVAC ZONES AS SHOWN AT THE REGATTA MODEL AT 605 W. HENRY ST. PUNTA GORDA.

8) WHOLE HOUSE SPEAKER SYSTEM AS SHOWN AT THE REGATTA MODEL AT 605 W. HENRY ST. PUNTA GORDA.

9) HOME AUTOMATION STSEM AS SHOWN AT THE REGATTA MODEL AT 605 W. HENRY ST. PUNTA GORDA.

10) PREWIRE FOR MOTORIZED SHADES. LOCATIONS T.B.D.

ELECTRICAL LEGEND

- DUPLEX OUTLET (110V AT 12" OR AS NTD)
- DUPLEX OUTLET (110V AT 54") *
- DUPLEX OUTLET (110V AT 45") *
- DUPLEX OUTLET (110V AT 48") *
- SPLIT DPLX OUTLET (110V AT 12") TOP IS HOT
- WEATHERPROOF DPLX OUTLET (110V AT 12")
- WEATHERPROOF DPLX OUTLET (110V AT 12") TOP PLUG IS HOT
- 220V OUTLET
- RECESS FLOOR OUTLET
- SPECIAL PURPOSE CONN
- STRUCTURED WIRE COMBO OUTLET
- USB PORT FOR OUTLETS (110V AT 12" OR AS NTD)
- SW SEE ELEC DTL
- 3-WAY SW SEE ELEC DTL
- 4-WAY SW SEE ELEC DTL
- 1-GANG COMBINATION FAN / LIGHT SWITCH
- OCCUPANCY/MOTION DETECTOR SWITCH
- PUSH-BUTTON FOR GARAGE DOOR AT 60"
- DIMMER SW AT 36"
- PUSH-BUTTON DOORBELL
- CLG MNT LGT FIXTURE
- CLG MNT PREWIRE - FIXTURE BY OWNER
- SURFACE MNT FIXTURE
- 7" SURFACE MNT 3000K, 1000 LUMEN, LED FIXTURE
- WALL MNT FIXTURE
- 6" ROUND RECESS 3000K LED RETROFIT TRIM W/OPEN BAFFLE
- 4" MINI ROUND RECESS 3000K LED RETROFIT TRIM W/OPEN BAFFLE
- 4" MINI ROUND RECESS 3000K LED EYEBALL TRIM
- 6" ROUND SLOPE CLG RECESS WITH 3000K LED BULB (INTERIOR SLOPED CLG)
- 2 1/2" MINI ROUND LED 3000K
- CLG FAN/LIGHT PREWIRE AND SWITCHES
- SMOKE DETECTOR OR COMBO SMOKE & CARBON MONOXIDE DETECTOR, PER CODE
- U-8 UNDER CBNT LED 8"
- U-14 UNDER CBNT LED 14"
- U-22 UNDER CBNT LED 22"
- U-30 UNDER CBNT LED 30"
- 48 48" CLG MNT 3000K, LED FIXTURE
- 24 24" VANITY LIGHTING (SEE SPECS)
- 36 36" VANITY LIGHTING (SEE SPECS)
- EXHAUST FAN / LIGHT FIXTURE COMBO
- EXHAUST FAN
- SOFFIT MNT FLOOD LIGHT
- CLG MNT SPEAKER
- CHIMES
- ELEC PANEL
- STRUCTURED WIRING PANEL
- CLG RETURN AIR
- A/C REGISTER
- THERMOSTAT
- SECURITY PAD

* NOTE: ALL OUTLETS ABOVE COUNTERS SHALL BE MOUNTED HORIZONTALLY
* NOTE: ALL 125V, 15 AND 20 AMP OUTLETS TO BE TAMPER-RESISTANT IN AREAS SPECIFIED BY NEC 2014 406.12.
* NOTE: ALL EXTERIOR OUTLETS, OUTLETS IN GARAGE, WALL OUTLETS IN KITCHENS AND BATHROOMS AND ALL OUTLETS WITHIN 6'-0" OF A WATER SOURCE SHALL BE GFI. ALL NON-GFI OR 220V OUTLETS ARE PROTECTED BY AN ARC-FAULT CIRCUIT INTERRUPTER. ALL HEIGHTS TO CENTERLINE AFF.
* NOTE: LIGHTS, FANS, SMOKE DETECTORS, A/C SUPPLIES AND RETURN AIRS TO BE PLACED ON CENTERLINES OF DOORS, WDWS AND HALLWAYS. TYP UNO
* NOTE: COMBINATION SMOKE & CARBON MONOXIDE DETECTORS SHALL BE INSTALLED PER NFPA72 CHAPTER 29 AND FBC-R, 6TH EDITION, SECTION R314 & 315.
* NOTE: COORDINATE LOCATION OF ALL REQ ELECTRICAL, CABLE, AUDIO/VIDEO & DATA RECEPTACLES W/ MOUNTING HARDWARE & MFR INSTALLATION REQ FOR ALL FLAT PANEL DISPLAYS.

UPDATED 8/30/20

PLAN DISCLAIMER
ARE REPRODUCIBLE AS TO PERSPECTIVE, SUBSTANTIALLY CORRECT AS REPRESENTED TO THESE DRAWINGS PLANS, BUT NOT FOR ANY STRUCTURAL INFORMATION INCLUDED OR OMITTED. THE BUILDER IS SOLELY RESPONSIBLE FOR ALL ASPECTS OF CONSTRUCTION, INCLUDING BUT NOT LIMITED TO THE FEDERAL, STATE, AND LOCAL BUILDING CODES, ORDINANCES AND LAWS INCLUDING BUT NOT LIMITED TO THE FLORIDA BUILDING CODE, ENERGY, ACCESSIBILITY, RESIDENTIAL, EXISTING BUILDING, PLUMBING, MECHANICAL, FUEL GAS, ELECTRICAL, FRAMING STRUCTURE, FLAMMABLE AND HURRICANE PROTECTION, AIR TRANSFERS. NO, IS NOT RESPONSIBLE FOR ANY DEVIATIONS FROM THE PLANS, SPECIFICATIONS, OR OTHER REPRESENTATIONS MADE BY THE BUILDER OR BY ANY OF THOSE DRAWINGS THE OWNER, BUILDER, AND SUBCONTRACTORS ACKNOWLEDGE AND AGREE TO THIS DISCLAIMER.

ARHOMES
COPYRIGHT, AC
ALL RIGHTS RESERVED

5/11/20	ROM A
09/04/21	ROM B

THE LANCASTER 1752F - L - EVERETT APELT & JENNI JONES

2nd FL. ELECTRICAL PLAN

BUILDER: BRYAN ZECHER HOMES, INC.
AN INDEPENDENTLY OWNED AND OPERATED FRANCHISE

PLAN PLAN 1752F-2014-15-01-CUST
SCALE 1/4" = 1'-0"
DG 2018-JONES-B

7A

GENERAL NOTES:

CABINET ELEVATIONS AND LIGHTING ARE GRAPHIC REPRESENTATIONS ONLY. REFERENCE SHOULD BE MADE TO THE ELECTRICAL SHEET, CABINET MFR DRAWINGS AND SPECS FOR FURTHER INFORMATION.

REFER TO CABINET SHOP DRAWINGS FOR CABINET & VANITY TOP DIMENSIONS.

THE TOE KICK IS 4".

PLUMBING, TILE, BASE MLDG, DOOR CASING & DECORATIVE LIGHTING & DECORATIVE MIRRORS ARE ILLUSTRATED FOR LOCATION PURPOSES ONLY. PLEASE REFER TO COMMUNITY STANDARDS FOR SIZES & SPECS.

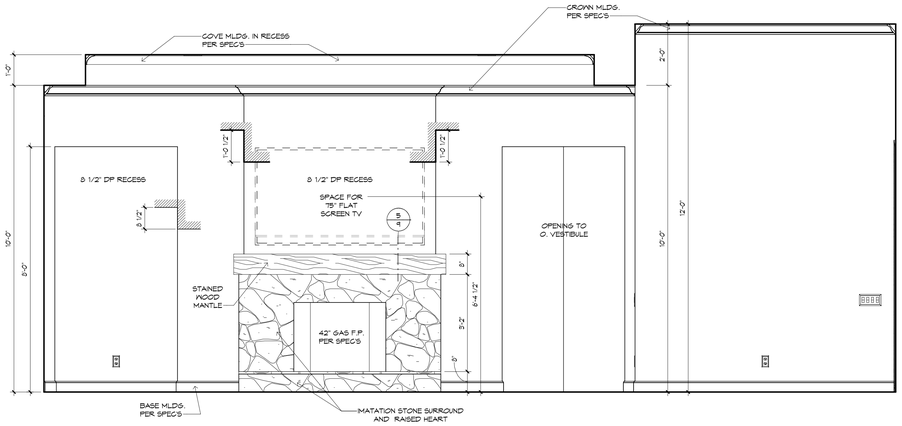

GREAT ROOM / FOYER - "Y"
1/2" = 1'-0"

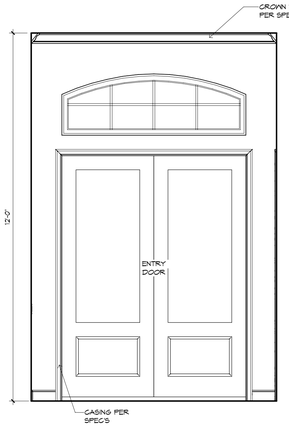

FOYER - "Z"
1/2" = 1'-0"

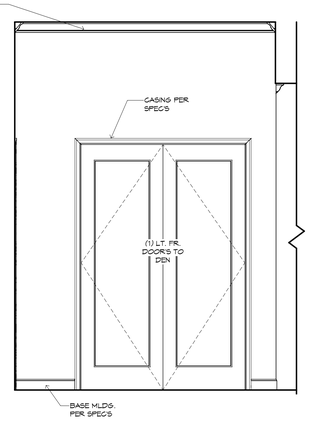

FOYER - "W"
1/2" = 1'-0"

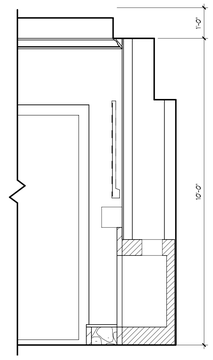

GREAT ROOM - "X"
1/2" = 1'-0"

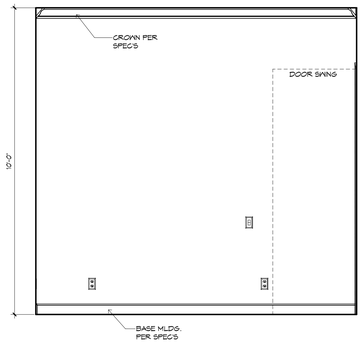

DEN - "X"
1/2" = 1'-0"

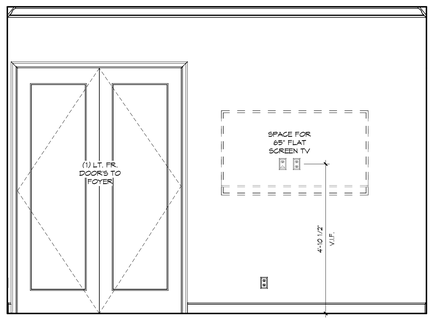

DEN - "Y"
1/2" = 1'-0"

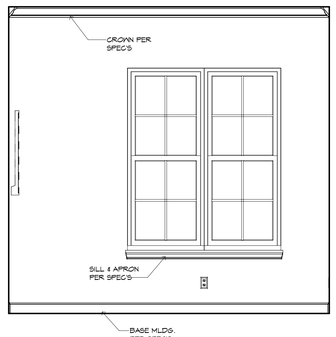

DEN - "Z"
1/2" = 1'-0"

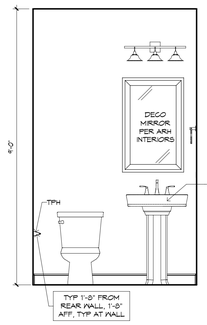

POWDER BATH 1 - "W"
1/2" = 1'-0"

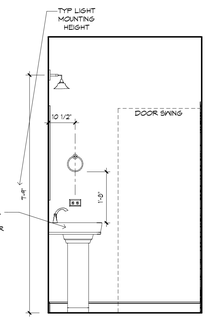

POWDER BATH 1 - "X"
1/2" = 1'-0"



POWDER BATH 1 - "Y"
1/2" = 1'-0"

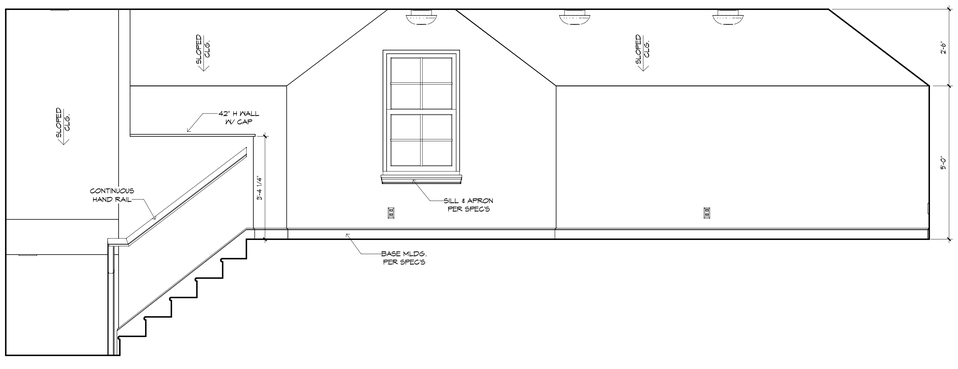

BONUS ROOM - "Y"
1/2" = 1'-0"

ARHOMES
COPYRIGHT © ARHOMES, INC. ALL RIGHTS RESERVED

5/11/22	RCM A
02/04/21	RCM B

PLAN DISCLAIMER

ARHOMES, INC. IS A DESIGNER & SELLER OF STOCK PLANS. THE PLANS ARE PROVIDED AS A THREE DIMENSIONAL PLAN, BUT DO NOT CONTAIN ALL INFORMATION REQUIRED OR WRITTEN BY THE BUILDER & ENGINEER TO BE A COMPLETE SET OF CONSTRUCTION DOCUMENTS. THE PLANS MUST BE REVIEWED BY A LOCAL ENGINEER TO ENSURE COMPLIANCE WITH LOCAL, STATE, AND FEDERAL STATE, AND LOCAL BUILDING CODES, ORDINANCES, AND LAWS, INCLUDING BUT NOT LIMITED TO THE FOLLOWING: FRAMING, FOUNDATION, ELECTRICAL, PLUMBING, MECHANICAL, ENERGY, FIRE, SEISMIC, WIND, FLOOD, ZONING, ACCESSIBILITY, ENVIRONMENTAL, AND HOMEOWNERS ASSOCIATION REQUIREMENTS. THE PLANS ARE PROVIDED "AS IS" WITHOUT WARRANTY OF ANY KIND, EXPRESS OR IMPLIED, INCLUDING BUT NOT LIMITED TO THE IMPLIED WARRANTIES OF MERCHANTABILITY, FITNESS FOR A PARTICULAR PURPOSE, FRAMING PROPERTIES, FLAMING AND PROPERTIES PROTECTION, ART, FRAMEWORK, NO, & NOT RESPONSIBLE FOR ANY ERRORS OR OMISSIONS IN THE PLANS. THE BUILDER AGREES TO ASSUME ALL RESPONSIBILITY FOR THE PLANS, INCLUDING BUT NOT LIMITED TO, ANY ERRORS OR OMISSIONS IN THE PLANS, AND AGREES TO INDEMNIFY, DEFEND, AND HOLD HARMLESS ARHOMES, INC. FROM ANY AND ALL CLAIMS, LIABILITIES, DAMAGES, LOSSES, AND EXPENSES, INCLUDING BUT NOT LIMITED TO, ATTORNEY'S FEES AND COSTS OF SUIT, ARISING OUT OF OR IN CONNECTION WITH THE USE OF THESE DRAWINGS BY THE OWNER, BUILDER, AND SUBCONTRACTORS, NONOWNERS, AND AGREE TO THIS DISCLAIMER.

THE LANCASTER 1752F - L - EVERETT APELT & JENNI JONES

FOYER, GREAT RM, DEN, PDR 1, BONUS

BUILDER: BRYAN ZEGHER HOMES, INC.
AN INDEPENDENTLY OWNED AND OPERATED FRANCHISE

PLAN PLAN 1752F-3H-15-01-0.0ST
SCALE 1/2" = 1'-0"
DATE 03-20-18_JONES-B

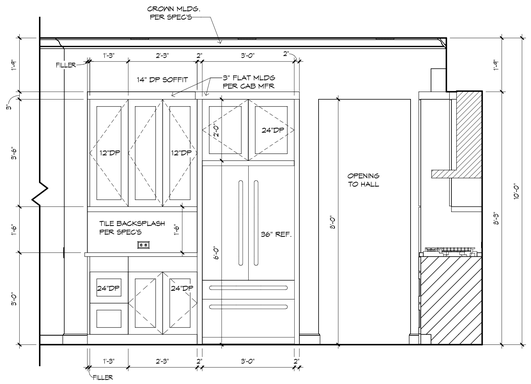

KITCHEN - "Z"
1/2" = 1'-0"

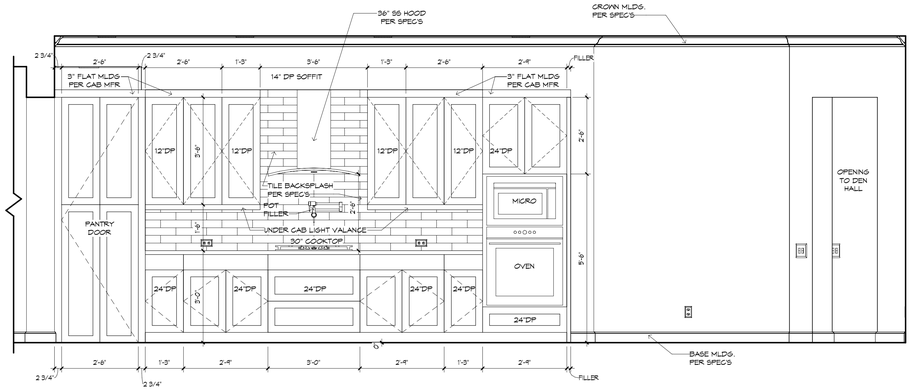

KITCHEN - "W"
1/2" = 1'-0"

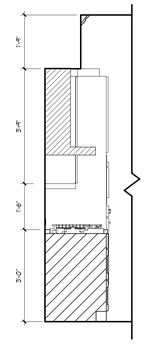

A KITCHEN SECTION

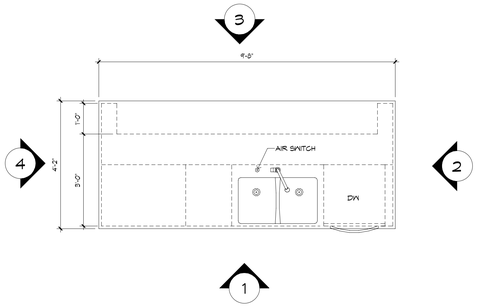

KITCHEN ISLAND PLAN
1/2" = 1'-0"

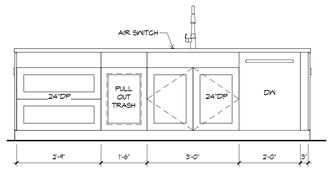

1 1/2" = 1'-0"

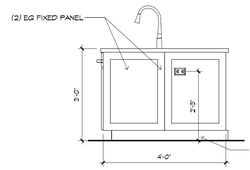

2 1/2" = 1'-0"

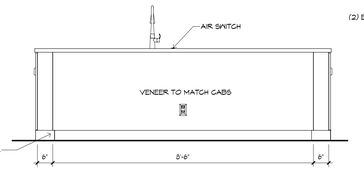

3 1/2" = 1'-0"

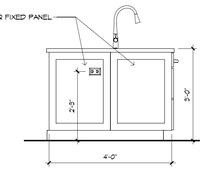

4 1/2" = 1'-0"

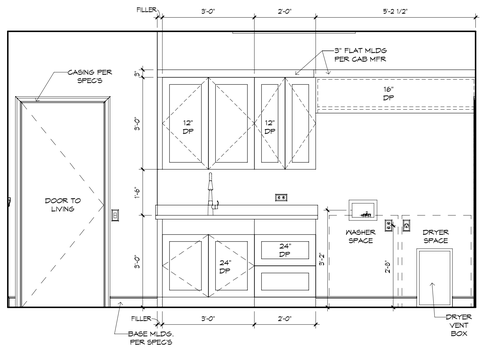

UTILITY - "X"
1/2" = 1'-0"

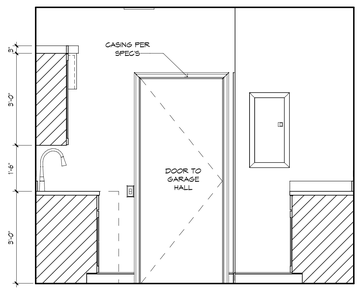

UTILITY - "Y"
1/2" = 1'-0"

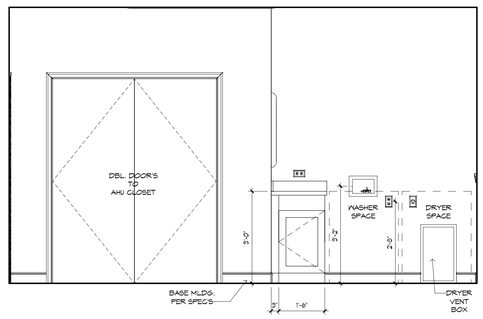

UTILITY - "Z"
1/2" = 1'-0"

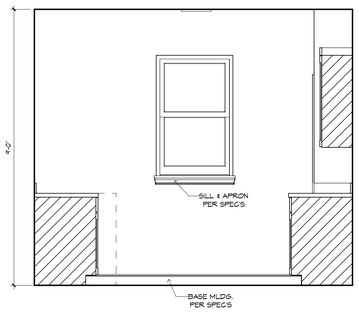

UTILITY - "W"
1/2" = 1'-0"

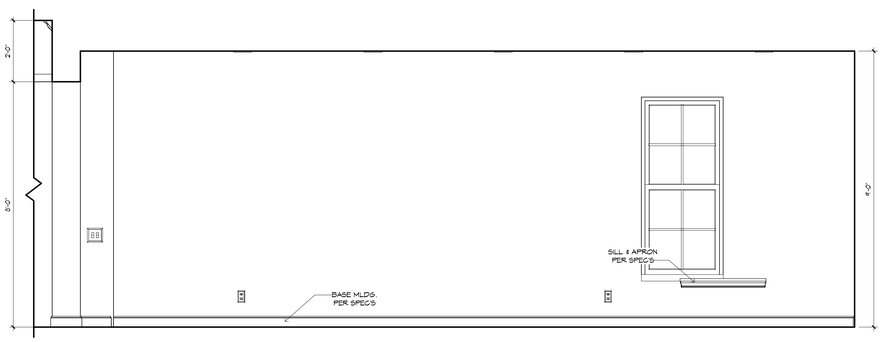

HALL TO GARAGE - "Y"
1/2" = 1'-0"

GENERAL NOTES:

CABINET ELEVATIONS AND LIGHTING ARE GRAPHIC REPRESENTATIONS ONLY. REFERENCE SHOULD BE MADE TO THE ELECTRICAL SHEET, CABINET MFR DRAWINGS AND SPECS FOR FURTHER INFORMATION.

REFER TO CABINET SHOP DRAWINGS FOR CABINET & VANITY TOP DIMENSIONS.

THE TOE KICK IS 4".

PLUMBING, TILE, BASE MLDG, DOOR CASING & DECORATIVE LIGHTING & DECORATIVE MIRRORS ARE ILLUSTRATED FOR LOCATION PURPOSES ONLY. PLEASE REFER TO COMMUNITY STANDARDS FOR SIZES & SPECS.

ARHOMES

COPYRIGHT
AR HOMES, LLC
ALL RIGHTS RESERVED

03/11/22 REV A
02/04/21 REV B

PLAN DISCLAIMER
AR HOMES DOES NOT ASSUME ANY RESPONSIBILITY FOR THE ACCURACY OF REPRESENTATIONS MADE BY THIRD PARTIES, WHICH MAY BE CONTAINED IN OR OMITTED FROM THIS PLAN OR ANY OTHER DRAWINGS, PLANS, BID DOCUMENTS, OR OTHER DATA PROVIDED OR MADE AVAILABLE TO THE BUILDER OR PROPERTY OWNER. THE BUILDER OR PROPERTY OWNER SHOULD INDEPENDENTLY VERIFY ALL INFORMATION, INCLUDING BUT NOT LIMITED TO THE FEDERAL, STATE, AND LOCAL BUILDING CODES, ORDINANCES AND LAWS, INCLUDING BUT NOT LIMITED TO THE FLOOD, FIRE, SEISMIC, ENERGY, ACCESSIBILITY, ZONING, SETBACK, AND ENVIRONMENTAL LAWS, ORDINANCES, CODES, OR REGULATIONS, ZONING ORDINANCES, RESTRICTIVE COVENANTS, SUBDIVISION MAPS, ENGINEERING, SURVEYS, TITLE, ZONING, PLANNING, PERMITS, PLANNED AND PROPOSED PROJECTS, FRAMING PROFILES, PLANNING AND PROPERTIES PROTECTION, AR HOMES HAS NO SUCH RESPONSIBILITY FOR THE ACCURACY OF THE PLAN OR ANY OTHER DRAWINGS, PLANS, BID DOCUMENTS, OR OTHER DATA PROVIDED OR MADE AVAILABLE TO THE BUILDER OR PROPERTY OWNER. THE BUILDER OR PROPERTY OWNER SHALL INDEMNIFY AR HOMES FOR ANY DAMAGES, LOSSES, OR EXPENSES ARISING OUT OF OR RELATING TO ANY SUCH DRAWINGS, PLANS, BID DOCUMENTS, OR OTHER DATA. BY USE OF THESE DRAWINGS THE OWNER, BUILDER, AND SUBCONTRACTORS ACKNOWLEDGE AND AGREE TO THIS DISCLAIMER.

THE LANCASTER 1752F - L - EVERETT APELT & JENNI JONES

KITCHEN, UTILITY, HALL TO GARAGE

PLAN #: AN 1752F-3M-15-01-'G-GST'
SQ. FOOTAGE: 2,577 SQ. FT.
SQ-2019-JONES-B

BUILDER: BRYAN ZEGHER HOMES, INC.
AN INDEPENDENTLY OWNED AND OPERATED FRANCHISE

8.1

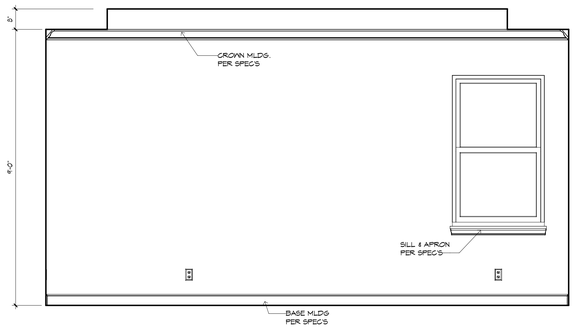

O.SUITE - "Y"
1/2" = 1'-0"

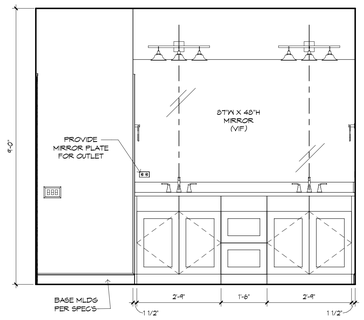

O. BATH - "Y"
1/2" = 1'-0"

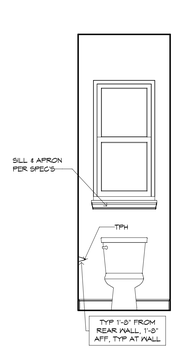

O. BATH W.C - "Y"
1/2" = 1'-0"

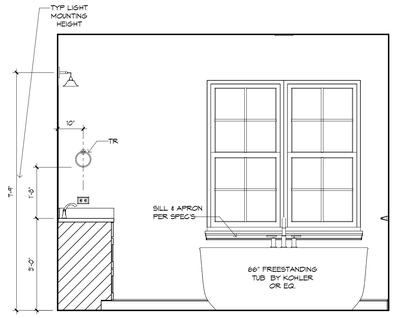

O. BATH - "Z"
1/2" = 1'-0"

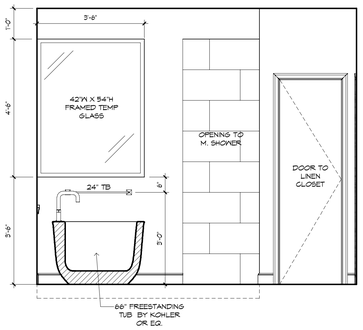

O. BATH - "W"
1/2" = 1'-0"

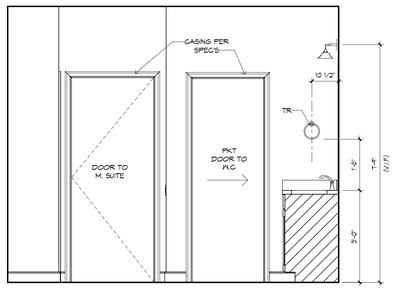

O. BATH - "X"
1/2" = 1'-0"

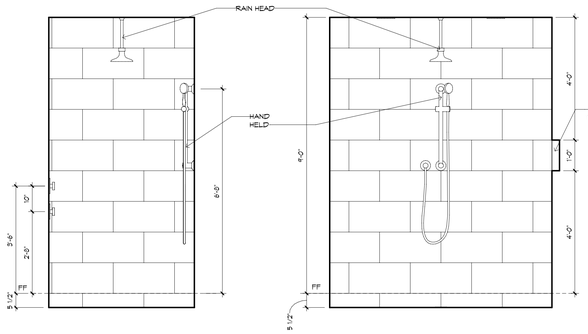

O. BATH SHOWER - "Z"
1/2" = 1'-0"

O. BATH SHOWER - "W"
1/2" = 1'-0"

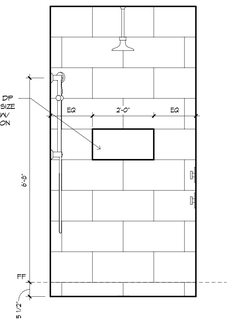

O. BATH SHOWER - "X"
1/2" = 1'-0"

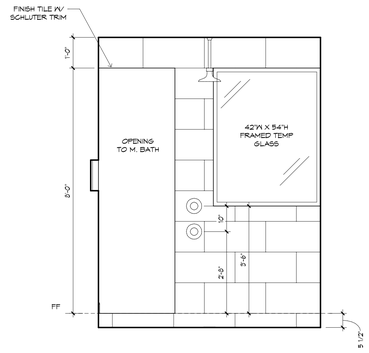

O. BATH SHOWER - "Y"
1/2" = 1'-0"

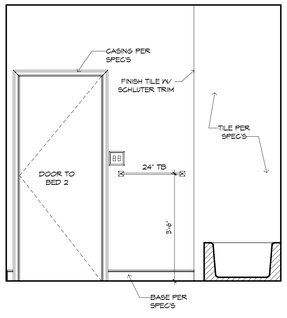

BATH 2 - "W"
1/2" = 1'-0"

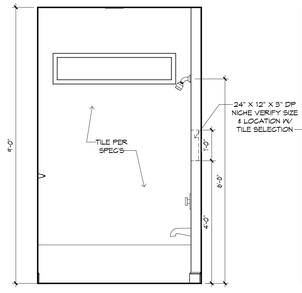

BATH 2 - "X"
1/2" = 1'-0"

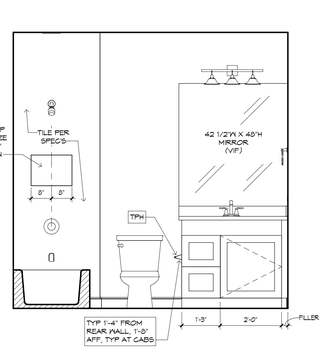

BATH 2 - "Y"
1/2" = 1'-0"

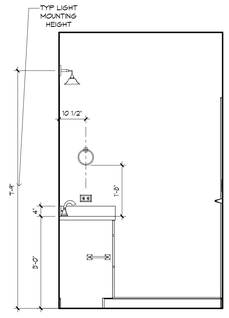

BATH 2 - "Z"
1/2" = 1'-0"

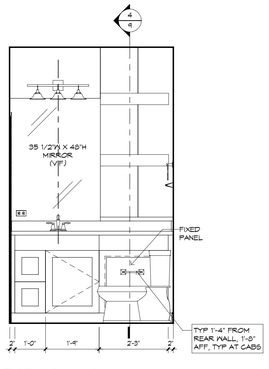

BATH 3 - "X"
1/2" = 1'-0"

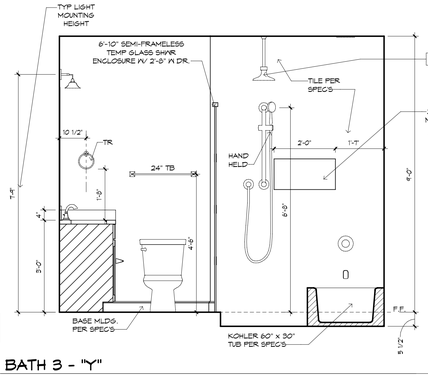

BATH 3 - "Y"
1/2" = 1'-0"

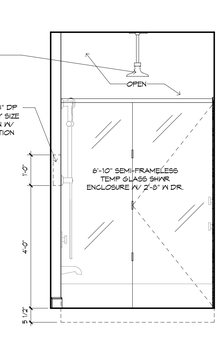

BATH 3 - "Z"
1/2" = 1'-0"

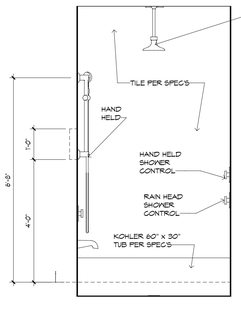

BATH 3 SHOWER WALL- " Z"
1/2" = 1'-0"

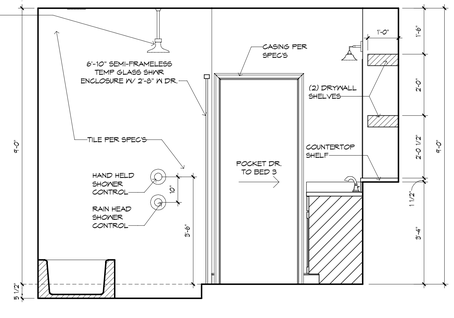

BATH 3 - "W"
1/2" = 1'-0"

PLAN DISCLAIMER
ARE DIMENSIONS, NOTES, TILE SPECIFICATIONS, & COST ESTIMATES DEEMED ACCURATE & REPRESENTED IN THESE DRAWINGS PLANS, BUT DUE TO ANY STRUCTURAL INFORMATION INCLUDED OR OMITTED, THE BUILDER & DESIGNER ASSUMES NO RESPONSIBILITY FOR ANY ERRORS OR OMISSIONS. THE BUILDER IS RESPONSIBLE FOR ALL FEDERAL, STATE, AND LOCAL BUILDING CODES, ORDINANCES, AND LAWS, INCLUDING BUT NOT LIMITED TO THE INTERNATIONAL RESIDENTIAL CODE (IRC) AND THE INTERNATIONAL BUILDING CODE (IBC) WHICH MAY BE REQUIRED TO BE ADDED TO THE PROJECT. FRAMING MEMBERS, FLASHING AND MOISTURE PROTECTION ARE FRAMING INC. & NOT RESPONSIBLE FOR COLLECTING, PAYING OR ENSURING PAYMENT OF ANY SUCH FEES. THE BUILDER IS RESPONSIBLE FOR ENSURING THAT ALL OF THESE DRAWINGS ARE ACCURATE FOR THE SITE, AND THAT THE PLAN IS IN COMPLIANCE WITH ALL OF THESE DRAWINGS THE OWNER, BUILDER, AND SUBCONTRACTORS ACKNOWLEDGE AND AGREE TO THIS DISCLAIMER.

ARHOMES

COPYRIGHT
AR HOMES, INC.
ALL RIGHTS RESERVED

01.11.22	REV A
02.04.21	REV B

THE LANCASTER 1752F - L - EVERETT APELT & JENNI JONES

O. SUITE, O. BATH, BATH 2, BATH 3

BUILDER: BRYAN ZEGHER HOMES, INC.
A DIVISION OF ZEGHER HOLDINGS, LLC
AN INDEPENDENTLY OWNED AND OPERATED FRANCHISE

PLAN #: AN 1752F-3M-15-01-'C-01'
DATE: 02-04-2021
SQ-2016-ADRES-B

8.2

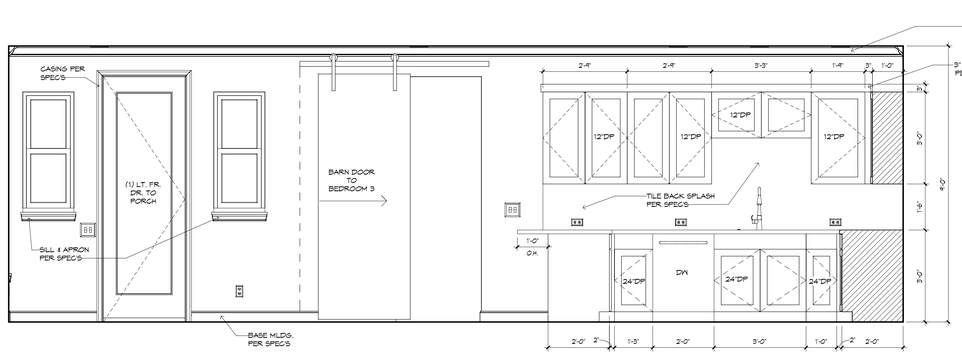

DINING/KITCHEN 2 - "X"

1/2" = 1'-0"

KITCHEN 2 - "Y"

1/2" = 1'-0"

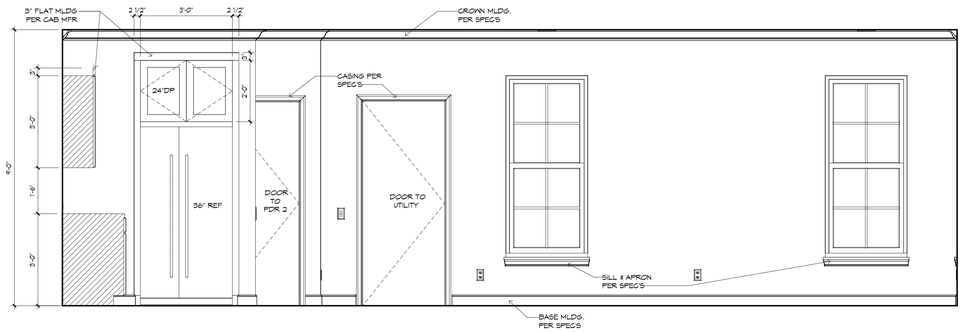

KITCHEN 2/LIVING - "Z"

1/2" = 1'-0"

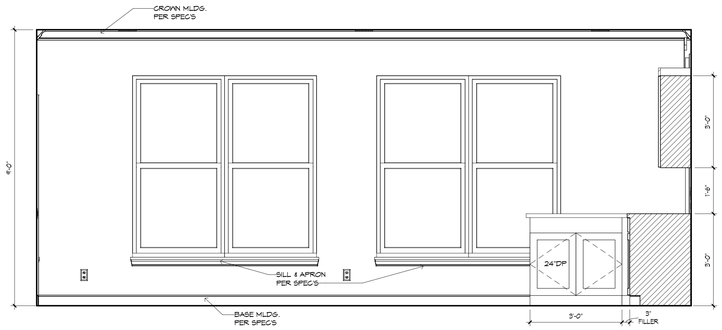

LIVING/KITCHEN 2 - "W"

1/2" = 1'-0"

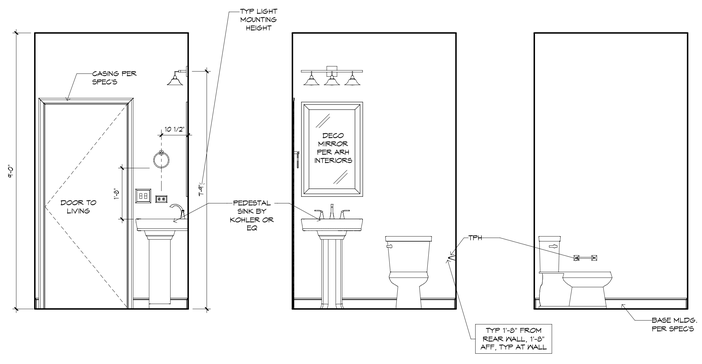

POWDER BATH 2 - "X"

1/2" = 1'-0"

POWDER BATH 2 - "Y"

1/2" = 1'-0"

POWDER BATH 2 - "Z"

1/2" = 1'-0"

ARHOMES

COPYRIGHT
AR HOMES, INC.
ALL RIGHTS RESERVED

01/11/22	RDM A
02/04/21	RDM B

PLAN DISCLAIMER
AR HOMES, INC. IS RESPONSIBLE FOR THE CONTENT OF THIS DRAWING ONLY AS REPRESENTED TO THEIR BROKERS. PLANS, BUT NOT FOR ANY STRUCTURAL INFORMATION INCLUDED OR OMITTED. THE BUILDER IS RESPONSIBLE FOR ALL DIMENSIONS, ELEVATIONS, STRUCTURAL INFORMATION, MATERIALS, AND COMPLIANCE WITH THE FEDERAL, STATE, AND LOCAL BUILDING CODES, ORDINANCES AND LAWS, INCLUDING BUT NOT LIMITED TO THE INTERNATIONAL RESIDENTIAL CODE AS ADOPTED BY THE JURISDICTION IN WHICH THE PROJECT IS LOCATED. THE BUILDER IS RESPONSIBLE FOR ALL ELEVATIONS, DIMENSIONS, AND CONDITIONS TO BE VERIFIED ON THE PROJECT. FRAMING MEMBERS, PLUMBING AND MECHANICAL PROTECTION, AR FRAMING, INC. IS NOT RESPONSIBLE FOR COLD WEATHER PROTECTION OF PLUMBING AND MECHANICAL EQUIPMENT. THE BUILDER IS RESPONSIBLE FOR ALL OF THESE DRAWINGS TO THE OWNER, BUILDER, AND SUBCONTRACTORS ACKNOWLEDGE AND AGREE TO THIS DISCLAIMER.

THE LANCASTER 1752F - L - EVERETT APELT & JENNI JONES

KITCHEN 2, DINING, LIVING, PDR 2

PLAN FILE: LAN 1752F-3M-19-01-"D.GBT"
SCALE: 1/2" = 1'-0"
SQ. 2019 IECC/IRC-B

BUILDER: BRYAN ZEGHER HOMES, INC.
AN INDEPENDENTLY OWNED AND OPERATED FRANCHISE

8.3

GENERAL NOTES:

CABINET ELEVATIONS AND LIGHTING ARE GRAPHIC REPRESENTATIONS ONLY. REFERENCE SHOULD BE MADE TO THE ELECTRICAL SHEET, CABINET MFR DRAWINGS AND SPECS FOR FURTHER INFORMATION.

REFER TO CABINET SHOP DRAWINGS FOR CABINET & VANITY TOP DIMENSIONS.

THE TOE KICK IS 4".

PLUMBING, TILE, BASE MLDG, DOOR CASING & DECORATIVE LIGHTING & DECORATIVE MIRRORS ARE ILLUSTRATED FOR LOCATION PURPOSES ONLY. PLEASE REFER TO COMMUNITY STANDARDS FOR SIZES & SPECS.

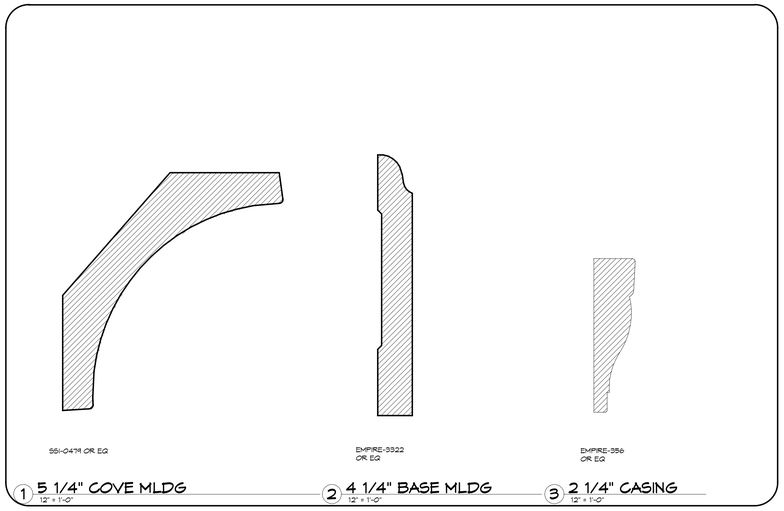

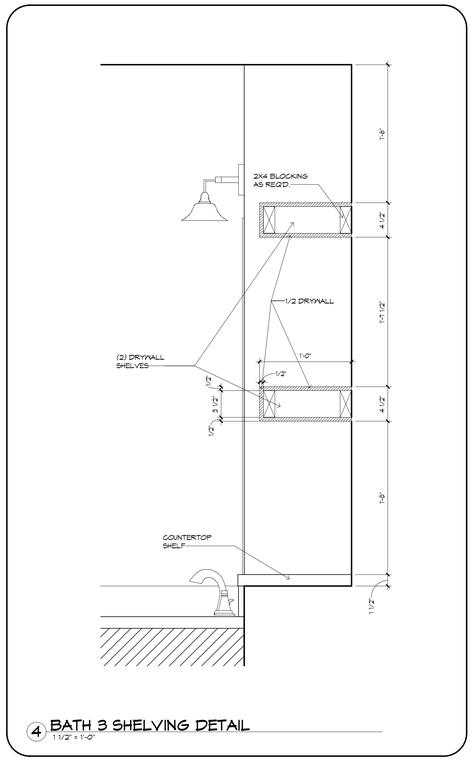

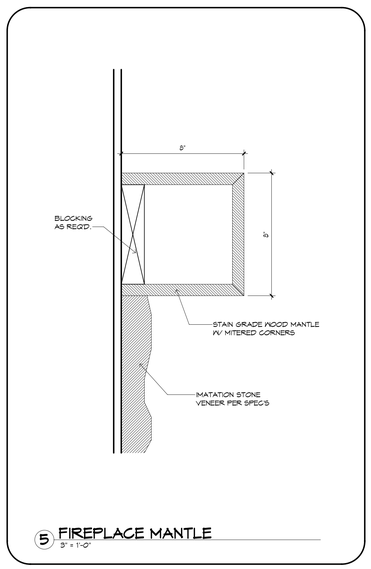

PLAN DISCLAIMER

ARE REPRODUCIBLE, AS TO REPRESENTATIONS, TO BE REPRESENTED AS THOSE OF THE BUILDER. THE BUILDER IS RESPONSIBLE FOR ALL INFORMATION INCLUDED OR OMITTED. THE BUILDER IS RESPONSIBLE FOR ALL DIMENSIONS AND MUST VERIFY ALL DIMENSIONS. THE BUILDER IS RESPONSIBLE FOR ALL FEDERAL, STATE, AND LOCAL BUILDING CODES, ORDINANCES, AND LAWS INCLUDING BUT NOT LIMITED TO THE FOLLOWING: FRAMING, PLUMBING, ELECTRICAL, MECHANICAL, ENERGY, AND FIRE PROTECTION. ALL DIMENSIONS ARE PROJECTED. FRAMING MEMBERS, PLUMBING AND MECHANICAL PROTECTION ARE FRAMING. NO ELEVATIONS ARE TO BE FOLLOWED. THE BUILDER IS RESPONSIBLE FOR ALL ELEVATIONS. THE BUILDER IS RESPONSIBLE FOR ALL OF THESE DRAWINGS THE OWNER, BUILDER, AND SUBCONTRACTORS ACKNOWLEDGE AND AGREE TO THIS DISCLAIMER.

COPYRIGHT
BRYAN ZEGHER HOMES, INC.
ALL RIGHTS RESERVED

BRHOMES

01.11.22	REV A
02.04.21	REV B

THE LANCASTER 1752F - L - EVERETT APELT & JENNI JONES

MOULDING PROFILES & DETAILS

PLAN FILE: 1752F-3H-1S-01-"CLIST"
SCALE: 1/4" = 1'-0"
SQ. FOOTAGE: 2,000
SQ. DATE: JONES-B

BUILDER: BRYAN ZEGHER HOMES, INC.
AN INDEPENDENTLY OWNED AND OPERATED FRANCHISE