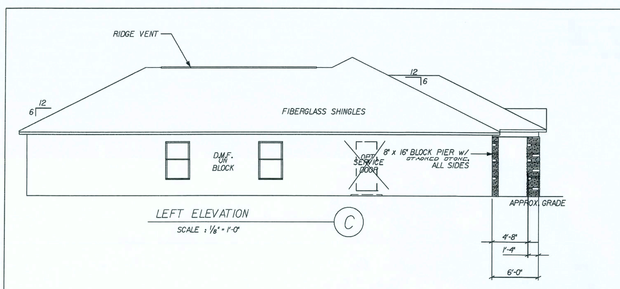

LEFT ELEVATION
SCALE : 1/4" = 1'-0" (C)

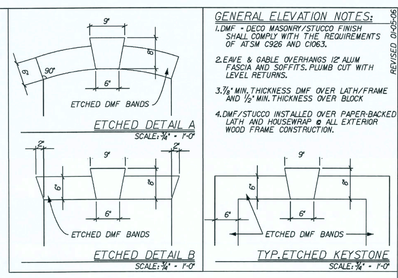

GENERAL ELEVATION NOTES:

1. DMF - DECO MASONRY/STUCCO FINISH SHALL COMPLY WITH THE REQUIREMENTS OF ASTM C926 AND C1063.
2. E/W & GABLE OVERHANGS 12" ALUM FASCIA AND SOFFITS. PLUMB CUT WITH LEVEL RETURNS.
3. 3/8" MIN. THICKNESS DMF OVER LATH/FRAME AND 1/2" MIN. THICKNESS OVER BLOCK
4. DMF/STUCCO INSTALLED OVER PAPER-BACKED LATH AND HOUSEWRAP @ ALL EXTERIOR WOOD FRAME CONSTRUCTION.

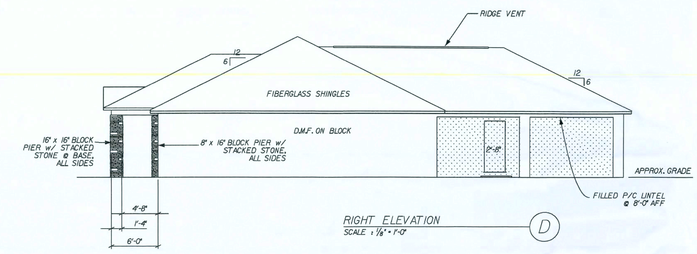

RIGHT ELEVATION
SCALE : 1/4" = 1'-0" (D)

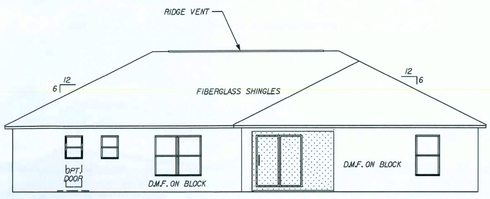

REAR ELEVATION
SCALE : 1/4" = 1'-0" (B)

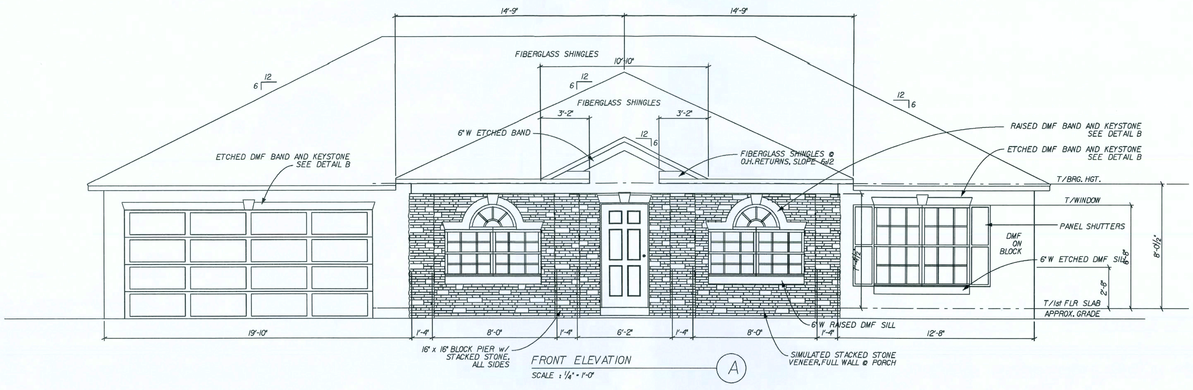

FRONT ELEVATION
SCALE : 1/4" = 1'-0" (A)

REVISED 04-05-06
REVISIONS
12-06 ADD GLASS TO PORCH DOOR

Maronda Homes
(407) 321-0064 4005 MARONDA WAY SANFORD, FLORIDA

AMERICANA | EXT. ELEVATIONS
AUSTIN 4
ELEVATION "M"
DRAWN BY: | GARAGE: LEFT
RELEASE DATE: 04-04-06
09.08.38

Maronda Systems
4005 Maronda Way
Sanford, FL 32771
(407)321-0064

Tomas Ponce P.E.
License No. 0050068
OCT 10 2007

SHEET:
1m

PLOT DATE: 19 JUN 2007

FLORIDA BUILDING CODE 2004 : RESIDENTIAL

AUSTIN - 4M

FLORIDA DESIGN CRITERIA
REVISED 05-03-07

BUILDING DATA

FLORIDA BUILDING CODE 2004 : RESIDENTIAL, 2005 and 2006 SUPPLEMENT
FLORIDA BUILDING CODE 2004 : PLUMBING, 2005 and 2006 SUPPLEMENT
FLORIDA BUILDING CODE 2004 : MECHANICAL, 2005 and 2006 SUPPLEMENT
FLORIDA BUILDING CODE 2004 : FUEL GAS, 2005 and 2006 SUPPLEMENT

NATIONAL ELECTRICAL CODE 2005

STRUCTURAL DESIGN PARAMETERS: ASCE 7-2002 (PER FRC 2004 : SECTION R301.2.2.1)

CLASSIFICATION : 2

OCCUPANCY: RESIDENTIAL

BUILDING DESIGN: ENCLOSED

WIND SPEED: 125 MPH - 3 SECOND GUST (FRC 2004 : SECTION R301.2.1.3)

EXPOSURE: B

INTERNAL PRESSURE COEFFICIENT: GCpi = +/- 0.18

IMPORTANCE FACTOR: 1.0

NUMBER OF STORIES: ONE STORY

BUILDING MEAN ROOF HEIGHT: 15 FEET, MAX.

WOOD FRAMING INSPECTION
ALL PLUMBING, ELECTRICAL AND MECHANICAL ROUGH-INS MUST BE COMPLETE, INSPECTED AND APPROVED BEFORE REQUESTING THE FRAMING INSPECTION. (FRC 2004, SECTION R109.3)

TERMITE TREATMENT
THE BUILDING AND PATIO SLAB HAVE RECIEVED A COMPLETE TREATMENT FOR THE PREVENTION OF SUBTERRANEAN TERMITES. THE TREATMENT IS IN ACCORDANCE WITH THE RULES AND LAWS OF THE FLORIDA DEPARTMENT OF AGRICULTURE AND CONSUMER SERVICES. (FRC 2004, SECTION R320)

BORA CARE : TERMITE TREATMENT
THE BUILDING HAS RECIEVED A COMPLETE TREATMENT FOR THE PREVENTION OF SUBTERRANEAN TERMITES. THE TREATMENT IS IN ACCORDANCE WITH THE RULES AND LAWS OF THE FLORIDA DEPARTMENT OF AGRICULTURE AND CONSUMER SERVICES. (FRC 2004, SECTION R320.1.8)

EXTERIOR WINDOWS AND GLASS DOORS
EXTERIOR WINDOWS AND GLASS DOORS SHALL BE TESTED BY AN APPROVED INDEPENDENT TESTING LABORATORY, AND SHALL BE LABELED WITH AN APPROVED LABEL (FRC 2004, SECTION R613)

SEE MANUFACTURER'S DETAIL SHEETS FOR DESIGN CRITERIA AND INSTALLATION METHODS.

WINDBOURNE DEBRIS REGIONS
WINDOWS IN BUILDINGS LOCATED IN WIND-BOURNE DEBRIS REGIONS SHALL HAVE GLAZED OPENINGS PROTECTED FROM WIND-BOURNE DEBRIS. GLAZED OPENING PROTECTION FOR WIND-BORNE DEBRIS SHALL MEET THE REQUIREMENTS OF THE LARGE MISSILE TEST OF ASTM E 1996 AND OF ASTM E 1886, SSTD 12, ANSI/DASMA 115 (FOR GARAGE DOORS) OR TAS201, 202 AND 203 . (FRC 2004, SECTION R301.2.1.2)

GEORGIA DESIGN CRITERIA
REVISED 12-07-06

BUILDING DATA

INTERNATIONAL RESIDENTIAL CODE 2006
INTERNATION PLUMBING CODE 2006
INTERNATIONAL MECHANICAL CODE 2006
INTERNATIONAL FUEL GAS CODE 2006

NATIONAL ELECTRICAL CODE 2005

STRUCTURAL DESIGN PARAMETERS: ASCE 7-2002 (SECTION R301.2.1.1)

CLASSIFICATION : 2

OCCUPANCY: RESIDENTIAL

BUILDING DESIGN: ENCLOSED

WIND SPEED: 125 MPH - 3 SECOND GUST (SECTION R301.2.1.3)

EXPOSURE: B

INTERNAL PRESSURE COEFFICIENT: GCpi = +/- 0.18

IMPORTANCE FACTOR: 1.0

NUMBER OF STORIES: ONE STORY

BUILDING MEAN ROOF HEIGHT: 15 FEET, MAX.

1TM005501

INDEX OF DRAWINGS : AUSM4-125L

SHEET NO.	TITLE	VYACE FILE NAME
ARCHITECTURAL		
0	COVER SHEET	a_aus4m-125l-000
1	EXTERIOR ELEVATIONS	a_aus4m-125l-001
2	FOUNDATION PLAN	a_aus4m-125l-002
3	FLOOR PLAN	a_aus4m-125l-003
W.I	WINDOW & LINTEL SCHEDULE	a_aus4m-125l-004
3A	INTERIOR ELEVATIONS AND DETAILS	a_aus4m-125l-005
CSU	STANDARD BUILDING SECTIONS	a_aus4m-125l-006
TRI	ROOF TRUSS INFO	a_aus4m-125l-007
RSI	ROOF SHEATHING	a_aus4m-125l-008
ELECTRICAL		
E.1	ELECTRICAL FIRST FLOOR	e_aus4-1-000
E.1A	ELECTRICAL DETAILS / LOAD CALCS	e_aus4-1-001
MECHANICAL		
H/A	HVAC REGISTER LAYOUT	m_aus4-1-000
ISO-H	HVAC ISOMETRIC	m_aus4-1-001
PLUMBING		
FP.1	PLUMBING UNDERGROUND PLAN	p_aus4-1-000
ISO-P	DWV PLUMBING ISOMETRIC	p_aus4-1-001
ISO-W	CPVC WATER ISOMETRIC	p_aus4-1-002
STANDARD DETAILS		
FTG	STANDARD DETAILS - FOOTINGS	s_aus4-000
SD.1	STANDARD DETAILS	s_aus4-002
SDD	STANDARD DETAILS - DOORS	s_aus4-003
SDW	STANDARD DETAILS - WINDOWS	s_aus4-004
SDH	STANDARD DETAILS - HEATING	s_aus4-005

REVISIONS :
11-06-06 RELEASE FOR PRODUCTION

1TM005501 ORA
5-1 1TM CC

12-07-06 REV. CODE INFORMATION

Maronda Homes
(407) 321-0064 4005 MARONDA WAY SANFORD, FLORIDA

TYPICAL
THIS STRUCTURE WAS DESIGNED IN ACCORDANCE WITH THE 2004 FLORIDA RESIDENTIAL BUILDING CODE, 2005 & 2006 SUPPLEMENTS, AND THE 2003 INTERNATIONAL RESIDENTIAL CODE. THIS STRUCTURE IS ENCLOSED BUILDING, SUBJECTED TO A BASIC WIND SPEED OF 125 MPH, EXPOSURE B, AND ENCLOSED & BUILDING CLASSIFICATION 2. THIS STRUCTURE IS ENGINEERED TO WITHSTAND ALL APPLICABLE LOADS.

AMERICANA | COVER SHEET
AUSTIN 4
ELEVATION "M"
DRAWN BY: | GARAGE: LEFT | 125 MPH
RELEASE DATE: 04-04-06
09.08.38

Maronda Systems
4005 Maronda Way
Sanford, FL 32771
(407)321-0064

Tomas Ponce P.E.
License No. 0050068
OCT 10 2007

SHEET:
0m

PLOT DATE: 19 JUN 2007

FILE COPY

FLORIDA BUILDING CODE 2004 : RESIDENTIAL

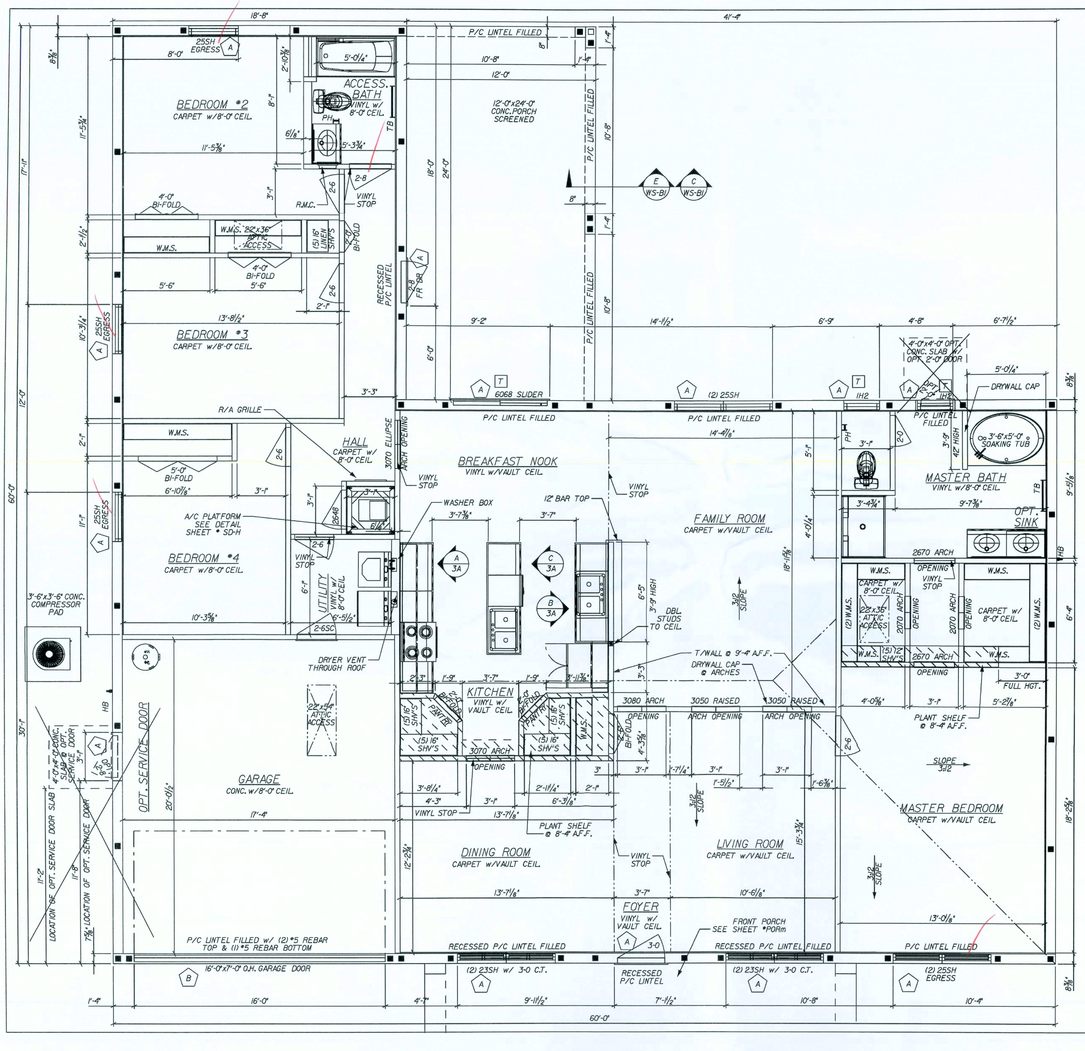

GENERAL FIRST FLOOR NOTES:

ALL EXTERIOR WALLS SHALL BE CONSIDERED SHEAR WALLS MINUS ALL WINDOW AND DOOR OPENINGS.

EXTERIOR WALLS TO BE 7⅝" CONCRETE BLOCK w/ F.T.FURRING STRIPS IN A/C AREA.TOTAL WIDTH = 9⅝"

EXTERIOR OPENING DIMENSIONS ARE TO FACE OF MASONRY OPENING.

INTERIOR LOAD BEARING WALLS TO BE 2x4 WOOD FRAME WALLS w/ STUDS @ 16" O.C. SEE STRUCTURAL WALL SCHEDULE SHEET * T.R1

INTERIOR NON-LOAD BEARING WALLS TO BE NOMINAL 3⅝" MTL STUD, 25 ga.,U.N.O.

ALL WOOD NOT SEPERATED FROM AND/OR IN DIRECT CONTACT WITH CONCRETE OR MASONRY SHALL BE "PRESSURE TREATED WOOD"

SEE LINTEL SCHEDULE FOR LINTELS OVER WINDOWS AND DOORS. PRECAST LINTELS BY CAST-CRETE.

ALL COMPOSITE BEAMS OVER WINDOW AND DOOR OPENINGS ARE TO BE 8" NOMINAL WIDTH AND 16" NOMINAL HEIGHT.U.N.O. THE 16" NOMINAL HEIGHT SHALL CONSIST OF AN 8"TOP COURSE (BOND BEAM BLOCK) FILLED w/ 3000 psi CONCRETE w/ (1) GRADE 40 CONTINUOUS HOR.#5 REBAR AND AN 8" HIGH STRENGTH PRECAST LINTEL LOWER COURSE WHICH SHALL BE UNFILLED, U.N.O.FOR FILLED PRECAST LINTELS,USE 3000 psi CONCRETE w/ 3/8" AGGREGATE.FOR REINFORCED PRECAST LINTELS,USE GRADE 40 REINFORCING STEEL.

PROVIDE SAFETY GLAZING AT (T) -TEMPERED ALL WINDOWS OVER BATH TUBS. ALL WINDOWS WITHIN 24"OF A DOOR SWING. ALL SLIDING GLASS DOORS. ALL FIXED GLASS LITES OVER 30 SQ.FT. ALL LITES WITHIN 18"OF THE FLOOR AND INDIVIDUAL PANE GREATER THAN 9 SQ.FT. ALL SHOWER ENCLOSURES.

PROVIDE AFCIs (arc-fault circuit interrupters) IN ALL DWELLING UNIT BEDROOMS PER NEC. SECTION 210-12.

THE A/C DISCONNECT WILL BE LOCATED WITHIN 3 FEET OF THE COMPRESSOR.

SEE SHEET * W1.1 FOR WINDOW AND LINTEL SCHEDULES AND DETAILS

PROVIDE HEADER w/ (1) 2x4 JACK AND (1) 2x4 STUD,EACH SIDE OF OPENING (NO STRAPPING REQUIRED, U.N.O.) HDR TO BE NO.2 SYP SEE PLAN FOR SIZE

ALL DRYWALL TO BE ½" THICK, U.N.O.

SC DOOR = 20 MINUTE FIRE RATED DOOR, MIN.

SQUARE FOOTAGE:

1st FLOOR LIVING	2236 SQ.FT.
COVERED PORCH	288 SQ.FT.
GARAGE AREA	372 SQ.FT.
COVERED ENTRY	165 SQ.FT.
TOTAL AREA	3061 SQ.FT.

OPENING PRESSURES 125mph

A -28.15 / -30.55	B -23.7 / -27.6
C -28.15 / -37.7	D -24.9 / -29.7

REVISED 02-09-05

REVISIONS :
02-14-06 REV. SERVICE DOOR SWING

REVISED 02-06-06

Maronda Homes
4005 MARONDA WAY SANFORD, FLORIDA
(407) 321-0064
FLORIDA
THIS STRUCTURE WAS DESIGNED IN ACCORDANCE WITH THE FLORIDA BUILDING CODE 2004 & THE NATIONAL DESIGN SPECIFICATION FOR WOOD CONSTRUCTION 2005 SUPPLEMENT FOR THE WIND SPEED OF 125 MPH, 3 SEC. GUST, EXPOSURE B, & ENCLOSED BUILDING. TO WITHSTAND ALL APPLICABLE LOADS.

12-07-06 REV. CODE INFORMATION

PATTONS,DISKS\ATHENS\AUSTIN\2D\AUSTIN-FP.DWG

AMERICANA | FIRST FLOOR PLAN

AUSTIN 4

ELEVATION "M"

DRAWN BY: | GARAGE: LEFT | 125 MPH

RELEASE DATE: 04-04-06

09-08-39

Maronda Systems
4005 Maronda Way
Sanford, FL 32771
(407)321-0064

Tomas Ponce P.E.
License No. 0050068

OCT 10 2007

SHEET: 3m

PLOT DATE: 19 JUN 2007

FLORIDA BUILDING CODE 2004 ; RESIDENTIAL

GENERAL FOUNDATION NOTES:

ALL FOOTING REBAR SHALL BE CONTINUOUS (2) #5 BARS GRADE 40 STEEL w/ 3" MIN. COVERAGE, U.N.O.

ALL VERTICAL REBAR, DOWN REBAR, DOWEL REBAR AND BOND BEAM REINFORCEMENT SHALL BE #5 BARS GRADE 40 STEEL

PLUMBING PASSING UNDER OR THROUGH A FOOTING SHALL BE ENCASED IN A PIPE TWO (2) SIZES LARGER THAN THE PLUMBING PIPE.

■ - INDICATES FILLED CELL WITH REBAR
□ - INDICATES FILLED CELL WITHOUT REBAR

ALL CONCRETE GROUTED CELLS FILLED w/ 3000 psi CONCRETE SHALL BE CLEAN UNOBSTRUCTED CONTINUOUS 3" x 3" MIN. CELLS w/ (1) #5 BAR GRADE 40 STEEL TIED AT FOOTING LINTEL.STEEL PROVIDE INSPECTION HOLE AT BOTTOM OF GROUTED CELL STACK.

TYPICAL CONCRETE SLAB, 3½" DEEP POURED 2500 psi CONCRETE SLAB w/ 6x6 (10/ WIRE OR FIBER MESH ON VISQUEEN VAPOR BARRIER w/ ALL JOINTS TAPED OVER CLEAN COMPACTED (2000 psf. MIN.) TERMITE TREATED FILL.

FOR INSTALLATION OF GROUND ROD, SEE TYP.CONC.ENCASED ELECTRODE DETAIL SHEET* FTG

SEE DRAWING * FP1.FOR UNDERGROUND PLUMBING AND MECH.CHASES FOR LOCATIONS

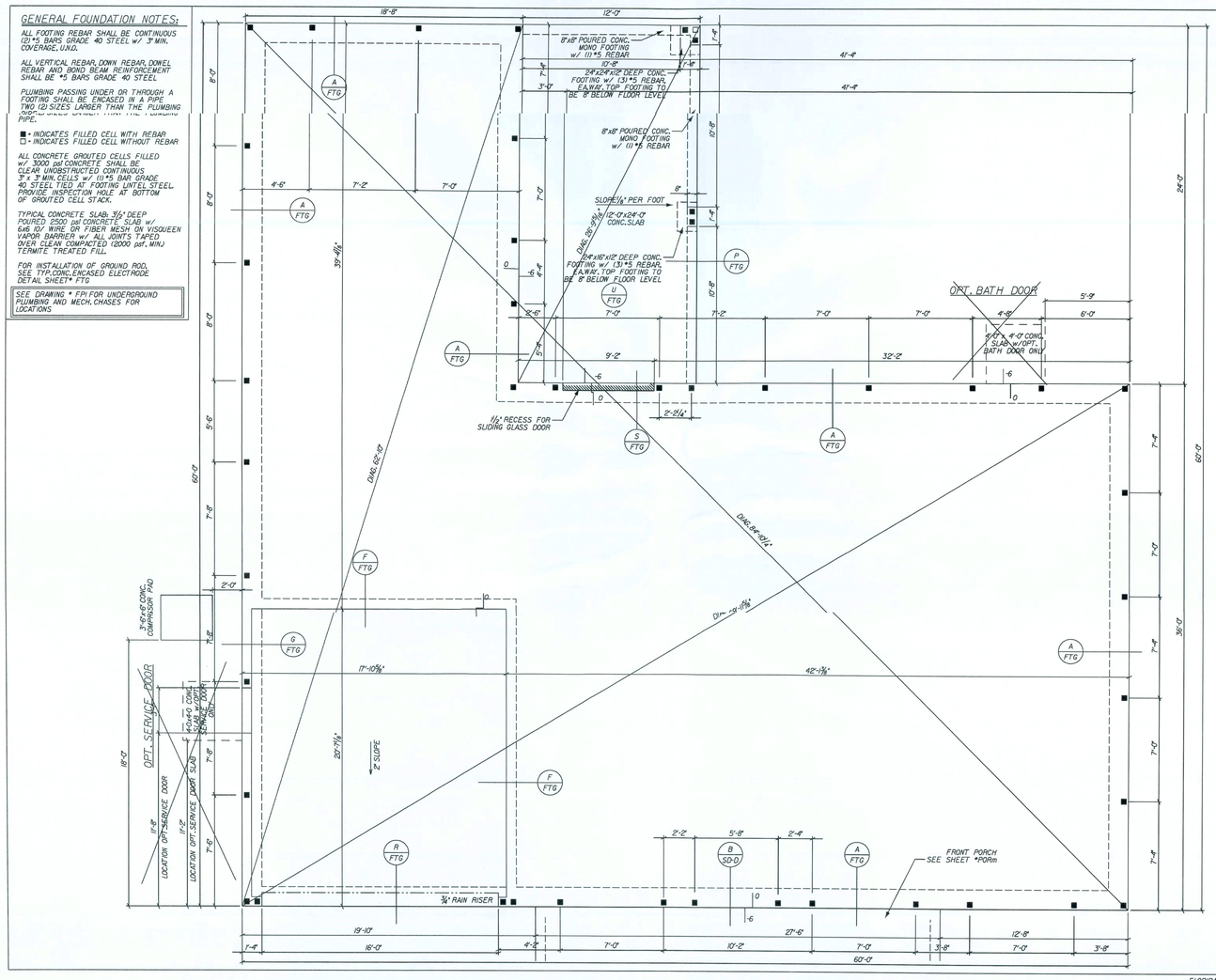

REVISIONS :
04-14-06 REVISED NOTE AT GARAGE DOOR
06-09-06 ADDED 1 DOOR PAR DETAIL MARKER

12-07-06 REV. CODE INFORMATION

Maronda Homes
4005 MARONDA WAY SANFORD, FLORIDA
(407) 321-0064
FLORIDA
THIS STRUCTURE WAS DESIGNED IN ACCORDANCE WITH THE FLORIDA BUILDING CODE 2004 & THE NATIONAL DESIGN SPECIFICATION FOR WOOD CONSTRUCTION 2005 SUPPLEMENT FOR THE WIND SPEED OF 125 MPH, 3 SEC. GUST, EXPOSURE B, & ENCLOSED BUILDING. TO WITHSTAND ALL APPLICABLE LOADS.

PATTONS,DISKS\ATHENS\AUSTIN\2D\AUSTIN-FP.DWG

AMERICANA | FOUNDATION PLAN

AUSTIN 4

ELEVATION "M"

DRAWN BY: | GARAGE: LEFT | 125 MPH

RELEASE DATE: 04-04-06

09-08-39

Maronda Systems
4005 Maronda Way
Sanford, FL 32771
(407)321-0064

Tomas Ponce P.E.
License No. 0050068

OCT 10 2007

SHEET: 2m

PLOT DATE: 19 JUN 2007

FLORIDA BUILDING CODE 2004 ; RESIDENTIAL

GENERAL FOUNDATION NOTES:

ALL FOOTING REBAR SHALL BE CONTINUOUS (2) #5 BARS GRADE 40 STEEL w/ 3" MIN. (2) #5 BARS GRADE 40 STEEL w/ 3" MIN. COVERAGE, U.N.O.

ALL VERTICAL REBAR, DOWN REBAR, DOWEL REBAR AND BOND BEAM REINFORCEMENT SHALL BE #5 BARS GRADE 40 STEEL

PLUMBING PASSING UNDER OR THROUGH A FOOTING SHALL BE ENCASED IN A PIPE TWO (2) SIZES LARGER THAN THE PLUMBING PIPE.

■ - INDICATES FILLED CELL WITH REBAR
□ - INDICATES FILLED CELL WITHOUT REBAR

ALL CONCRETE GROUTED CELLS FILLED w/ 3000 psi CONCRETE SHALL BE CLEAR UNOBSTRUCTED CONTINUOUS 3" x 3" MIN. CELLS w/ (1) #5 BAR GRADE 40 STEEL TIED AT FOOTING LINTEL STEEL. PROVIDE INSPECTION HOLE AT BOTTOM OF GROUTED CELL STACK.

TYPICAL CONCRETE SLAB: 3½" DEEP POURED 2500 psi CONCRETE SLAB w/ 6x6 10/ WIRE OR FIBER MESH ON VISQUEEN VAPOR BARRIER w/ ALL JOINTS TAPED OVER CLEAN COMPACTED (2000 psf, MIN) TERMITE TREATED FILL.

FOR INSTALLATION OF GROUND ROD, SEE TYP.CONC.ENCASED ELECTRODE DETAIL SHEET # FTG

SEE DRAWING # FPI FOR UNDERGROUND PLUMBING AND MECH. CHASES FOR LOCATIONS

GENERAL FIRST FLOOR NOTES:

REVISED 02-10-06

ALL EXTERIOR WALLS SHALL BE CONSIDERED SHEAR WALLS MINUS ALL WINDOW AND DOOR OPENINGS.

EXTERIOR WALLS TO BE 7⅝" CONCRETE BLOCK w/ P.T. FURRING STRIPS IN A/C AREA, TOTAL WIDTH = 8⅝"

EXTERIOR OPENING DIMENSIONS ARE TO FACE OF MASONRY OPENING.

INTERIOR LOAD BEARING WALLS TO BE 2x4 WOOD FRAME WALLS w/ STUDS @ 16" O.C., SEE STRUCTURAL WALL SCHEDULE SHEET # TRI

INTERIOR NON-LOAD BEARING WALLS TO BE NOMINAL 3⅝" MTL STUD, 25 ga., U.N.O.

ALL WOOD NOT SEPERATED FROM AND/OR IN DIRECT CONTACT WITH CONCRETE OR MASONRY SHALL BE "PRESSURE TREATED WOOD"

SEE LINTEL SHEET FOR LINTEL SIZES OVER WINDOWS AND DOORS. PRECAST LINTELS BY CAST-CRETE.

DOOR OPENINGS ARE TO BE 8" NOMINAL WIDTH AND 16" NOMINAL HEIGHT, U.N.O. THE 16" NOMINAL HEIGHT SHALL CONSIST OF AN 8" TOP COURSE (BOND BEAM BLOCK) FILLED w/ 3000 psi CONCRETE w/ (1) GRADE 40 CONTINUOUS HORZ. #5 REBAR AND AN 8" HIGH STRENGTH PRECAST LINTEL LOWER COURSE WHICH SHALL BE UNFILLED, U.N.O. FOR FILLED PRECAST LINTELS, USE 3000 psi CONCRETE w/ ⅜" AGGREGATE. FOR REINFORCED PRECAST LINTELS, USE GRADE 40 REINFORCING STEEL.

PROVIDE SAFETY GLAZING AT: [T] - TEMPERED
ALL WINDOWS OVER BATH TUBS.
ALL WINDOWS WITHIN 24" OF A DOOR SWING.
ALL SLIDING GLASS DOORS.
ALL FIXED GLASS LITES OVER 30 SQ.FT.
ALL LITES WITHIN 18" OF THE FLOOR AND INDIVIDUAL PANE GREATER THAN 9 SQ.FT.
ALL SHOWER ENCLOSURES.

PROVIDE AFCIs (arc-fault circuit interrupters) IN ALL DWELLING UNIT BEDROOMS PER NEC, SECTION 210-12.

THE A/C DISCONNECT WILL BE LOCATED WITHIN 3 FEET OF THE COMPRESSOR.

SEE SHEET # WLI FOR WINDOW AND LINTEL SCHEDULES AND DETAILS

PROVIDE HEADER w/ (1) 2x4 JACK AND (1) 2x4 STUD, EACH SIDE OF OPENING (NO STRAPPING REQUIRED, U.N.O.) HDR TO BE NO.2 SYP SEE PLAN FOR SIZE

ALL DRYWALL TO BE ½" THICK, U.N.O.

SC DOOR = 20 MINUTE FIRE RATED DOOR, MIN.

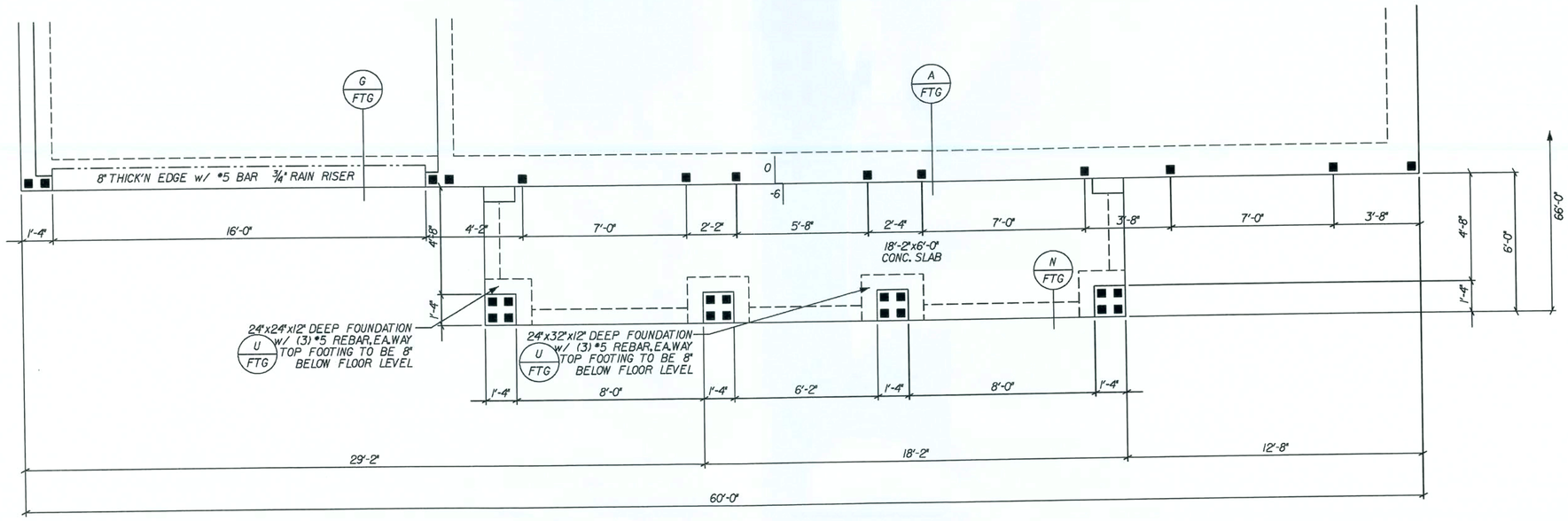

FOUNDATION PLAN

SCALE: ¼" = 1'-0"

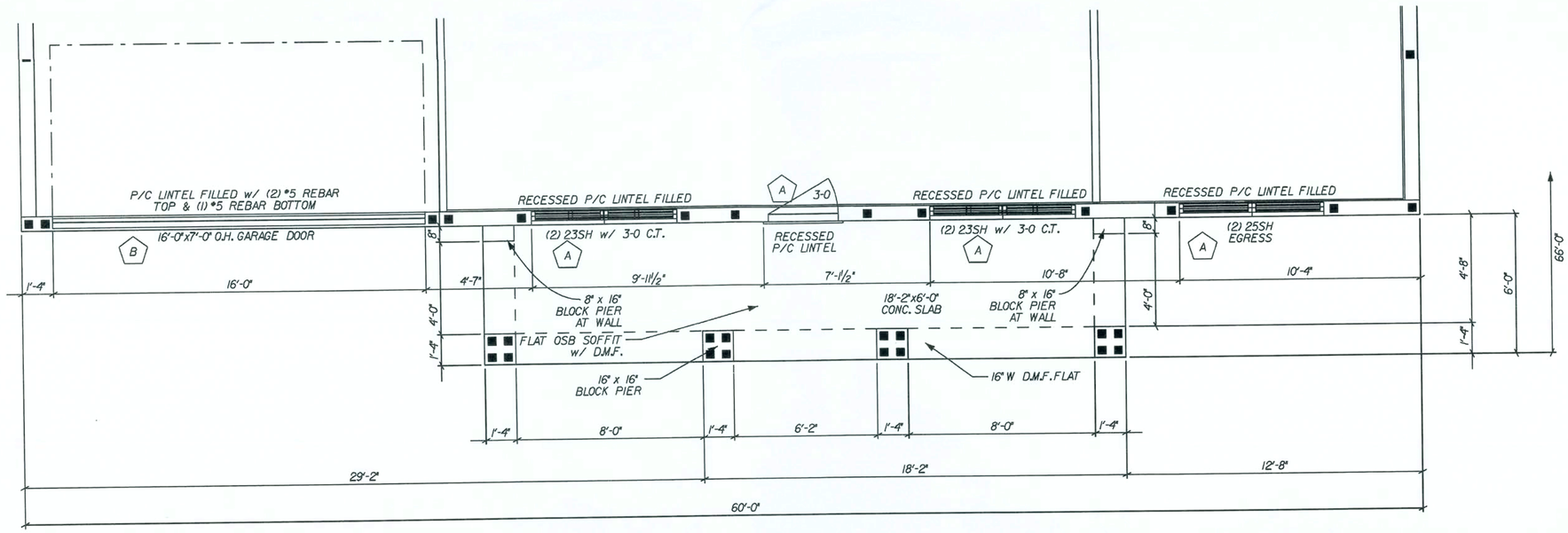

FLOOR PLAN

SCALE: ¼" = 1'-0"

REVISIONS :

12-07-06 REV. CODE INFORMATION

Maronda Homes
(407) 321-0064 4005 MARONDA WAY SANFORD, FLORIDA

FLORIDA:
THIS STRUCTURE WAS DESIGNED IN ACCORDANCE AND MEETS THE REQUIREMENTS OF SECTION R301 OF THE FLORIDA BUILDING CODE 2004 + RESIDENTIAL AND 2005 SUPPLEMENT - FOR 125 MPH - 3 SEC. GUST - EXPOSURE "B" - ENCLOSED BUILDING. ALL CONNECTORS HAVE BEEN CHECKED TO WITHSTAND ALL APPLICABLE LOADS.

GEORGIA:
THIS STRUCTURE WAS DESIGNED IN ACCORDANCE AND MEETS THE REQUIREMENTS OF SECTION R301 OF THE INTERNATIONAL RESIDENTIAL CODE 2006 - FOR 125 MPH - 3 SEC. GUST - EXPOSURE "B" - ENCLOSED BUILDING. ALL CONNECTORS HAVE BEEN CHECKED TO WITHSTAND ALL APPLICABLE LOADS.

AMERICANA | FRNT. PRCH DETAILS

AUSTIN 4

ELEVATION 'M'

DRAWN BY: GARAGE LEFT 125 MPH

RELEASE DATE: 04-04-06

Maronda Systems
4005 Maronda Way
Sanford, FL 32771
(407)321-0064

Tomas Ponce P.E.
License No. 0050068

OCT 10 2007

SHEET:
PORm

PLOT DATE: 19 JUN 2007 09:28:40

p:\V1house_05\austin4\125\aus4-mr.dwg

FLORIDA BUILDING CODE 2004 : RESIDENTIAL

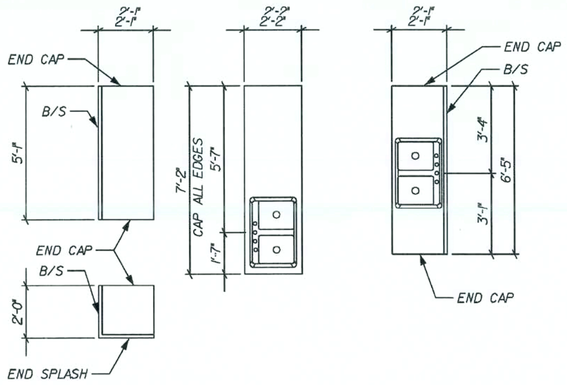

KITCHEN COUNTER TOP PLAN

FOR COUNTER TOP CONSTRUCTION ONLY. NOT FOR FIELD USE

ON REAR FACE OF ISLAND CABINETS INSTALL 1/4" VENEER PANEL OVER 1/4" PLYWOOD BACKER w/ (2) OUTSIDE CORNER PEICES.

ISLAND > 48" ADD (1) BATTON MOLDING AT PANEL JOINT

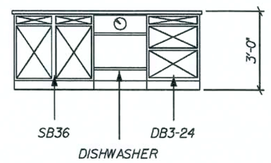

C KITCHEN ELEVATION

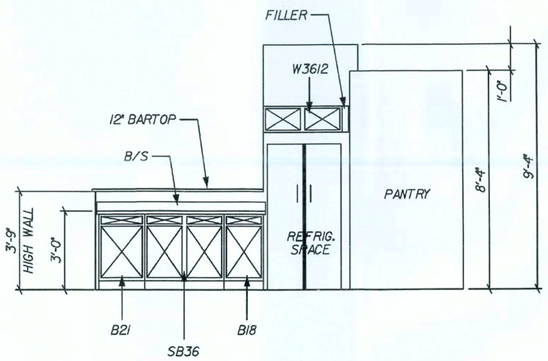

B KITCHEN ELEVATION

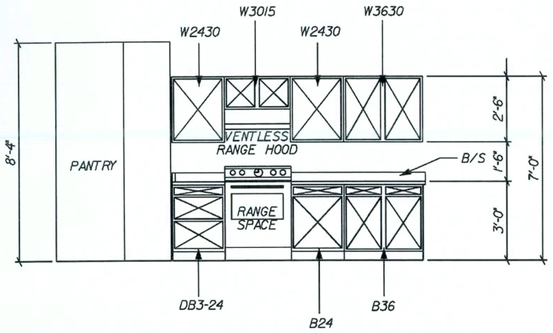

A KITCHEN ELEVATION

KITCHEN BAR TOP PLAN

FOR COUNTER TOP CONSTRUCTION ONLY. NOT FOR FIELD USE

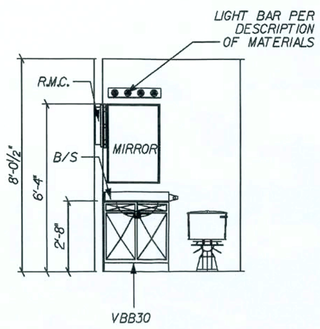

E HALL BATH VANITY

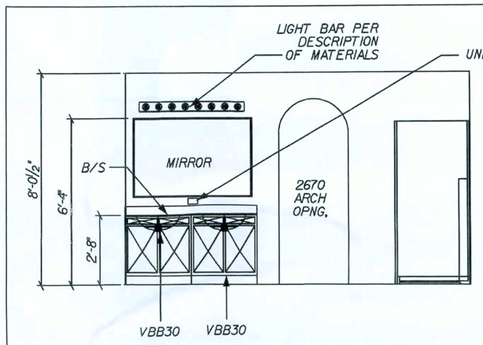

D MASTER BATH VANITY

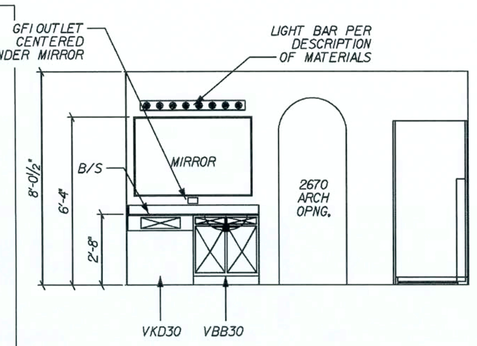

D MASTER BATH VANITY

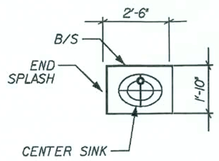

STANDARD LAV. TOP
HALL BATH VANITY

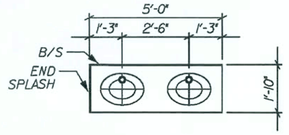

OPT. DBL. SINK LAV. TOP
MASTER BATH VANITY

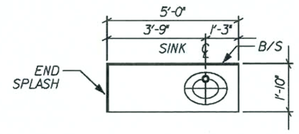

STANDARD LAV. TOP
MASTER BATH VANITY

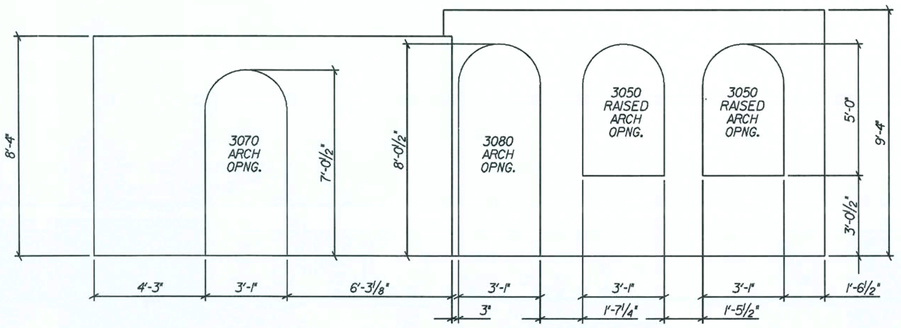

F LIVING/DINING ROOM
ARCH ELEVATION

REVISIONS :
01-08-07 REV. BASE CABINET @ RANGE

Maronda Homes
(407) 321-0064 4005 MARONDA WAY SANFORD, FLORIDA

05

P:\Houses_05\austin\std\aus4-03a

AMERICANA INT. ELEVATIONS

AUSTIN 4

GARAGE: LEFT

DRAWN BY:

RELEASE DATE: 10-18-04

09.28.842

PLOT DATE: 19 JUN 2007

SHEET:
3A

FLORIDA BUILDING CODE 2004 : RESIDENTIAL

VENTILATION OF ATTIC SPACE: AUSTIN 4M

REQUIREMENTS:
TOTAL NET FREE VENTILATION AREA SHALL NOT BE LESS THAN 1/150 OF THE AREA OF SPACE VENTILATED.
(FBCR 2004. SECTION R806.2)

SOFFIT VENTILATION:
ALSCO - QUAD 4 VENTED SOFFIT (16" WIDE) = 26.1 si/LF
26.1 si / 1.34' = 19.5 si/LF PER 12" wide soffit

CALCULATIONS:
MIN. CODE
2608 SF / 150 = 17.39 SF VENTILATION REQUIRED

SOFFIT:
193 LF SOFFIT VENT @ 19.5 si/LF = 3363.5 si
3363.5 si / 144 si PER SF = 26.14 SF ACTUAL

NOTE:
SOFFIT ALONE SATISFIES FBCR 2004. RIDGE AND OFF-RIDGE VENTS SHOWN ON THE ELEVATION SHEET ARE TO BE INSTALLED AND ACT AS INCREASED VENTILATION ABOVE AND BEYOND THE CODE REQUIREMENTS.

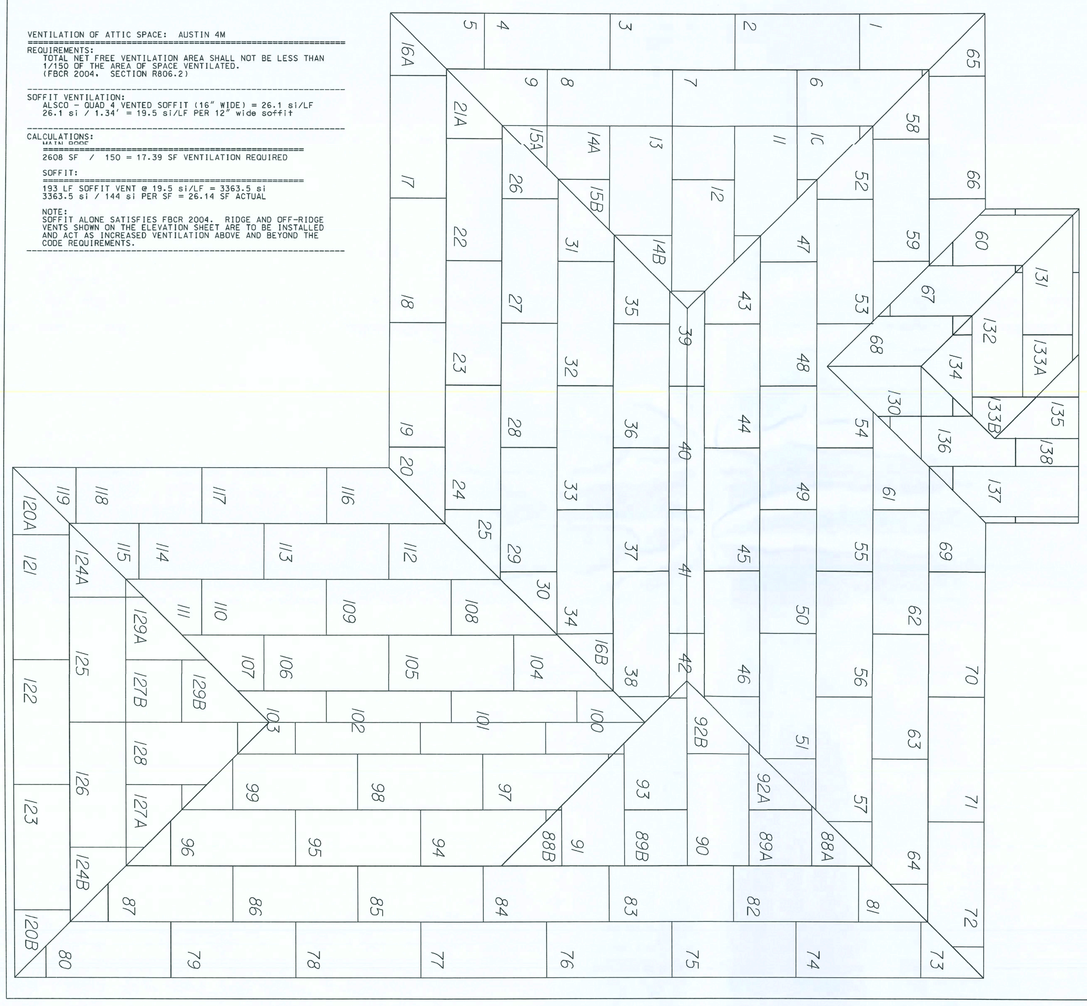

GENERAL ROOF NOTES:
7/16" OSB SHTTG w/ 8d RING/SCREW SHANK NAIL (AS PER RBO3.2.3.1) @ 6" O.C. EDGE & 6" O.C. FIELD. (13" O.C. @ GABLE END TRUSS) w/ CLIPS ON PRE-ENGINEERED TRUSSES @ 24" O.C.

TOTAL ROOF SHEATHING:
138 SHEETS

REVISED 05-05-07

REVISIONS:
10-18-06 REVISED VENT. CALCS.

Maronda Homes
FLORIDA
4005 MARONDA WAY SANFORD, FLORIDA
(407) 321-0064

AMERICANA | OSB LAYOUT
AUSTIN- 4
ELEVATION "M"
DRAWN BY: | GARAGE: LEFT
RELEASE DATE: 10-18-04
06-28-43

SHEET: RSlm

PLOT DATE: 19 JUN 2007

FLORIDA BUILDING CODE 2004 ; RESIDENTIAL

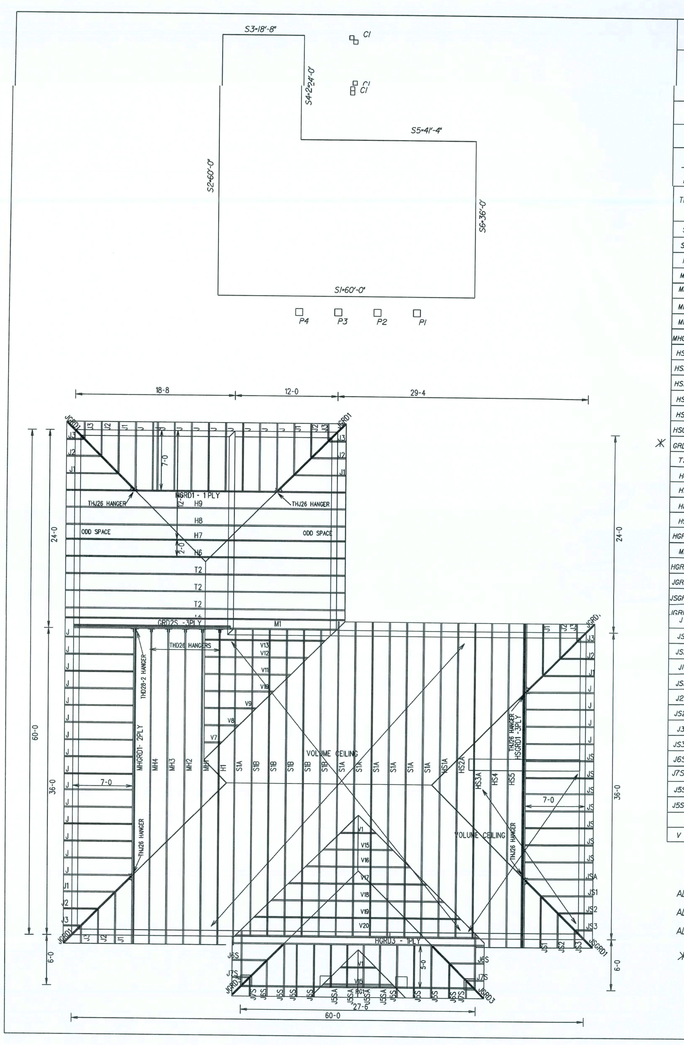

STRUCTURAL WALL SCHEDULE

WALL ID	STUD SIZE & GRADE	STUD SPACING	OVERTURN ANCHOR - APPLIED AT CORNERS & BOTH SIDES OF OPENINGS: PRODUCT PRODUCT CODE	BOLT TO BOLT TO SLAB SIZE	SPECIAL SPECIAL NOTES	WALL TO SLAB: PRODUCT PRODUCT CODE	SPACING	TOP OF STUD TO PLATE: PRODUCT PRODUCT CODE	SPACING	SHEARWALL SHEATHING: TYPE	MAX. SIZE NAIL SIZE &SPACING
SI-S6	8" CMU	-	-	-	-	-	-	-	-	-	-
PI-P4	8" CMU	-	-	-	16"x16" PIER	-	-	-	-	-	-

TPI-02 TRUSS HARDWARE SCHEDULE 160%

TRUSS ID	TRUSS TYPE	QUAN.	UPLIFT LEFT	UPLIFT MID	UPLIFT RIGHT	LEFT STRAP TYPE	LEFT STRAP MAX. UPLIFT	FASTENERS	MID STRAP TYPE	MID STRAP MAX. UPLIFT	FASTENERS	RIGHT STRAP TYPE	RIGHT STRAP MAX. UPLIFT	FASTENERS
S1A	SCISSOR	7	676	—	750	TA 18	1205	18)10d X 1½	—	—	—	TA 18	1205	18)10d X 1½
S1B	SCISSOR	5	656	—	656	TA 18	1205	18)10d X 1½	—	—	—	TA 18	1205	18)10d X 1½
H1	MONO HIP	1	775	—	692	TA 18	1205	18)10d X 1½	—	—	—	THD26	2170	(18) 16d HEADER (12) 16d X 1½" TRUSS
MH1	MONO HIP	1	723	—	674	TA 18	1205	18)10d X 1½	—	—	—	THD26	2170	(18) 16d HEADER (12) 16d X 1½" TRUSS
MH2	MONO HIP	1	746	—	661	TA 18	1205	18)10d X 1½	—	—	—	THD26	2170	(18) 16d HEADER (12) 16d X 1½" TRUSS
MH3	MONO HIP	1	768	—	648	TA 18	1205	18)10d X 1½	—	—	—	THD26	2170	(18) 16d HEADER (12) 16d X 1½" TRUSS
MH4	MONO HIP	1	790	—	636	TA 18	1205	18)10d X 1½	—	—	—	THD26	2170	(18) 16d HEADER (12) 16d X 1½" TRUSS
MHGRD1	MONO HIP 2-PLY GIRDER	1	1021	—	1019	TA 18	1205	18)10d X 1½	—	—	—	THD28-2	2485	(28) 16d HEADER (16) 16d X 1½" TRUSS
HS1A	HIP SCISSOR	1	767	—	671	TA 18	1205	18)10d X 1½	—	—	—	TA 18	1205	18)10d X 1½
HS2A	HIP SCISSOR	1	796	—	699	TA 18	1205	18)10d X 1½	—	—	—	TA 18	1205	18)10d X 1½
HS3A	HIP SCISSOR	1	717	—	813	TA 18	1205	18)10d X 1½	—	—	—	TA 18	1205	18)10d X 1½
HS4	HIP SCISSOR	1	823	—	823	TA 18	1205	18)10d X 1½	—	—	—	TA 18	1205	18)10d X 1½
HS5	HIP SCISSOR	1	832	—	832	TA 18	1205	18)10d X 1½	—	—	—	TA 18	1205	18)10d X 1½
HSGRD1	3-PLY GRDR	1	1016	—	1016	TA 18	1205	18)10d X 1½	—	—	—	TA 18	1205	18)10d X 1½
GRD2S	3-PLY GRDR	1	2239	—	2239	(2)TA18	2410	18)10d X 1½	—	—	—	(2)TA18	2410	18)10d X 1½
T2	COMMON	4	365	937	553	TA 18	1205	18)10d X 1½	TA 18	1205	18)10d X 1½	TA 18	1205	18)10d X 1½
H6	HIP	1	392	913	574	TA 18	1205	18)10d X 1½	TA 18	1205	18)10d X 1½	TA 18	1205	18)10d X 1½
H7	HIP	1	379	982	575	TA 18	1205	18)10d X 1½	TA 18	1205	18)10d X 1½	TA 18	1205	18)10d X 1½
H8	HIP	1	359	1034	566	TA 18	1205	18)10d X 1½	TA 18	1205	18)10d X 1½	TA 18	1205	18)10d X 1½
H9	HIP	1	383	1010	585	TA 18	1205	18)10d X 1½	TA 18	1205	18)10d X 1½	TA 18	1205	18)10d X 1½
HGRD1	1 PLY HIP GIRDER	1	418	1758	770	TA 18	1205	18)10d X 1½	(2)TA 18	2375	18)10d X 1½	TA 18	1205	18)10d X 1½
M1	MONO	1	387	—	509	TA 18	1205	18)10d X 1½	—	—	—	TA 18	1205	18)10d X 1½
HGRD3	1 PLY HIP GIRDER	1	1257	—	1257	TA 18	1205	18)10d X 1½	—	—	—	TA 18	1205	18)10d X 1½
JGRD1	KING JACK	4	592	—	326	TA 18	1205	18)10d X 1½	—	—	—	THJ26 2	1010	HIPT110d-HEADER(16)16d JACK (5) 10d x1½"
JSGRD1	KING JACK	1	159	—	20	TA 18	1205	18)10d X 1½	—	—	—	THJ26 2	1010	HIPT110d-HEADER(16)16d JACK (5) 10d x1½"
JGRD1 X J	KING JACK END JACK	2 29	917 355	— 191	98 80	HUC26 TA 18	1205	TRUSS (10) 10d x 1½" 18)10d X 1½	—	—	—	164 NAILS	3 3	2 2
JS	END JACK	7	285	186	27	TA 18	1205	18)10d X 1½	—	—	—	164 NAILS	3 3	2 2
JS1A	END JACK	1	264	—	222	TA 18	1205	18)10d X 1½	—	—	—	THJ26 2	1010	HIPT110d-HEADER(16)16d JACK (5) 10d x1½"
J1	CORNER JACK	8	248	143	20	TA 18	1205	18)10d X 1½	—	—	—	164 NAILS	2 2	2 2
JS1	CORNER JACK	2	386	274	46	TA 18	1205	18)10d X 1½	—	—	—	164 NAILS	2 2	2 2
J2	CORNER JACK	8	279	169	27	TA 18	1205	18)10d X 1½	—	—	—	164 NAILS	2 2	2 2
JS2	CORNER JACK	2	183	88	13	TA 18	1205	18)10d X 1½	—	—	—	164 NAILS	2 2	2 2
J3	CORNER JACK	8	128	30	3	TA 18	1205	18)10d X 1½	—	—	—	164 NAILS	2 2	2 2
JS3	CORNER JACK	2	123	30	2	TA 18	1205	18)10d X 1½	—	—	—	164 NAILS	2 2	2 2
J6S	CORNER JACK	3	340	168	90	RT5	540	TRUSS (4) 8d PLATE (4) 8d	—	—	—	164 NAILS	2 2	2 2
J7S	CORNER JACK	4	174	59	18	RT5	540	TRUSS (4) 8d PLATE (4) 8d	—	—	—	164 NAILS	2 2	2 2
JSS	END JACK	7	489	272	149	TA 18	1205	18)10d X 1½	—	—	—	164 NAILS	2 4	2 2
JSSA	END JACK	4	392	279	151	TA 18	1205	18)10d X 1½	—	—	—	164 NAILS	2 4	2 2
V	VALLEY SET			LTW12 @ 48" o.c.			670	1)21 10d					@TOP NAILS	BOTTOM NAILS

ALL HARDWARE MANUFACTURED BY USP XXXX

ALL HARDWARE MANUFACTURED BY SIMPSON XXXX [1]

ALL HARDWARE MANUFACTURED BY CLEVELAND XXXX [2]

X (2)TA18'S,(1) EACH FACE OF GIRDER @ BLOCK WALL

GENERAL TRUSS NOTES:
1. INFORMATION BASED ON 125 mph WINDLOAD, ALL PRESSURES WERE CALCULATED USING COMPONENTS AND CLADDING
2. ROOF TRUSS LOADING:
   15 psf TOP CHORD LL
   7 psf TOP CHORD DL
   10 psf BOTTOM CHORD LL
   10 psf BOTTOM CHORD DL
   42 psf TOTAL LOAD
3. PROVIDE TRUSS BRACING PER TRUSS ENGINEERING & TPI HB2-91

REVISED 2-26-05

REVISIONS:
12-07-06 REV. CODE INFORMATION

Maronda Homes
FLORIDA
4005 MARONDA WAY SANFORD, FLORIDA
(407) 321-0064

FLORIDA
THIS STRUCTURE WAS DESIGNED IN ACCORDANCE WITH THE FLORIDA RESIDENTIAL BUILDING CODE, 2004 EDITION, WITH THE WIND PARAMETERS AS SHOWN BELOW. THE WIND PARAMETERS AS SHOWN BELOW ARE THE MINIMUM REQUIREMENTS FOR THE LOCATION, EXPOSURE & BASIC WIND SPEED INDICATED. THE ENGINEER OF RECORD HAS DESIGNED THE STRUCTURE TO WITHSTAND ALL APPLICABLE LOADS.

AMERICANA
INFO SHEET
AUSTIN 4
ELEVATION "M"
DRAWN BY: | GARAGE: LEFT | 125 MPH
RELEASE DATE: 04-04-06
06-28-43

Maronda Systems
4005 Maronda Way
Sanford, FL 32771
(407)321-0064

Tomas Ponce P.E.
License No. 0050068

OCT 10 2007

SHEET: TRlm

PLOT DATE: 19 JUN 2007

FLORIDA BUILDING CODE 2004 ; RESIDENTIAL

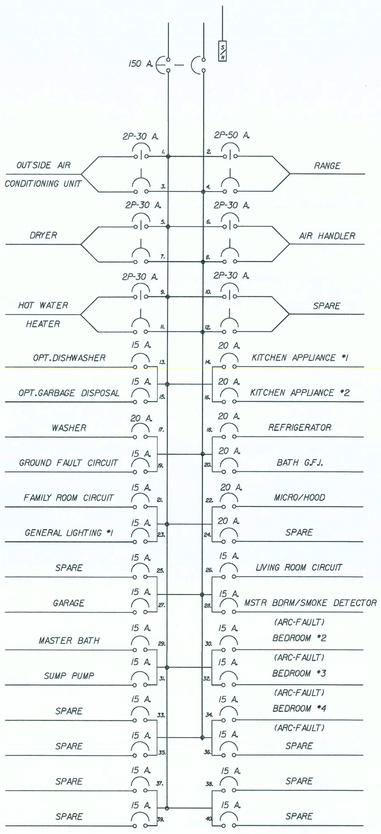

MAIN BREAKER LOAD CENTER

NOTE:
IF LOCAL CODE REQUESTS A LOCK-DOG DEVICE ON BREAKERS FOR APPLIANCES, FIELD WILL SUPPLY TO COMPLY

ELECTRICAL LOAD CALCULATIONS

09/21/05

MODEL: AUSTIN 4

		VOLT/AMPS
LARGEST LOAD:HEAT PUMPW/SUPPLEMENTAL HEAT		**13700**
SQUARE FEET LIVING AREA	**2236** @ 3 VOLT/AMPS	6708
SMALL APPLIANCE CIRCUITS		3000
LAUNDRY CIRCUIT		1500
OVEN		11700
WATER HEATER		4500
DISHWASHER		1500
DRYER		5000
DISPOSAL		500
TOTAL LOAD		**34408**

FIRST 10KVA @100%	10000
REMAINDER @40%	9763.2
LARGEST LOAD	13700

TOTAL LOAD **33463** V.A./240 VOLTS= **139** AMPS

SERVICE SIZE: 150 AMPS

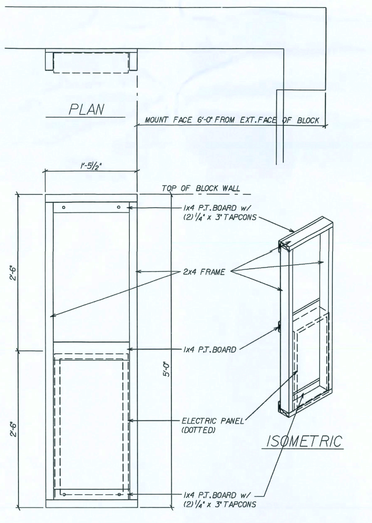

ELECTRIC PANEL FRAME

SCALE: 1"=1'-0"

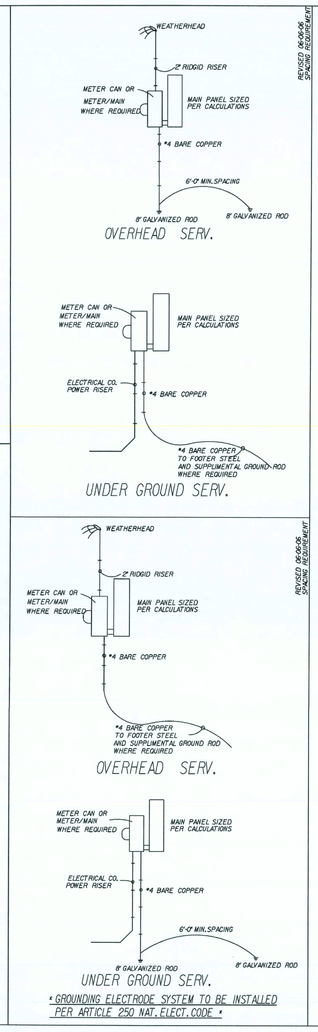

OVERHEAD SERV.

UNDER GROUND SERV.

OVERHEAD SERV.

UNDER GROUND SERV.

* GROUNDING ELECTRODE SYSTEM TO BE INSTALLED PER ARTICLE 250 NAT.ELECT.CODE *

REVISED 06-06-06 SPACING REQUIREMENT

REVISIONS:
05-23-06 REV. WASHER FROM 15A TO 20A.
05-24-06 ADD NOTE FOR LOCK-DOG
12-1-06 ELIM. SMOKE DETECT. HOME RUN. MASTER BEDROOM
02-19-07 ADD SMOKE DETECTOR TO

Maronda Homes
COPYRIGHT © 2005 MARONDA HOMES
(407) 331-0364 4005 MARONDA WAY SANFORD, FLORIDA
05
p:\1Houses.05\austin4\electrical\austin4.dwg

AMERICANA ELECTRICAL DETAILS
AUSTIN-4
DRAWN BY: GARAGE:
RELEASE DATE: 09-11-03
15-AO3

SHEET: ELIA

PLOT DATE: 21 MAR 2007

FLORIDA BUILDING CODE 2004 ; RESIDENTIAL

electcalc REPORT
Thu Dec 23 15:14:47 2004
p:\efl\houses 05\austin4\electrical-p\aus4p.ele

QUANTITY	DESCRIPTION
33	1451 Single Pole Switch
1	200 Amp Panel
1	220 V. Special Receptacle
3	220 V. Special Receptacle
1	ANC U200 - Underground Meter Socket
2	CLN B344A - 3 Gang Box
21	CLN B620H - Octagon Hanger
5	Ceiling Fan (By Others)
1	Deluxe Broadway 2' P3298-10
1	Deluxe Broadway 4' P3300-15
1	Door Bell Buzzer
1	Door Bell Chime
1	Door Bell Transformer
44	Duplex Receptacle
3	Exhaust Fan
2	Exterior WP Lamp
1	Front Door WP Lamp
4	G.F.I. Receptacle
18	H-TT Overhead Light
1	H-TT-Rec Lht
2	Power Disconnect Switch
73	RAC 7302 - 1 Gang Box
12	RAC 7835 - 2 Gang Box
3	Single Receptacle
6	Smoke Detector
6	Switched Receptacle
6	Telephone Outlet
6	Three Way Switch

electnth REPORT
Thu Dec 23 15:14:47 2004
p:\efl\houses 05\austin4\electrical-p\aus4p.ele

QUANTITY	DESCRIPTION
112'	10 Gauge/3 Cond. Copper
489'	12 Gauge/2 Cond. Copper
2032'	12 Gauge/3 Cond. Copper
2075'	14 Gauge/2 Cond. Copper
388'	14 Gauge/3 Cond. Copper
93'	6 Gauge/3 Cond. Copper

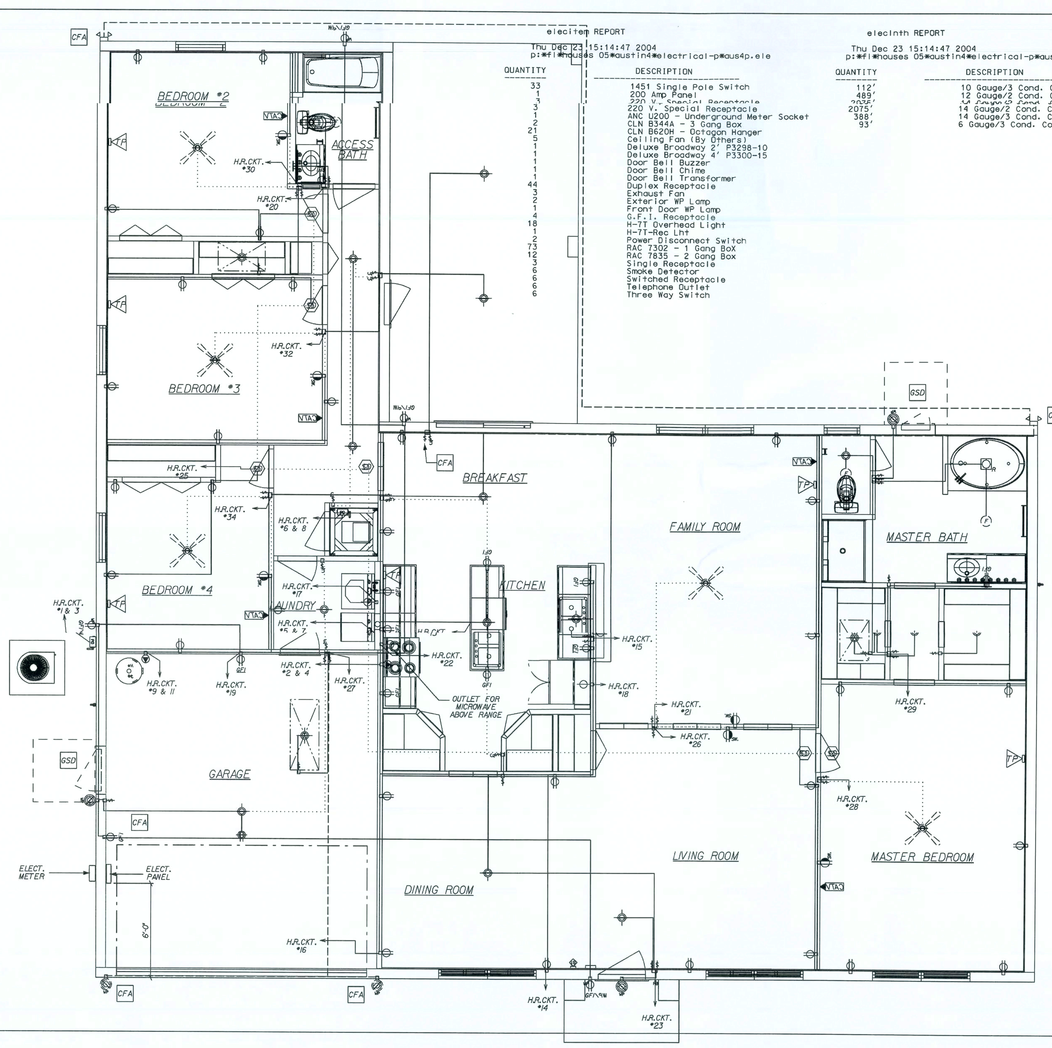

GENERAL ELECTRICAL NOTES:

CIRCUITRY IS DIAGRAMATIC ONLY, FIELD CONDITIONS MAY CHANGE ACTUAL INSTALLATION.

PROVIDE AFCIs (arc-fault circuit interrupters) IN ALL DWELLING UNIT BEDROOMS PER NEC. SECTION 210.12

SMOKE DETECTORS ARE INSTALLED PER MFG. INSTRUCTIONS AND NFPA 72. ALL DEVICES SHALL BE INTERCONNECTED WITH BATTERY BACK-UP.

FOR INSTALLATION OF GROUND ROD, SEE TYP. CONC.ENCASED ELECTRODE DETAIL SHEET* FTG

REVISED 02-05-06

LIST OF OPTIONS:

CFA	OPTIONAL COACH LIGHTS.(2) FLOOD LIGHTS AT REAR AND GARAGE OUTLET REVISED 11-18-05
GSD	OPTIONAL DOOR LIGHT REVISED 11-18-05

ELECTRICAL SYMBOL LEGEND:

REGULAR TEXT	REVERSE TEXT	DESCRIPTION
		Power Disconnect Switch
		Door Bell Chime
		Door Bell Buzzer
		Ceiling Fan (By Others)
		Smoke Detector
		Light Fixture Bath
		Exterior WP Lamp
		Single Pole Switch
		Three Way Switch
		Single Receptacle
		Duplex Receptacle
		GFI Receptacle
		Switched Receptacle
		220 V. Special Receptacle
		Ceiling Ltg Fixture
		Recessed Ltg.Fixture
		Exhaust Fan
CATV		Cable TV
		Telephone Outlet
		Flood Lights
		Exhaust Fan / Light Combo

REVISIONS:
02-03-06 REVISED MASTER BATH LIGHT

Maronda Homes
COPYRIGHT © 2005 MARONDA HOMES
(407) 331-0364 4005 MARONDA WAY SANFORD, FLORIDA
05
p:\1Houses.05\austin4\electrical\austin4-p.dwg

AMERICANA ELECTRICAL
AUSTIN 4
ELEVATION "P" & "R"
DRAWN BY: GARAGE: LEFT
RELEASE DATE: 12/28/10
15-AO2

SHEET: ELI

PLOT DATE: 21 MAR 2007

FLORIDA BUILDING CODE 2004 ; RESIDENTIAL

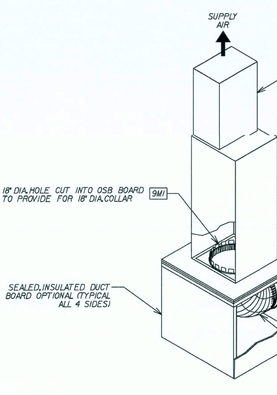

RETURN-AIR ISOMETRIC

hvacitem REPORT

Tue Oct 31 11:41:52 2006
p:*fl*houses 05*austin4*hvac*austin4h.htg

QUANTITY	DESCRIPTION		
4	23A	150045.0035	8x4 CEILING BOOT W/4" DIA. COLLAR
5	23C	150045.0036	10x6 CEILING BOOT W/6" DIA. COLLAR
4	23E	150045.0038	12x8 CEILING BOOT W/7" DIA. COLLAR
1	23Z	150045.0046	24x24 R/A TRANSITION BOOT W/18" COLLAR
10'	3F10	150040.0097	10" FOIL FLEX R6
11'	3F12	150040.0098	12" FOIL FLEX R6
8'	3F16	150040.0108	16" FOIL FLEX R6
3'	3F18	150040.0138	18" FOIL FLEX R6
65'	3F4	150040.0091	4" FOIL FLEX R6
33'	3F6	150040.0093	6" FOIL FLEX R6
45'	3F7	150040.0094	7" FOIL FLEX R6
1	6K1	150005.0044	FEM2X4200A 13 SEER 3.5 TON AHU
1	6Q1	150010.0104	N2H342AKA 13 SEER 3.5 TON CONDENSER
1	7C	150005.0110	19x13x30"H BOX PLENUM
1	7Q	150040.0118	DUCT PLENUM TRIANGLE
2	7R	150040.0111	18" SQUARE DUCT PLENUM
3	8A1	150055.0041	24x4 TRANSFER GRILLE
3	8B1	150045.0052	24x4 TRANSFER GRILLE FRAME
1	8C1	150055.0078	24x8 TRANSFER GRILLE
1	8D1	150045.0078	24x8 TRANSFER GRILLE FRAME
1	8A4	150055.0032	24x24 RETURN AIR FILTER GRILLE
4	9B1	150040.0075	4" K-COLLAR/ROTH (4KC/413)
5	9D1	150040.0077	6" K-COLLAR/ROTH (6KC/413)
4	9E1	150040.0078	7" K-COLLAR/ROTH (7KC/413)
2	9H1	150040.0081	10" K-COLLAR/ROTH (10KC/413)
2	9I1	150040.0082	12" K-COLLAR/ROTH (12KC/413)
1	9M1	150040.0137	18" K-COLLAR/ROTH (18KC/413)
2	9N1	150040.0084	16" K-COLLAR/ROTH (16KC/413)

AUSTIN 4 BEDROOM HVAC LAYOUT

3.5 TON
TEMPSTAR FEM2X4200 13 SEER
TEMPSTAR N2H342AKA 13 SEER
7.5 KW
BRAEBURN 5200 2 STAGE HEAT PUMP PROGRAMABLE
BRIGAN 67170 CFM
SIZE OF REDUCTION BOXES (DB6-16x14x16x12x15)
SIZE OF TRIANGLES (15x15x15x15)
EXT STATIC 60 1270 CFM L

ALL TAPES,CONNECTORS AND MASTIC USED WILL BE UL-181 APPROVED

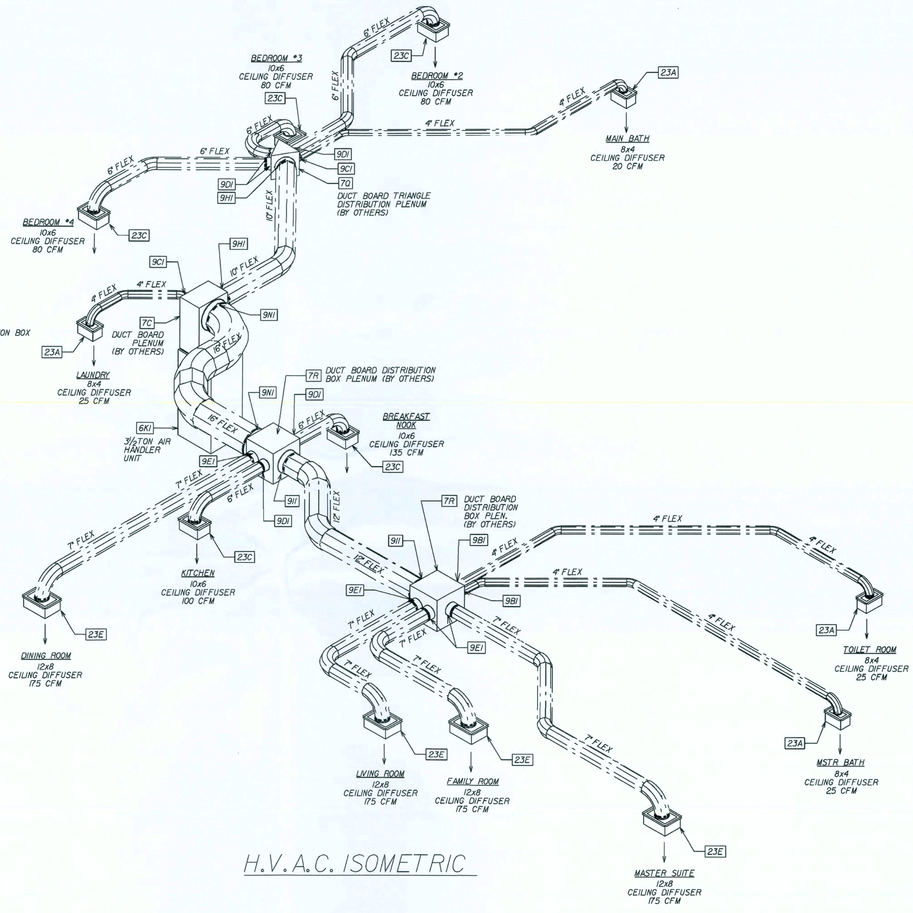

H.V.A.C. ISOMETRIC

* USE WITH 13 SEER EQUIP. *

REVISIONS :
11 REV.FLEX,DUCT & B/M 18/26/05 T.T.
10/11/06 13 SEER UPDATE PER DWGS.T.M

Maronda Homes
4001 321-0084 4005 MARONDA WAY SANFORD, FLORIDA

AMERICANA H.V.A.C. ISO
AUSTIN - 4
4 BEDROOM
DRAWN BY: GARAGE: LEFT
RELEASE DATE: 10-18-04 TOM MARTINEZ

SHEET: ISO-H

PLOT DATE: 21 MAR 2007

FLORIDA BUILDING CODE 2004 ,RESIDENTIAL

---

* USE WITH 13 SEER EQUIP. *

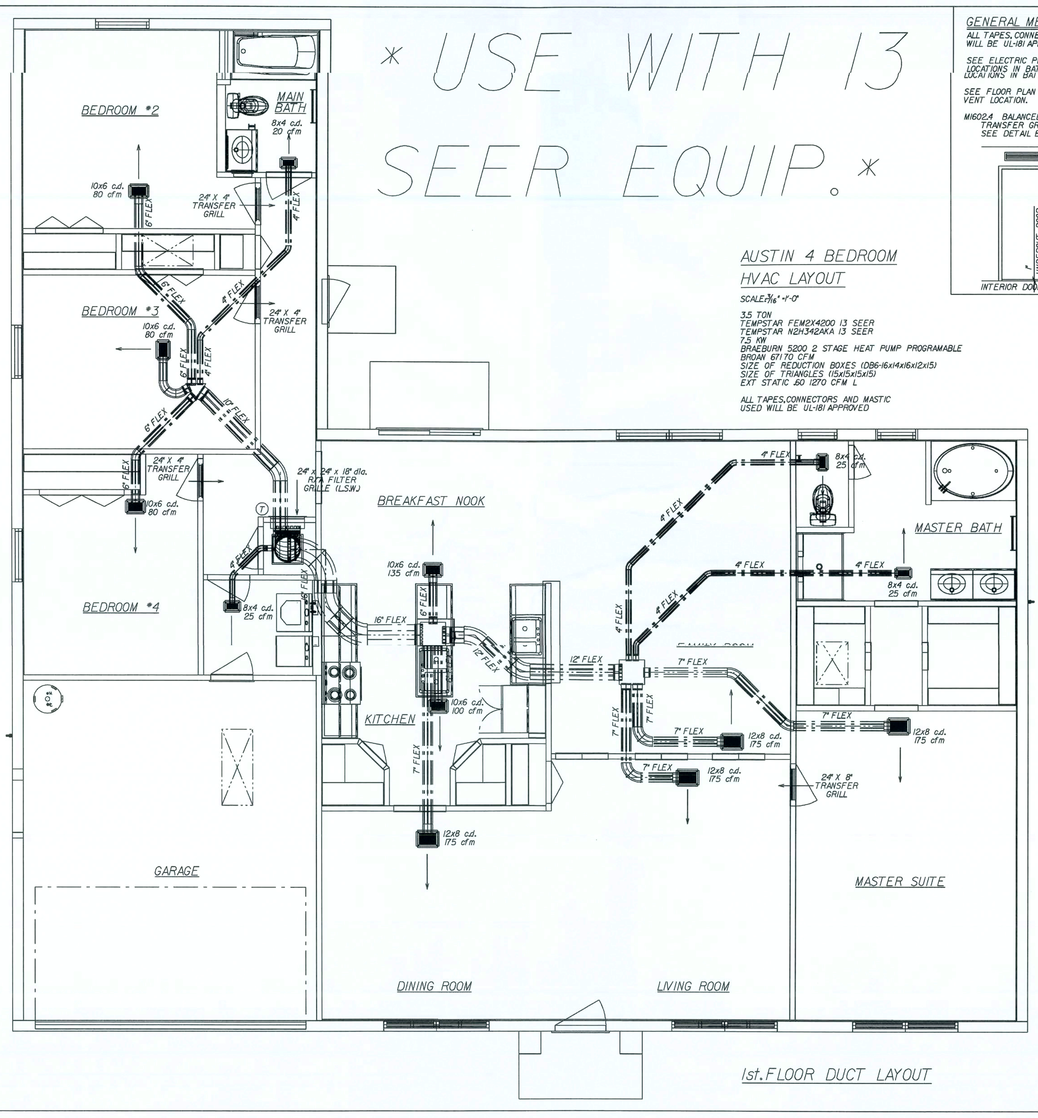

AUSTIN 4 BEDROOM HVAC LAYOUT

SCALE:3/16"=1'-0"

3.5 TON
TEMPSTAR FEM2X4200 13 SEER
TEMPSTAR N2H342AKA 13 SEER
7.5 KW
BRAEBURN 5200 2 STAGE HEAT PUMP PROGRAMABLE
BRIGAN 67170 CFM
SIZE OF REDUCTION BOXES (DB6-16x14x16x12x15)
SIZE OF TRIANGLES (15x15x15x15)
EXT STATIC 60 1270 CFM L

ALL TAPES,CONNECTORS AND MASTIC USED WILL BE UL-181 APPROVED

GENERAL MECHANICAL NOTES:

ALL TAPES,CONNECTORS AND MASTIC USED WILL BE UL-181 APPROVED.

SEE ELECTRIC PLANS FOR EXHAUST FAN LOCATIONS IN BATH AREAS. LOCATIONS IN BATH AREAS.

SEE FLOOR PLAN FOR CLOTHES DRYER VENT LOCATION.

M1602.4 BALANCED RETURN AIR. TRANSFER GRILLES @ HABITABLE ROOMS SEE DETAIL BELOW.

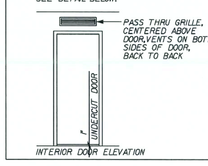

1st.FLOOR DUCT LAYOUT

REVISIONS :
11 REV.TRANSF.GRILLE,FLEX,DUCT18/26/05
11/01/05 REMOVED ENGS NOTE
10/31/06 13 SEER UPDATE PER DWGS.T.M

Maronda Homes
4001 321-0084 4005 MARONDA WAY SANFORD, FLORIDA

AMERICANA REGISTER LAYOUT
AUSTIN - 4
4 BEDROOM
DRAWN BY: GARAG: LEFT
RELEASE DATE: 10-18-04 TOM MARTINE

SHEET: HVA

PLOT DATE: 21 MAR 2007

FLORIDA BUILDING CODE 2004 ,RESIDENTIAL

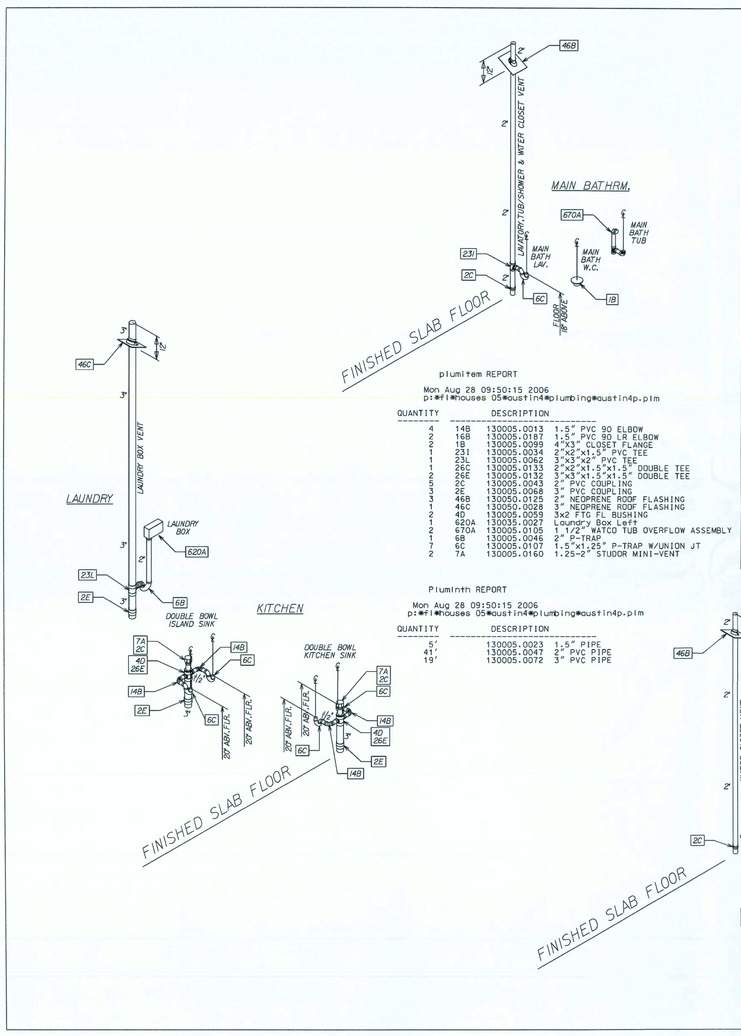

plumitem REPORT

Mon Aug 28 09:50:15 2006
pi:#flhouses 05#austin4#plumbing#austin4p.plm

QUANTITY	DESCRIPTION	
4	14B	130005.0013 1.5" PVC 90 ELBOW
2	16B	130005.0187 1.5" PVC 90 LR ELBOW
2	1B	130005.0099 4"X1" CLOSET FLANGE
1	23I	130005.0034 2"x2"x1.5" PVC TEE
1	23L	130005.0062 3"x3"x2" PVC TEE
1	26C	130005.0133 2"x2"x1.5"x1.5" DOUBLE TEE
2	26E	130005.0132 3"x3"x1.5"x1.5" DOUBLE TEE
5	2C	130005.0043 2" PVC COUPLING
3	2E	130005.0068 3" PVC COUPLING
3	46B	130050.0125 2" NEOPRENE ROOF FLASHING
1	46C	130050.0028 3" NEOPRENE ROOF FLASHING
2	4D	130005.0059 3x2 FTG FL BUSHING
1	620A	130035.0027 Laundry Box Left
2	670A	130005.0105 1 1/2" WATCO TUB OVERFLOW ASSEMBLY
1	6B	130005.0046 2" P-TRAP
7	6C	130005.0107 1.5"x1.25" P-TRAP W/UNION JT
2	7A	130005.0160 1.25-2" STUDOR MINI-VENT

Pluminth REPORT

Mon Aug 28 09:50:15 2006
pi:#flhouses 05#austin4#plumbing#austin4p.plm

QUANTITY	DESCRIPTION	
5'	130005.0023	1.5" PIPE
41'	130005.0047	2" PVC PIPE
19'	130005.0072	3" PVC PIPE

COMPLETE SANITARY PLUMBING DIAGRAM:

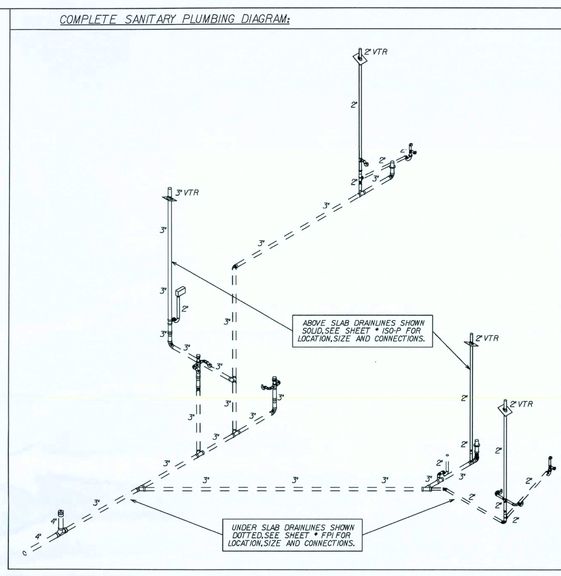

REVISIONS :
08/28/06 REVD.KITCHEN SINK ASSEM.-TJM

Maronda Homes
(407) 321-0064 4005 MARONDA WAY SANFORD, FLORIDA
COPYRIGHT @ 2005 MARONDA HOMES
05

AMERICANA | D.W.V.PLUMBING ISO
AUSTIN - 4
4 BEDROOM
DRAWN BY: | GARAGE: LEFT
RELEASE DATE: 10-18-04
15453.54

SHEET:
ISO-P

PLOT DATE: 21 MAR 2007

FLORIDA BUILDING CODE 2004 ; RESIDENTIAL

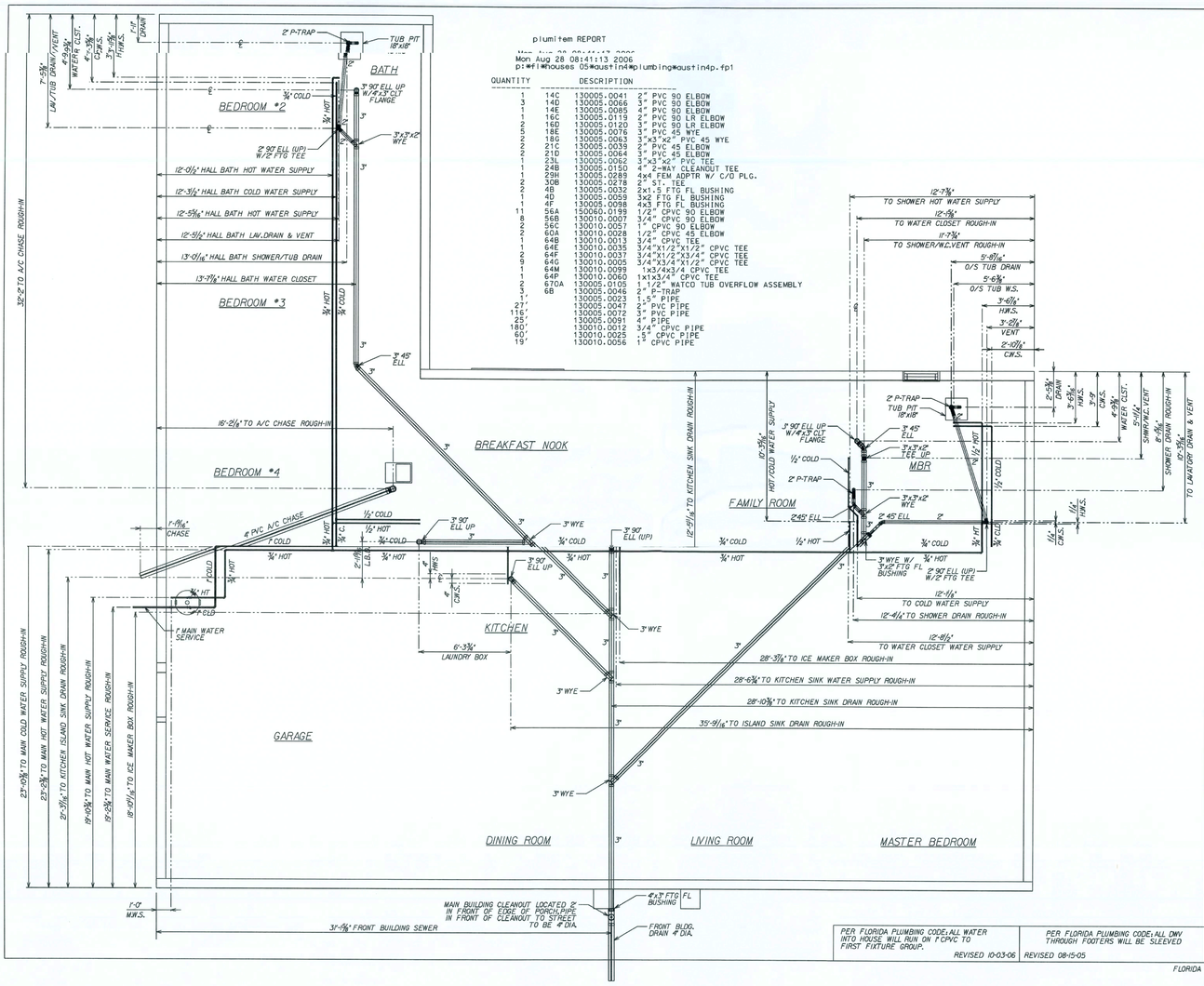

plumitem REPORT

Mon Aug 28 08:41:13 2006
pi:#flhouses 05#austin4#plumbing#austin4p.fpl

QUANTITY	DESCRIPTION	
1	14C	130005.0041 2" PVC 90 ELBOW
3	14D	130005.0066 3" PVC 90 ELBOW
1	14E	130005.0085 4" PVC 90 ELBOW
1	16C	130005.0119 2" PVC 90 LR ELBOW
2	16D	130005.0120 3" PVC 90 LR ELBOW
5	18E	130005.0076 3" PVC 45 WYE
2	18G	130005.0063 3"x3"x2" PVC 45 WYE
2	21C	130005.0039 2" PVC 45 ELBOW
2	21D	130005.0064 3" PVC 45 ELBOW
1	23L	130005.0062 3"x3"x2" PVC TEE
1	24B	130005.0150 4" 2-WAY CLEANOUT TEE
1	29H	130005.0289 4x4 FEM ADPTR W/ C/O PLG.
2	30B	130005.0278 2" ST. TEE
2	4B	130005.0032 2x1.5 FTG FL BUSHING
1	4D	130005.0059 3x2 FTG FL BUSHING
1	4F	130005.0098 4X3 FTG FL BUSHING
11	56A	130060.0199 1/2" CPVC 90 ELBOW
8	56B	130010.0007 3/4" CPVC 90 ELBOW
2	56C	130010.0057 1" CPVC 90 ELBOW
2	60A	130010.0028 1/2" CPVC 45 ELBOW
1	64B	130010.0013 3/4" CPVC TEE
1	64E	130010.0035 3/4"X1/2"X1/2" CPVC TEE
2	64F	130010.0037 3/4"X1/2"X3/4" CPVC TEE
9	64G	130010.0005 3/4"X3/4"X1/2" CPVC TEE
1	64M	130010.0099 1x3/4x3/4 CPVC TEE
1	64P	130010.0060 1x1x3/4" CPVC TEE
2	670A	130005.0105 1 1/2" WATCO TUB OVERFLOW ASSEMBLY
3	6B	130005.0046 2" P-TRAP
1'		130005.0023 1.5" PIPE
27'		130005.0047 2" PVC PIPE
116'		130005.0072 3" PVC PIPE
25'		130005.0091 4" PIPE
180'		130010.0012 3/4" CPVC PIPE
60'		130010.0025 .5" CPVC PIPE
19'		130010.0056 1" CPVC PIPE

REVISIONS :
5/02/06 REVISED CALL-OUT NOTES TJM
06/13/06 REVISED UP PLUMB FITTINGS TJM
09/03/06 REVISED CLEANOUT & BSM LIST TJM

Maronda Homes
(407) 321-0064 4005 MARONDA WAY SANFORD, FLORIDA
COPYRIGHT @ 2005 MARONDA HOMES
05

AMERICANA | UNDERGROUND PLBG.
AUSTIN - 4
4 BEDROOM
DRAWN BY: | GARAGE: LEFT | TOM MARTINEZ
RELEASE DATE: 10-18-04
15453.53

SHEET:
FPI

PLOT DATE: 21 MAR 2007

PER FLORIDA PLUMBING CODE:ALL WATER INTO HOUSE WILL RUN ON 1" CPVC TO FIRST FIXTURE GROUP.
REVISED 10-03-06

PER FLORIDA PLUMBING CODE:ALL DWV THROUGH FOOTERS WILL BE SLEEVED
REVISED 08-15-05

FLORIDA BUILDING CODE 2004 ; RESIDENTIAL

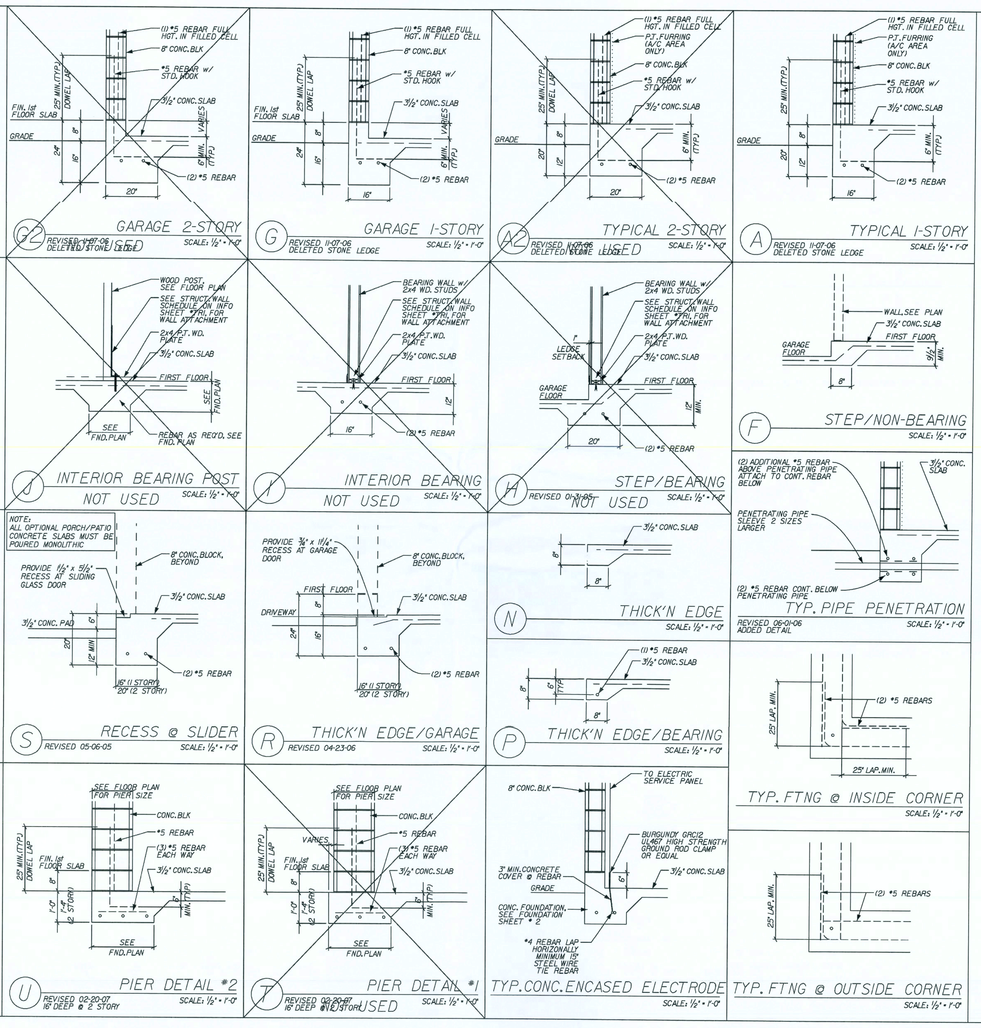

FLORIDA BUILDING CODE 2004 RESIDENTIAL

REVISIONS:

Maronda Homes

COPYRIGHT © 2005 MARONDA HOMES

4005 MARONDA WAY SANFORD, FLORIDA (407) 321-0064

105

AUSTIN 4

DRAWN BY: GARAGE

RELEASE DATE: 10-18-04

15/A50

Maronda Systems
4005 Maronda Way
Sanford, FL 32771
(407)321-0064

Tomas Ponce P.E.
License No. 0050068

OCT 10 2007

SHEET: FTG

PLOT DATE: 29 MAR 2007

D:\PROJECTS\AUSTIN4\DETAILS\AUSTIN4FTG.DWG

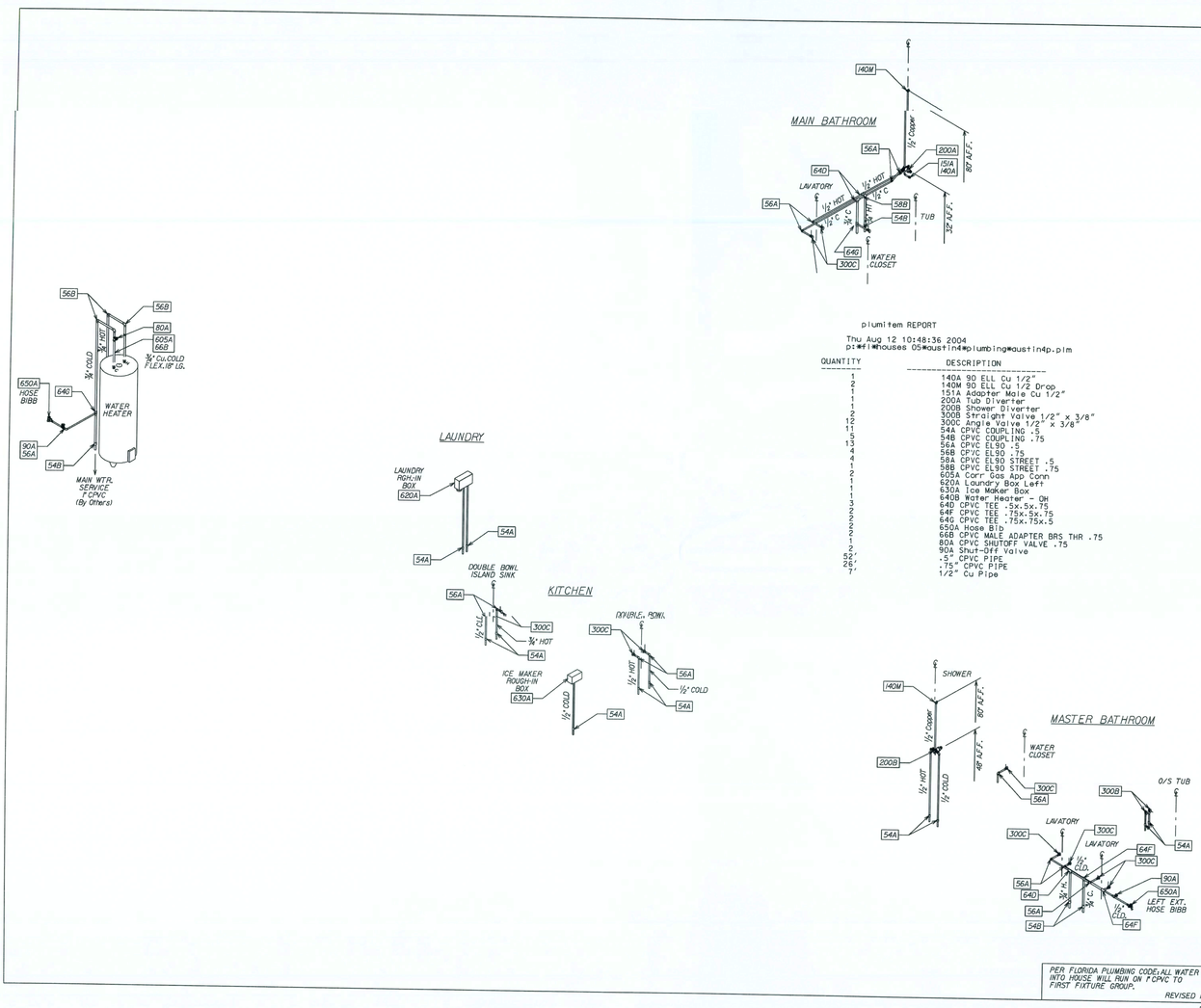

plumitem REPORT

Thu Aug 12 10:48:36 2004
pt#flmhouses 05#austin4#plumbing#austin4p.plm

QUANTITY	DESCRIPTION
1	140A 90 ELL Cu 1/2
2	140M 90 ELL Cu 1/2 Drop
1	151A Adapter Male Cu 1/2"
1	200A Tub Diverter
1	200B Shower Diverter
2	300B Straight Valve 1/2" x 3/8"
12	300C Angle Valve 1/2" x 3/8"
11	54A CPVC COUPLING .5
5	54B CPVC COUPLING .75
13	56A CPVC ELSO .5
4	56B CPVC ELSO .75
1	58A CPVC ELSO STREET .5
1	58B CPVC ELSO STREET .75
2	605A Corr Gas App Conn
1	620A Laundry Box Left
1	630A Ice Maker Box
1	640B Water Heater - QH
3	64D CPVC TEE .5x.5x.75
2	64F CPVC TEE .75x.5x.75
2	64G CPVC TEE .75x.75x.5
2	650A Hose Bib
1	66B CPVC MALE ADAPTER BRS THR .75
2	80A CPVC SHUTOFF VALVE .75
52'	90A Shut-Off Valve
26'	.5" CPVC PIPE
7'	.75" CPVC PIPE
	1/2" Cu Pipe

PER FLORIDA PLUMBING CODE: ALL WATER INTO HOUSE WILL RUN ON 1" CPVC TO FIRST FIXTURE GROUP.

REVISED 10-03-06

FLORIDA BUILDING CODE 2004 RESIDENTIAL

REVISIONS:

Maronda Homes

COPYRIGHT © 2005 MARONDA HOMES

4005 MARONDA WAY SANFORD, FLORIDA (407) 321-0064

105

AMERICANA | WATER LINES ISO.

AUSTIN - 4

4 BEDROOM

DRAWN BY: GARAGE LEFT

RELEASE DATE: 10-18-04

15/A35

SHEET: ISO-W

PLOT DATE: 29 MAR 2007

D:\PROJECTS\AUSTIN4\PLUMBING\AUSTIN4W.DWG

PRODUCT CODE #	USP HARDWARE MAN.	FASTENERS POST	BEAM	TOP	SIDE	REVISED 05-01-06 UPLIFT
C44	USP	(6) 10d	(6) 10d	(2) 10d x 1½"		1020
F43	USP	(6) 10d	(6) 10d	(2) 10d x 1½"		1155
HCS20 CLIP	USP	PLATE (10) 10d x 1½"				445
HHCP2 CRWR CLIP	USP	TRUSS (10) 10d x 1½"	PLATE (10) 10d x 1½"			800
HTA 20 ANCHOR	USP	PLATE (14) 10d x 1½"				1615
HTA 20/20 ANCHOR	USP	(13) 10d x 1½"				3230
HTW24	USP	(20) 10d				1325
HUGT2	USP	CONC. ANC. (2) 3/8"x3½" Wedge-all, 4" embed. or (2) 3/8" x 3½" Powers Fast-Set II Plus				9790
HUGT12	USP	CONC. ANC. (4) 3/8"x3½" Wedge-all, 4" embed. or (4) 3/8" x 3½" Powers Fast-Set II Plus				9860
JUS 26	USP	(4) 10d HEADER (4) 10d TRUSS				1115
KST227 STRP ANC.	USP	PLATE (34) 16d				4750
LFTA	USP	PLATE (10) 10d x 1½"				1250
LSTA36	USP	(32) 10d x 1½"				1640
LTW12	USP	(12) 10d				670
LT320 STRAP ANC	USP	ANCHOR (4) 1/2" x 6" BOLT, (10) 10d x 1½"STRAP				1890
LBP12 BEARING PLT	USP	¼" J-BOLT				2515
LFT46	USP	PLATE (8) 8d	STUD (8) 8d	TYPE 1		1035
MF66F	USP	HEADER (10) 8d	JOIST/PLATE (6) 8d			605
MPAI & MPAIF	USP	HEADER (6) 8d	JOIST/PLATE (6) 8d			690
MST412	USP	(10) 10d				1015
MST418	USP	(14) 10d				1420
MST424	USP	(18) 10d				1640
MST430	USP	(22) 10d				2065
MTW12	USP	(14) 10d				1030
MTW18	USP	(14) 10d				1030
MTS279 STRP ANC.	USP	(24) 16d (1) 3/4" ANCHOR BOLT				4635
MTS315	USP	(22) 16d (1) 3/4" ANCHOR BOLT				4635
MUGT15	USP	TOP OF BOLT - SEC. (6) 16d x 1½"				
NF3T 3½x 7	USP	HEADER (8) 16d				3360
PA 28	USP	TOP PLATES (8) 8d				3360
RT-16	USP	TRUSS (8) 8d x 1½"				1030
RT-16A	USP	PLATE (8) 10d				1380
RT16-2	USP	TOP PLATES (8) 8d x 1½"				1160
RT3 CLIPS L/R	USP	TRUSS (4) 8d				540
RT3 CLIPS L/R	USP	PLATE (4) 8d				530
SKH 28 L/R	USP	(4) 8d BOTTOM				1085
SKHH28 L/R	USP	HEADER (10) 16d				2390
SUH 26	USP	HEADER (8) 16d				1730
SUH 28	USP	HEADER (8) 16d				1730
SUH 26	USP	JACK (14) 10d x 1½"				725
SUH 28	USP	HEADER (8) 10d				910
T-12 1/2" METAL	USP	(3) #10 SCREWS				825
TA 14	USP	(11) 10d x 1½"				920
TA 18	USP	(8) 10d x 1½"				1205
TA 18	USP	(8) 10d x 1½" 2-PLY				2410
TA 24	USP	(8) 10d x 1½" 2-PLY				2410
TA 24	USP	(8) 10d x 1½" 2-PLY				2410
TA 24	USP	(8) 10d x 1½" 2-PLY				2410
TA 24	USP	(8) 10d x 1½" 2-PLY				2410
127TA 24	USP	(8) 10d x 1½" 2-PLY				1205
THD26	USP	HEADER (10) 10d x 1½"				2170
THD28	USP	TRUSS (12) 10d x 1½"				2170
THD28-2	USP	HEADER (16) 10d x 1½"				2330
THD28-3	USP	HEADER (16) 10d x 1½"				2485
THDH28-3	USP	HEADER (16) 10d x 1½"				2665
THD48	USP	TRUSS (16) 10d x 1½"				2485
THJ 26	USP	HEADER (16) 10d x 1½"				2485
THJ 26	CLEVELAND	TRUSS (16) 10d x 1½"				1010
USC63	USP	HIP/TRUSS (8) 10d				1150
USC63F	USP	TRUSS (4) 10d, (8) 10d x 1½"				1150
USC73	USP	TRUSS (4) 10d, (8) 10d x 1½"				1150
USC73A	USP	TRUSS (8) 10d x 1½"				1150
USC73G3	USP	TRUSS (4) 10d, (8) 10d x 1½"				1150
		(2) 3/4" DIA. BOLTS 3/4" EMBEDDED				6170

CONV. FRAMED HIP ROOF
SCALE: 1/2"=1'-0"

CERAMIC TILE TO CARPET

OUTSIDE CORNER

VINYL TO CARPET

INSIDE CORNER

OUTSIDE CORNER FLOOR EDGE

INSIDE CORNER EDGE

INSIDE CORNER DETAIL
SCALE: 1/2"=1'-0"

CONNECTOR	WALL UPLIFT
LTW12	1155 LBS
LFT46	1690 LBS
RT16	1100 LBS

ANCHOR FASTENING SCHEDULE
MISSED ROOF TIE DOWN REPAIR
SCALE: N.T.S.

OPENING	LEGS
2'-0" x 2'-0" ARCH OPENING	7½"
2'-2" x 2'-6" ARCH OPENING	8¾"
2'-8" x 2'-6" ARCH OPENING	9¾"
3'-0" x 3'-0" ARCH OPENING	10¾"
4'-0" x 4'-0" ARCH OPENING	13"

INTERIOR CURVED ARCH
SCALE: 1/2"=1'-0"

OPENING	LEGS
2'-0"x 3'-4"	4"
3'-2"x 4'-0"	5½"
4'-1"x 5'-0"	6½"
5'-1" x 7'-0"	8"
7'-1"x 9'-0"	9½"
9'-1"x 12'-0"	12"

INTERIOR ELLIPSE ARCH
SCALE: 1/2"=1'-0"

MISSED DOWN ROD REPAIR
SCALE: 1/2"=1'-0"

TYPICAL BOND BEAM @ CORNER
REVISED 04-22-05
SCALE: 1/2"=1'-0"

Maronda Homes
(407) 321-0064 4005 MARONDA WAY SANFORD, FLORIDA

REVISIONS :
03-22-06 ADDED CONV. ROOF DETAIL

STANDARD DETAILS
AUSTIN 4

DRAWN BY: GARAGE:
RELEASE DATE: 10-18-04

Tomas Ponce P.E.
License No. 0050068
OCT 10 2007

Maronda Systems
4005 Maronda Way
Sanford, FL 32771
(407)321-0064

SHEET: SD1

PLOT DATE: 21 MAR 2007 15x9x51 p:\1houses_05\austin4\details\std_details.sdl

FLORIDA BUILDING CODE 2004 +RESIDENTIAL

13 DRAWING WAS PRINTED BY USING THE TIMERAM VIEWS SOFTWARE AND HAS BEEN REVIEWED BY SE:DJS,SI:MF,JH:TF,ED:DR,TT AND TT.

EXTERIOR WOOD FRAME TO BLOCK
NOT USED
SCALE: 1/2"=1'-0"

WALL SECTION-ROOF @ WD. FRAME/ F. PORCH
NOT USED
SCALE: 1/2"=1'-0"

WALL SECTION-FOUNDATION @ WOOD FRAME
SCALE: 1/2"=1'-0"

ELEVATIONS: A, C, P, R
16" SQ. BLOCK PIER w/ BLOCK CORBEL ISO
SCALE: N.T.S.

WALL SECTION-ROOF @ PRECAST/FRONT PORCH
SCALE: 1/2"=1'-0"

WALL SECTION-ROOF @ PRECAST/FRONT PORCH
SCALE: 1/2"=1'-0"

WALL SECTION-ROOF @ BLOCK
SCALE: 1/2"=1'-0"

WALL SECTION-FOUNDATION @ FRONT PORCH
SCALE: 1/2"=1'-0"

WALL SECTION-FOUNDATION @ BLOCK
SCALE: 1/2"=1'-0"

FOR MISSED FLOOR ANCHORS CONSULT ENGINEER STAFF

FLORIDA BUILDING CODE 2004 +RESIDENTIAL

COPYRIGHT © 2005 MARONDA HOMES

Maronda Homes
(407) 321-0064 4005 MARONDA WAY SANFORD, FLORIDA

REVISIONS :
09-21-06 DETAIL F: ADDED ELEV. CALL-OUT

ONE STORY WALL SECTIONS
AUSTIN 4

DRAWN BY: GARAGE:
RELEASE DATE: 10-18-04

Tomas Ponce P.E.
License No. 0050068
OCT 10 2007

Maronda Systems
4005 Maronda Way
Sanford, FL 32771
(407)321-0064

SHEET: WS-B1

PLOT DATE: 21 MAR 2007 15x9x50 p:\1houses_05\austin4\details\std_ws-b1.sws

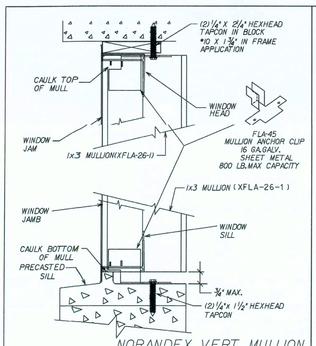

NORANDEX VERT. MULLION CLIP STYLE FLA-45

SCALE: 3/4" = 1'-0"

CONTRACTOR NOTE:
FOR INSTALLATION SIZES OF NORANDEX WINDOW SERIES 437/438 UP TO 53 1/8" x 76 3/8" AS PER TEST #96-0624.20

STANDARD WINDOW DETAILS IN BLOCK WALLS UP TO 10 FEET HIGH

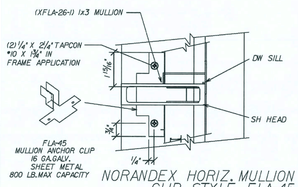

NORANDEX HORIZ. MULLION CLIP STYLE FLA-45

SCALE: 3/4" = 1'-0"

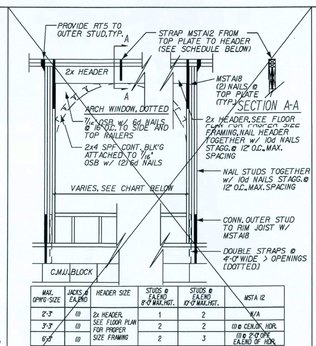

MAX. OPNG SIZE	JACKS @ EA.END	HEADER SIZE	STUDS @ EA.END 8'-0" MAX.HGT.	STUDS @ EA.END 10'-0" MAX.HGT.	MSTA 12
2'-7"	(1)	2x HEADER, SEE FLOOR PLAN FOR PROPER SIZE FRAMING	1	2	N/A
3'-7"	(1)		2	2	(1) @ CEIL.OF HDR.
6'-0"	(1)		2	3	(1) @ 2'-0" FR. EA.END OF HDR.

TYP. HEADER DETAIL-2ND FLOOR FRAMING

NOT USED

REVISED 04-22-05

SCALE: N.T.S.

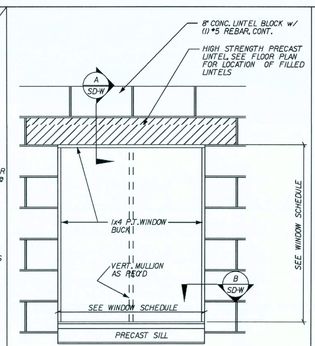

WINDOW-STANDARD-BLK

SCALE: 3/4" = 1'-0"

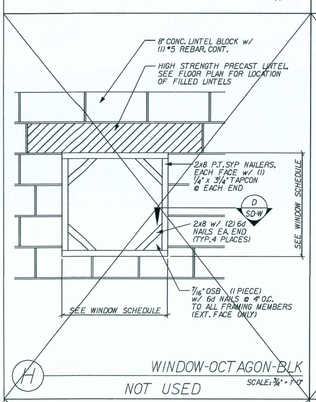

WINDOW-OCTAGON-BLK

NOT USED

SCALE: 3/4" = 1'-0"

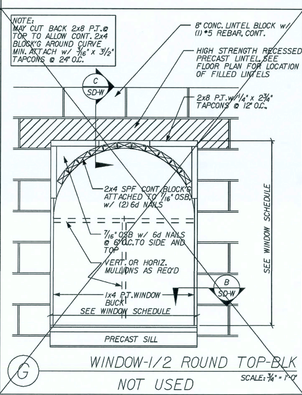

WINDOW-1/2 ROUND TOP-BLK

NOT USED

SCALE: 3/4" = 1'-0"

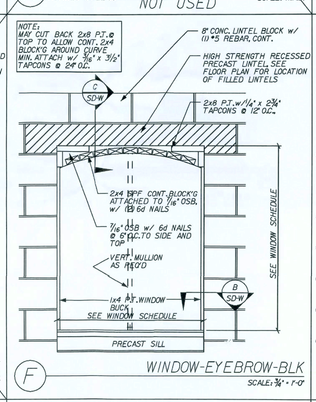

WINDOW-EYEBROW-BLK

SCALE: 3/4" = 1'-0"

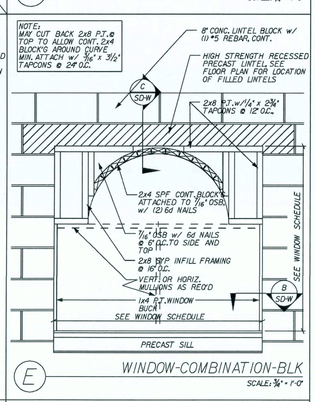

WINDOW-COMBINATION-BLK

SCALE: 3/4" = 1'-0"

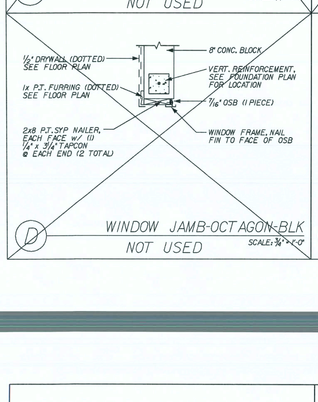

WINDOW JAMB-OCTAGON-BLK

NOT USED

SCALE: 3/4" = 1'-0"

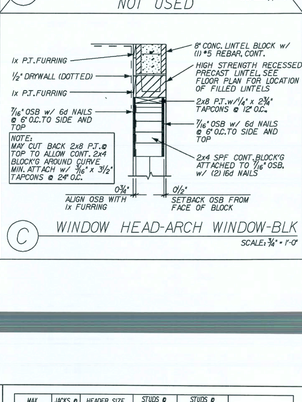

WINDOW HEAD-ARCH WINDOW-BLK

SCALE: 3/4" = 1'-0"

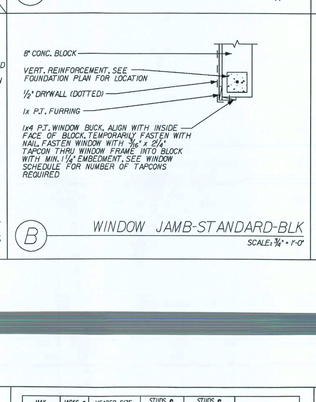

WINDOW JAMB-STANDARD-BLK

SCALE: 3/4" = 1'-0"

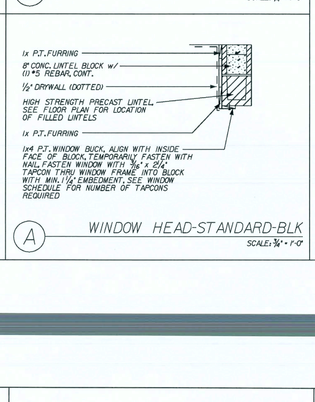

WINDOW HEAD-STANDARD-BLK

SCALE: 3/4" = 1'-0"

REVISIONS :

Maronda Homes

COPYRIGHT @ 2005 MARONDA HOMES

(407) 321-0064 4005 MARONDA WAY SANFORD, FLORIDA

DWG NAME: D:\Austin\Windows\Austin_windows.dwg

WINDOWS STANDARD DETAILS

AUSTIN 4

GARAGE:

DRAWN BY:

RELEASE DATE: 10-18-04

15/35/

Maronda Systems
4005 Maronda Way
Sanford, FL 32771
(407)321-0064

Tomas Ponce P.E.
License No. 0050068

OCT 10 2007

SHEET:

SD-W

PLOT DATE: 21 MAR 2007

FLORIDA BUILDING CODE 2004 ; RESIDENTIAL

REVISED 09-16-07
REVISED 02-15-07
83 3/4" > 82 3/8"

DOOR SCHEDULE

DOOR TYPE	ACTUAL SIZE	ROUGH FRAME OPENING	ROUGH BLOCK OPENING 2" BUCK
2-0 STANDARD I.S.	25 1/2" x 80 3/8"	26" x 80 3/8"	29" x 82 3/8"
2-8 STANDARD I.S.	33 1/2" x 80 3/8"	34" x 80 3/8"	37" x 82 3/8"
2-10 STANDARD I.S.	35 1/2" x 80 3/8"	36" x 80 3/8"	39" x 82 3/8"
3-0 STANDARD I.S.	37 1/2" x 82"	38" x 82 1/4"	41" x 82 3/8"
3-0 w/SIDELIGHT I.S.	55 1/2" x 82"	56 3/4" x 82 1/4"	59 3/4" x 82 3/8"
3-0 w/(12) SIDELIGHT I.S.	64 1/2" x 82"	65" x 82 1/4"	68" x 82 3/8"
5-8 (212-10 FRENCH I.S.	70 1/2" x 80 3/8"	71" x 80 3/8"	74" x 82 3/8"

** FINISH OPENING IS DETERMINED BY ACTUAL SIZE 1/4" FOR HEIGHT
** FINISH OPENING IS DETERMINED BY ACTUAL SIZE 1/2" FOR WIDTH
** O.S.- OUTSWING
** I.S.- INSWING

MAX. OPNG SIZE	JACKS @ EA.END	HEADER SIZE	STUDS @ EA.END 8'-0" MAX.HGT.	STUDS @ EA.END 10'-0" MAX.HGT.
2'-7"	(1)	2x HEADER, SEE FLOOR PLAN FOR PROPER SIZE FRAMING	1	2
3'-7"	(1)		2	2
6'-0"	(1)		2	3

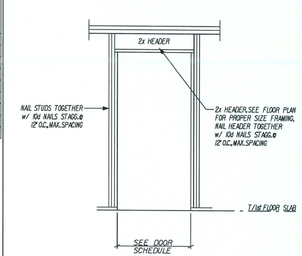

STD.DOOR - WD FRAME,NO-UPLIFT

SCALE: N.T.S.

MAX. OPNG SIZE	JACKS @ EA.END	HEADER SIZE	STUDS @ EA.END 8'-0" MAX.HGT.	STUDS @ EA.END 10'-0" MAX.HGT.	MSTA 12
2'-7"	(1)	2x HEADER, SEE FLOOR PLAN FOR PROPER SIZE FRAMING	1	2	N/A
3'-7"	(1)		2	2	(1) @ CEIL.OF HDR.
6'-0"	(1)		2	3	(1) @ 2'-0" FR. EA.END OF HDR.

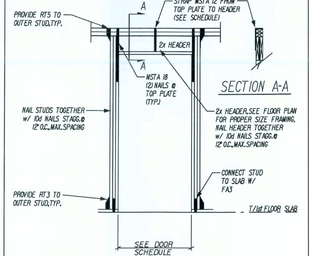

STD.DOOR - WD FRAME,UPLIFT

SCALE: N.T.S.

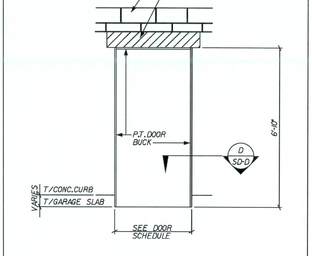

OPTIONAL SERVICE DOOR

REVISED 08-12-04

SCALE: 3/4" = 1'-0"

REVISIONS : 06-20-06 ADDED DOOR PAN DETAIL

Maronda Homes

COPYRIGHT @ 2005 MARONDA HOMES

(407) 321-0064 4005 MARONDA WAY SANFORD, FLORIDA

DWG NAME: D:\Austin\Doors\Austin_doors.dwg

DOORS STANDARD DETAILS

AUSTIN 4

GARAGE:

DRAWN BY:

RELEASE DATE: 10-18-04

15/35/

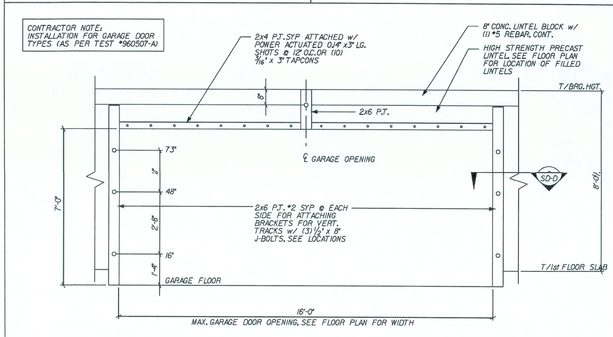

GARAGE DOOR ELEVATION

SCALE: 3/4" = 1'-0"

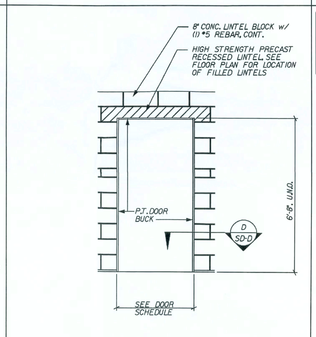

STANDARD DOOR ELEVATION

SCALE: 3/4" = 1'-0"

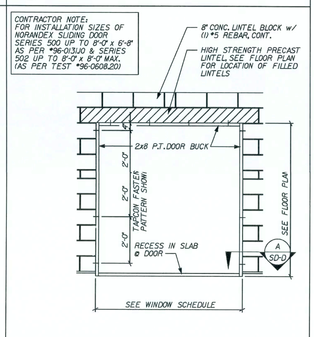

SLIDING GLASS DOOR ELEVATION

SCALE: 3/4" = 1'-0"

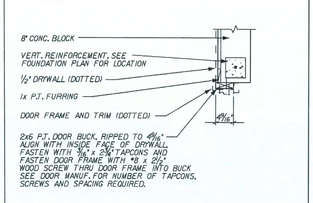

2x DOOR BUCK DETAIL

SCALE: 3/4" = 1'-0"

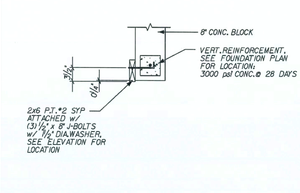

GARAGE DOOR BUCK DETAIL

SCALE: 3/4" = 1'-0"

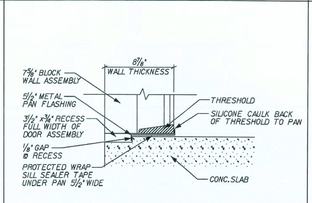

DOOR PAN FLASHING

REVISED 06-08-06
NEW DETAIL

SCALE: 3/4" = 1'-0"

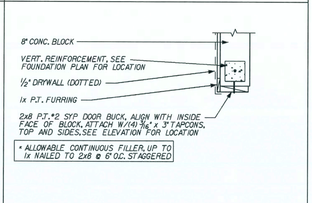

SLIDING GLASS DOOR BUCK DETAIL

REVISED 10-21-04

SCALE: 3/4" = 1'-0"

Maronda Systems
4005 Maronda Way
Sanford, FL 32771
(407)321-0064

Tomas Ponce P.E.
License No. 0050068

OCT 10 2007

SHEET:

SD-D

PLOT DATE: 21 MAR 2007

FLORIDA BUILDING CODE 2004 ; RESIDENTIAL

GENERAL NOTES
VERTICAL CROSS SECTION
OPTIONAL THRESHOLD
HORIZONTAL CROSS SECTION
PLASTPRO, INC.
9 PEACH TREE HILL RD.
LAWNSTON, NJ 07039
PARTS LIST
NOTE:
WHEN REQ.THE USE OF 2X SHALL BE
ALLOWED USING (4)EVENLY SPACED
1/2 X 3"ARCONS IN THE SIDES,AND
(2)EVENY SPACED 1/2" X 3"1ARCONS
IN THE HEADER.ALL W/ 1/4"INBEDMENT.
IF NEEDED A 1X CAN BE NAILED 6"O.C.
STAGGERED TO 2X.DOOR IS THEN
ATTACHED PER DETAILS ON THIS PAGE.
Product Acceptance No: DSI-222
Size: up to 5'x 6'8
Wind Pressure
Positive
Negative
Wind Deflection
Positive
Negative
Water Resistance
(Door does not exceed Design Pressure)
(Test Pressure 15 PSF)
Mfg. by: Mas Tek Plastics / Plastpro Lawnston, NJ 07039
EXT. DOOR DETAILS
IN SWING-FIBRGLASS
RELEASE DATE:
COPYRIGHT © 2002 MARONDA HOMES
Maronda Homes
(407) 321-0064 4005 MARONDA WAY SANFORD, FLORIDA
REVISIONS :
SHEET:
FD1

A/C PLATFORM FRAMING
REVISED 02-24-05
SCALE: 1/2"=1'-0"
45 MIN BLOCKING TOENAILED w/ 10d NAILS
PLATFORM TO BE BUILT w/ 2X4 MATERIAL
A/C RETURN GRILL
BREAK CONTACT WITH CMU
ELEVATION
7'-0 CEIL.ENCLOSED A/C PLATFORM
NOT USED
SECTION
ELEVATION
ENCLOSED A/C PLATFORM
SECTION
ELEVATION
FULL DOOR ENCLOSED A/C PLATFORM
NOT USED
SECTION
ELEVATION
OPEN A/C PLATFORM
NOT USED
A/C UNIT, SEE MECHANICAL SHEET FOR SIZE OF UNIT
RETURN A/C GRILLE SEE MECHANICAL SHEET FOR SIZE AND LOCATION
MIN.PLATFORM DIMENSIONS 32"W X 32"D X 34"H
STUD WALL TYP.
1/2" HEADER
2"x4" PLATFORM SUPPORT
2 LAYER OSB
2x4 FLAT
COPYRIGHT © 2005 MARONDA HOMES
Maronda Homes
(407) 321-0064 4005 MARONDA WAY SANFORD, FLORIDA
PLATFORM STANDARD DETAILS
AUSTIN 4
DRAWN BY:
GARAGE:
RELEASE DATE: 10-18-04
REVISIONS :
SHEET:
SD-H
Tomas Ponce P.E.
License No. 0050068
OCT 10 2007
Maronda Systems
4005 Maronda Way
Sanford, FL 32771
(407)321-0064
FLORIDA BUILDING CODE 2004 -RESIDENTIAL
PLOT DATE: 21 MAR 2007

GENERAL NOTES
VERTICAL CROSS SECTION
HORIZONTAL CROSS SECTION
ELEVATION
SECTION A-A
SECTION B-B
VIEWED FROM EXTERIOR
FLORIDA EXTRUDERS
EXT. DOOR DETAILS
OUT SWING-FIBERGLASS
RELEASE DATE:
Maronda Homes
(407) 321-0064 4005 MARONDA WAY SANFORD, FLORIDA
REVISIONS :
SHEET: FD2

IMPORTANT INFORMATION & GENERAL NOTES
ELEVATION
SECTION A-A
SECTION B-B
VIEWED FROM EXTERIOR
FLORIDA EXTRUDERS
WINDOWS IN BLOCK
RELEASE DATE:
Maronda Homes
(407) 321-0064 4005 MARONDA WAY SANFORD, FLORIDA
REVISIONS
SHEET: 1 of 3

SHEET: 3 of 3

FLORIDA EXTRUDERS
WINDOWS IN BLOCK
RELEASE DATE:

REVISIONS :

Maronda Homes
(407) 321-0064 4005 MARONDA WAY SANFORD, FLORIDA

SHEET: 2 of 3

FLORIDA EXTRUDERS
WINDOWS IN BLOCK
RELEASE DATE:

REVISIONS :

Maronda Homes
(407) 321-0064 4005 MARONDA WAY SANFORD, FLORIDA

PRODUCT APPROVAL INFORMATION SHEET FOR FLORIDA

Project Name: _____ **Permit #** _____
Project Name: _____ **Permit #** _____

Project Address: _____

As required by Florida Statute 553.842 and Florida Administrative Code 9B-72, please provide the information and product approval number(s) for the building components listed below as applicable to the building construction project for the permit number listed above. You should contact your product supplier if you do not know the product approval number for any of the applicable listed products. Information regarding statewide product approval may be obtained at: www.floridabuilding.org.

Category/Subcategory	Manufacturer	Product Description	Limitation of Use	State #	Design Pressures
A. EXTERIOR DOORS					
1. Swinging	Plastpro Inc.	Fiberglass Doors	Evaluated for use in locations adhering to the Florida Building Code and where pressure requirements as determined by ACSE 7 Minimum Design Loads for Building and Other Structures.	FL 6729.1 FL 6729.5	+50 / -50 +50 / -50
2. Sliding	Simonton / Norandex Florida Extruders	Sliding Glass Doors	500 72X80 SGD-R45 Milestone 1000 SGD	FL 5350.1 FL 45.1	+45 / -45 +45 / -45
3. Sectional					
4. Roll up	Wayne Dalton	Garage Doors 130 16' 8000 & 8100 8' Garage Doors 140 16' 8000 &8100 8'	As indicated in evaluation report and installation drawings. Not to be used in HVHZ.	FL 22.4 FL 22.2 FL 4965.47 FL 22.5	+27.0 /- 29.0 +29.3 / -29.3 +34.4 / -38.3 +37.0 / -37.0
B. WINDOWS					
1. Single hung	H –R Windows Danvid Window Co Florida Extruders	300 Fin Single Hung 341 Flange Frame S.H. Milestone 1000 S.H.	40-17 72x74 H-R45	FL5089.1 FL 2751.1 FL 42.1	+45 / -45 +55 / -55 +45 / -45
2. Horizontal slider					
3. Casement					
4. Double hung					
5. Fixed	H –R Windows Danvid Window Co Florida Extruders	301 Fin Frame Fixed 341 Flange Frame Fixed Milestone 1000 Fixed	437-438 111 x 63 F-C60 3/16 Tempered Glass Flange & Fin	FL 1291.2 FL 2349.1 FL 44.1	+55 / -55 +70 / -70 +45 / -45

Category/Subcategory	Manufacturer	Product Description	Limitation of Use	State #	Design Pressures
7. Pass-through					
8. Projected					
9. Mullion	H –R Windows Florida Extruders	Mullions Milestone Tube Mull Fin Or Flange	Evaluated for use in locations adhering to the Florida Building Code and where pressure requirements as determined by ACSE 7 Minimum Design Loads for Building and Other Structures.	FL 5782 FL 3136–R2	+45 / -45
10. Wind breaker					
11. Dual action					
12. Other					
C. PANEL WALL					
1. Siding	Owens Corning	Easy Street Dbl 4.5 Dutch Lap	This Evalution is not for use within the FBC HVHZ or on Educational Facilities within the State of Florida. Vinyl siding is limited to Type V construction , as defined below. Section 602.5 – TYPE V CONSTRUCTION Type construction in which the structural elements, exterior walls and interior Walls are of ant material permitted by this code. Compliance is valid only if the subject profile trade name is current on the VSI Vinyl Siding f Certifiction Program.	FL 920.13	+53 / -53
2. Soffit	Alsco Metal Corp	16" Vented Soffit Quad 4 Aluminum Soffit	For use as soffit only. Not for use in HVHZ. Installations shall meet the minimum ventilation requirements of FBC Section 1203.2 and AAMA 1402-86, Section 3.1.1.4.	FL 4459-R1	46.71 PSF

Category/Subcategory	Manufacturer	Product Description	Limitation of Use	State #	Design Pressures
D. ROOFING PRODUCTS					
1. Asphalt shingles	Owens Corning	Asphalt Shingle Ridge Vents Galvanized metal roof vents.	This Approval not for use in the HVHZ. All FBC sections that apply to counties except Broward and Miami-Dade Must be followed.	FL 3663 FL 234 FL5289	
2. Underlayments					
3. Roofing fasteners					
4. Nonstructural metal roof					
5. Built-up roofing					
6. Modified bitumen					
7. Single ply roofing					
8. Roofing tiles					
9. Roofing insulation					
10. Waterproofing					
11. Wood shingles/shakes					
12. Roofing slate					
13. Liquid applied roofing					
14. Cement-adhesive coats					
15. Roof tile adhesive					
16. Spray applied polyurethane roof					
17. Other					

Category/Subcategory	Manufacturer	Product Description	Limitation of Use	State #	Design Pressures
E. SHUTTERS					
1. Storm Panels	Atrium Shutters, Inc.	5L Panel Galv. Stl Strom	This product may only be installed on concrete, hollow concrete block or wood substrates. This product is NOT suitable for installation in the High Velocity Hurricane Zone.	FL 5547	50 PSF
F. STRUCTURAL COMPONENTS					
1. Wood connector/anchor	United Steel Products	Anchors, Hanges< Etc. Structural Components Wood Connectors	Subject to limitation and installation instructions specified in NOA 05-0105.05.	FL-R1, 565, 569, 572, 576, 815, 816, 817, 818, 819, 820, 821, 822, 859, 1247, 1777, 2033, 2620, 3923, 4928, 5631, 6223	
2. Truss plates	Mitek Industries Inc.	Truss Connectors	No Limitation of Use.	FL 2197 R1	
3. Engineered lumber					
4. Railing					
5. Coolers-freezers					
6. Concrete admixtures					
7. Material					
8. Insulation forms					
9. Plastics					
10. Deck-roof					
11. Wall					
12. Sheds					
13. Other					

Category/Subcategory	Manufacturer	Product Description	Limitation of Use	State #	Design Pressures
G. SKYLIGHTS					
1. Skylight					
2. Other					
H. NEW EXTERIOR ENVELOPE PRODUCTS					
1.					
2.					

In addition to completing the above list of manufacturers, product description and State approval number for the products used on this project, it is the Contractor's or Authorized Agent's responsibility to have a legible copy of each manufacturer's printed instructions, along with the list above, on the job site available to the inspector.

The products listed below did not demonstrate product approval at time of plan review. I understand that before these products can be inspected, they must be submitted for review for code compliance and approved by a Plans Examiner. This form will be revised to include each new product in the categories listed above and will be highlighted to indicate the new products and requir.d information.

_____
_____
_____
_____
_____

Authorized Project Agent: _____
(Contractor or Design Professional) (Print Name) (Signature)

Company Name: _____

Mailing Address: _____

_____

City: _____ State: _____ Zip Code: _____

Telephone Number: ( ) _____ Fax Number: ( ) _____

Cell Phone Number: ( ) _____ E-mail Address: _____

REVISIONS :

Maronda Homes

(407) 321-0064 4005 MARONDA WAY SANFORD, FLORIDA

PRODUCT APPROVAL

RELEASE DATE:

24 MAR 2005 14:15:09 G:\title_blocks\prodapprl2d.dgn

SHEET: