

ENGINEERING NOTES:

1. ALL WORK IS TO COMPLY WITH ALL APPLICABLE CODES & ORDINANCES.
2. CONSTRUCTED OF 3000 PSI CONCRETE OR EQUAL WITH #3 REBAR 12" O.C. EACH WAY, TIED AT EVERY OTHER INTERSECTION. MIN COVER FOR REBAR IS 2.5" MIN OVERLAP IS 18".
- 3.N/A

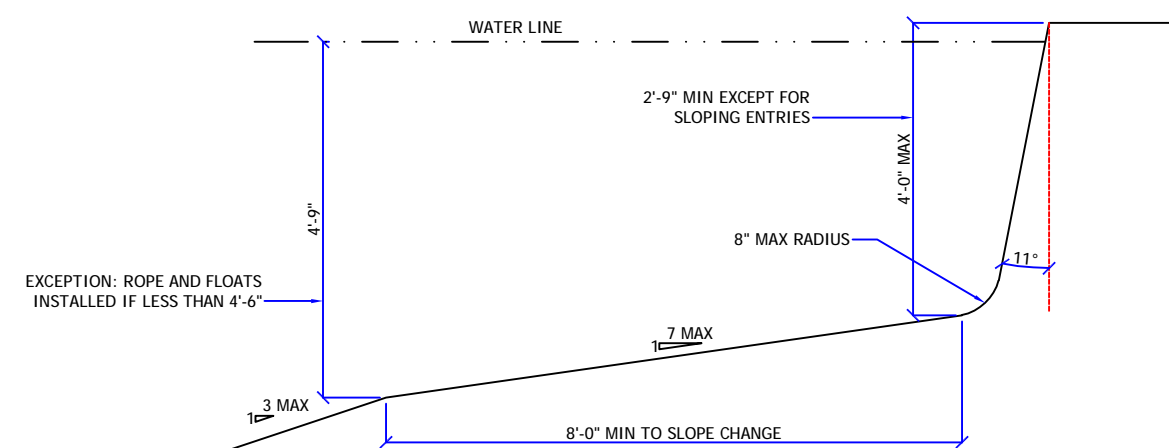
4. ASSUMED SOIL BEARING = 2 KSF
5. CIRCULATION SYSTEMS, COMPONENTS, & EQUIPMENT SHALL COMPLY W/ NSF 50.
6. INSTALL CONTROL JOINTS @ 20'-0" ON CENTER IN POOL DECKING.
7. PLANS TO CONFORM TO NEC 2017
8. 2020 FBC RESIDENTIAL 7th EDITION APPS13
9. CONCRETE STAIRS ARE 12" TREAD WIDTH AND 10" MAXIMUM HEIGHT
10. ALL CONSTRUCTION SHALL COMPLY WITH ANSI 5-03, 2017 NEC ARTICLE 680, & ANSI-NSPI 3-99 IN-GROUND SPA CONSTR.

*11. ENGINEERS DESIGN IS FOR STRUCTURAL ONLY. DESIGN OF PIPING/EQUIPMENT ETC.

BY POOL CONTRACTOR

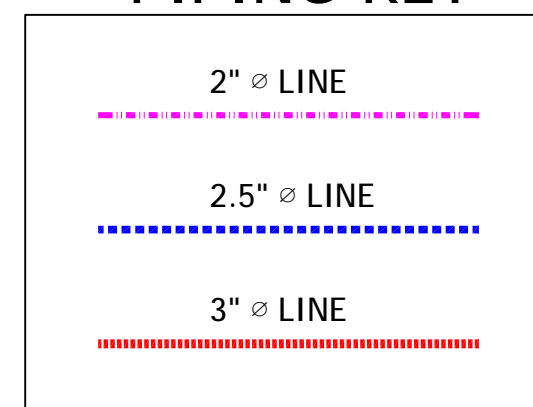
FENCE REQUIREMENTS:

1. MINIMUM 48" HEIGHT
2. 2" MAX VERTICAL CLEARANCE BETWEEN GRADE & BARRIER BOTTOM.
3. MAX OPENING SHALL NOT ALLOW PASSAGE OF 4" SPHERE.
4. FENCE POSTS WILL BE LOCATED ON POOL-SIDE OF FENCE.
5. GATE WILL BE SELF-LOCKING WITH APPROVED LOCKING DEVICE.

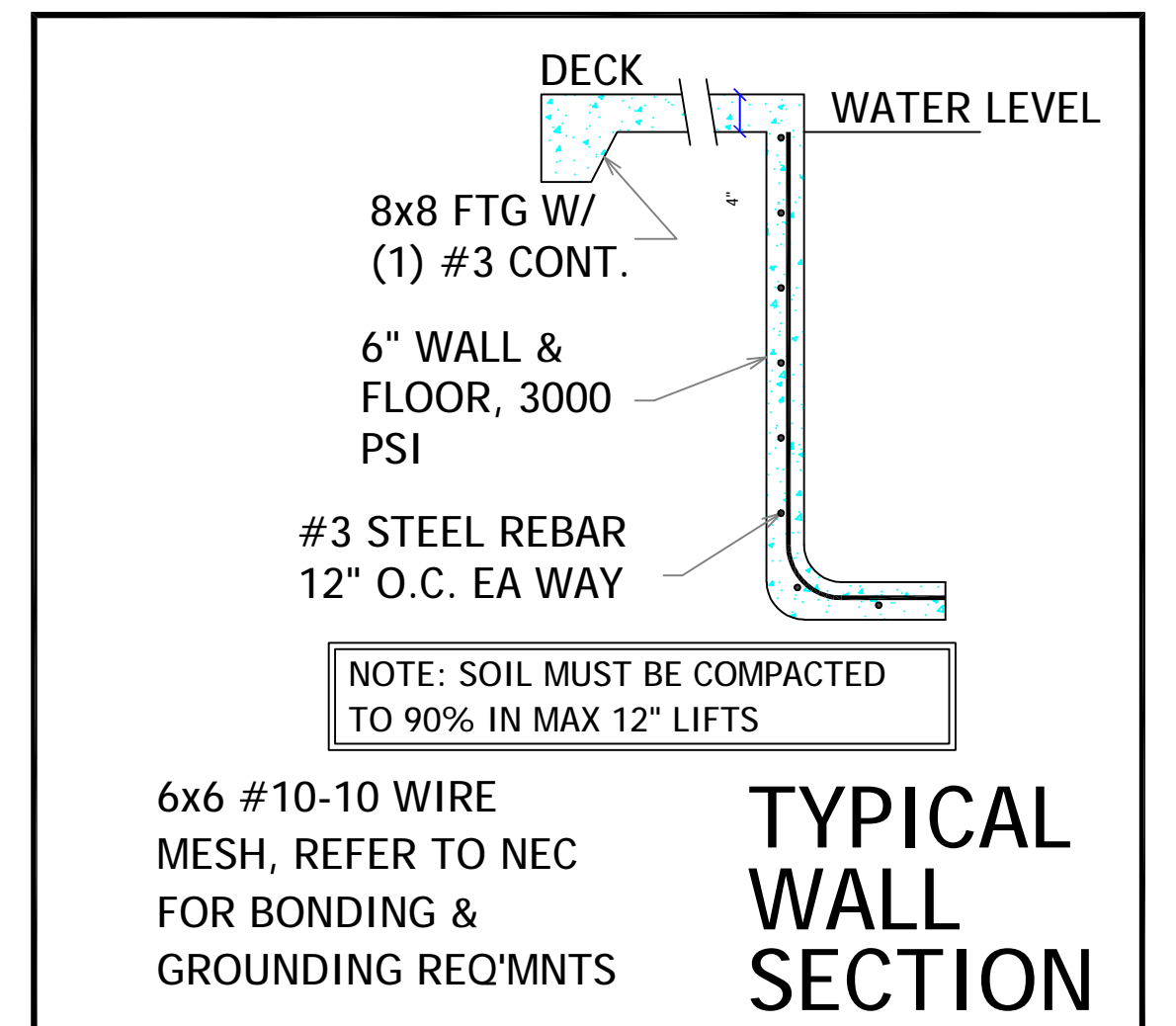
FLOOR SLOPE DETAIL ^{NTS}

STEPS: MIN. TREAD 10" x 12", 7" MIN RISER, 12" MAX RISER.
INTERMEDIATE TREADS AND RISERS TO BE UNIFORM.

PIPING KEY



NOTE: IF ANY PART OF THE POOL
ENCROACHES UPON THE ANGLE OF
REPOSE, PLACE STEEL @ 6" o.c. EA WAY
IN AREAS OF QUESTION



EQUIPOTENTIAL BONDING GRID:

ALL METAL PARTS SPECIFIED IN 680.26(B) MUST BE BONDED TO AN EQUIPOTENTIAL BONDING GRID WITH A SOLID COPPER CONDUCTOR NOT SMALLER THAN 8 AWG. THE TERMINATION OF THE BONDING CONDUCTOR MUST BE MADE BY EXOTHERMIC WELDING, LISTED PRESSURE CONNECTORS, OR LISTED CLAMPS THAT ARE LABELED AS SUITABLE FOR THE PURPOSE. THE EQUIPOTENTIAL BONDING GRID MUST EXTEND UNDER PAVED WALKING SURFACES FOR 3 FEET HORIZONTALLY FROM THE WATER (680.26(C)).

THE EQUIPOTENTIAL BONDING GRID MUST BE FORMED FROM EITHER OR BOTH OF:

THE STRUCTURAL REINFORCING STEEL OF A CONCRETE PERMANENTLY INSTALLED POOL, OUTDOOR SPA, OR OUTDOOR HOT TUB, TIED TOGETHER BY THE USUAL STEEL TIE WIRES.

THE METAL WALLS OF A PERMANENTLY INSTALLED POOL,
OUTDOOR SPA, OR OUTDOOR HOT TUB

THE EQUIPOTENTIAL BONDING GRID CAN BE CONSTRUCTED WITH 8 AWG BARE SOLID COPPER CONDUCTORS BONDED TO EA OTHER AT ALL POINTS OF CROSSING BY EXOTHERMIC WELDING, LISTED PRESSURE CONNECTORS OF THE SET SCREW OR COMPRESSION TYPE, LISTED CLAMPS, OR OTHER LISTED FITTINGS (250.8).

THE EQUIPOTENTIAL BONDING GRID MUST COVER THE CONTOUR OF THE PERMANENTLY INSTALLED POOL, OUTDOOR SPA OR HOT TUB AND DECK EXTENDING 3 FEET HORIZONTALLY FROM THE WATER. THE EQUIPOTENTIAL BONDING GRID MUST BE ARRANGED IN A 1-FOOT BY 1-FOOT NETWORK OF 8 AWG CONDUCTORS, WITH A TOLERANCE OF 4 INCHES.

EXCEPTION: THE EQUIPOTENTIAL BONDING GRID SHALL NOT BE REQ'D TO BE INSTALLED UNDER THE BOTTOM OR VERTICALLY ALONG THE WALLS OF VINYL LINED POLYMER WALL, FIBERGLASS COMPOSITE, OR OTHER POOLS CONSTRUCTED OF NON-CONDUCTIVE MATERIALS.

ANY METAL PARTS OF THE POOL, INCLUDING METAL STRUCTURAL SUPPORTS, SHALL BE BONDED IN ACCORDANCE WITH 680.26(B). POURED CONCRETE, PNEUMATICALLY-APPLIED CONCRETE, AND CONCRETE BLOCK SHALL BE CONSIDERED CONDUCTIVE MATERIAL

**Riddle Consulting
Engineers, Inc.**



Paul D. Riddle, P.E.
Senior Engineer
COA: 00004759

Paul A. Riddle, Jr.
Structural Engineer

EMAIL
ADDRESS

PHONE
FAX
WEBSITE

RIDDLEENG@AOL.COM
1720 SE CTY HWY 484
BELLEVIEW, FL 34420
(352) 245-7041
(352) 245-5458
RIDDLEENGINEERING.COM

ENGINEER'S SEAL

PAUL D. RIDDLE, P.E.
P.E. 36989

DRAWN: JASON R. RIDDLE

DATE	11.15.2021
------	------------

COPYRIGHT © 2021
THESE PLANS ARE PROTECTED
BY COPYRIGHT LAWS. ANY
UNAUTHORIZED USES MAY
RESULT IN LEGAL ACTION.

SCALE	3/16" = 1'-0"
-------	---------------

1 OF 1

JOB NUMBER	2210993
------------	---------