Homes Built For A Lifetime ....
4068 US Highway 90 West
Lake City, FL. 32055
(386)754-6737 / Fax (386)758-7764
www.royalshomesales.com

Horton Echo BTS-C2334F
28x60 3Bedroom 2 Bath

2x4 Exterior Walls 16'' on Center with 2x4 Bottom Plates (Not Glued Together)
2x4 Interior Walls 16'' on Center
2x6 Floor Joists 16'' on Center
¾'' Tongue & Groove O.S.B. Floors Weyer Haeuser 25 Year Warranty
R-30 Ceiling, R-22 Floors, R-11 Walls Top Insulation
Thermo Pane Windows
4'' Crown Molding throughout
Home is O.S.B. wrapped all around
8 Ft. Flat Ceilings
One Piece Fiberglass Tubs and Showers throughout
Porcelain Sinks throughout
3'' Base Board Molding throughout
Seamless Wall Board (No Batten Stripes)
5 Year Structural, Plumbing and Wiring warranty

36x80 Steel Front Door (Not Aluminum 34x76)
2'' Mini Blinds throughout the Home
42x42 Block Glass Window over Tub
Upgrade Black Appliances, Side by Side Refrigerator, Smooth Top Range and Dishwasher
Adjustable Shelves in Cabinets throughout
Water Cut Offs and Clean out under all Sinks
200 Amp Service (Not 150)
Over Head Ducts
Rolled Countertops
Hardi Board Fascia and Soffit Board (Not Aluminum)

Royals Homes

Horton Echo BTS-C2334F
27x60 3 Bedroom 2 Bath
Apx. 1,600 Sq. Ft.

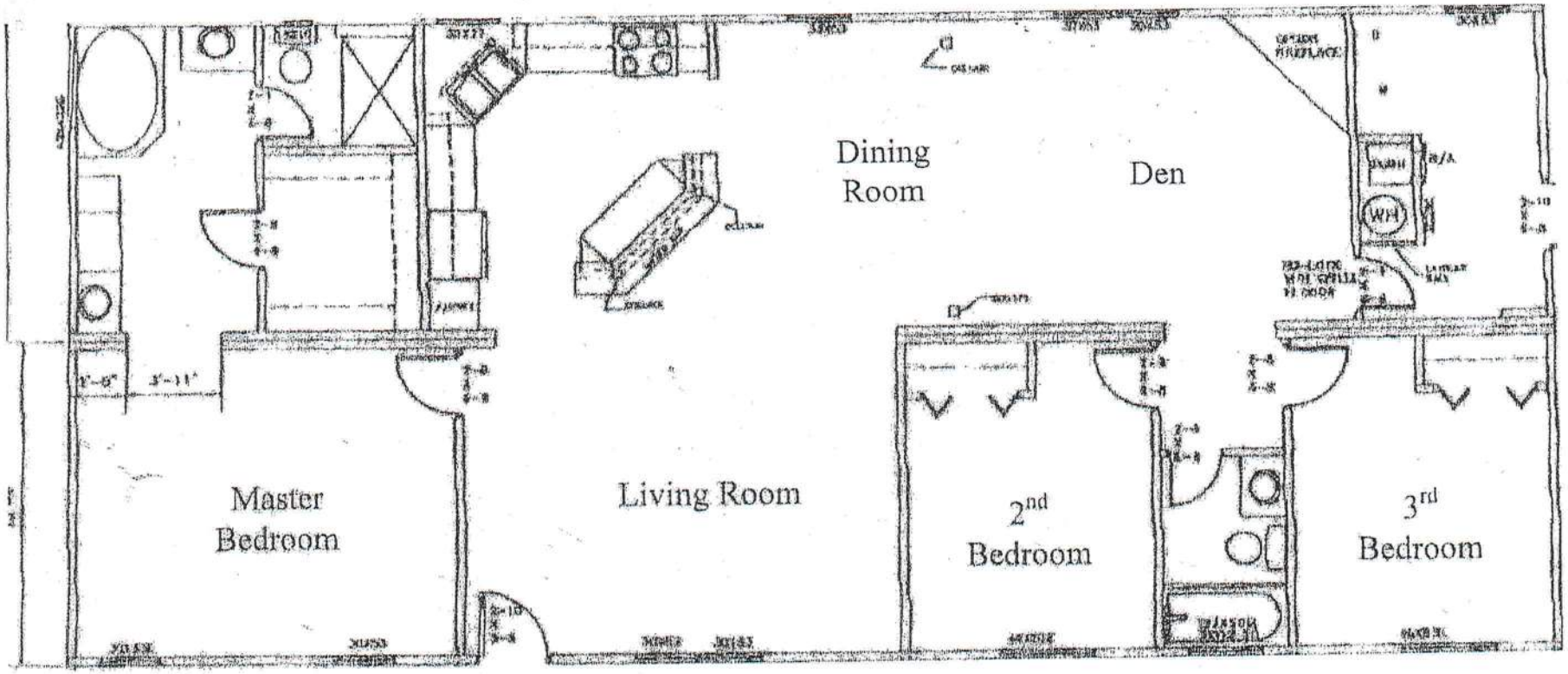

ALL PRICES INCLUDE:

DELIVERY & SET UP

A/C HEAT PUMP 13 SEER

STANDARD WHITE SKIRTING

TWO SETS OF CODE STEPS

$ _____

NOTES: _____

PERMIT WORKSHEET

PERMIT NUMBER

Installer Wendell Crews License # IH0000629

Address of home being installed Ft. White, FL

Manufacturer Horton Length x width 60 x 27

NOTE: *If home is a single wide fill out one half of the blocking plan*
If home is a triple or quad wide sketch in remainder of home

I understand Lateral Arm Systems cannot be used on any home (new or used) where the sidewall ties exceed 5 ft 4 in.

Installer's initials WC

Typical pier spacing 6'

2'

lateral

longitudinal

Show locations of Longitudinal and Lateral Systems (use dark lines to show these locations)

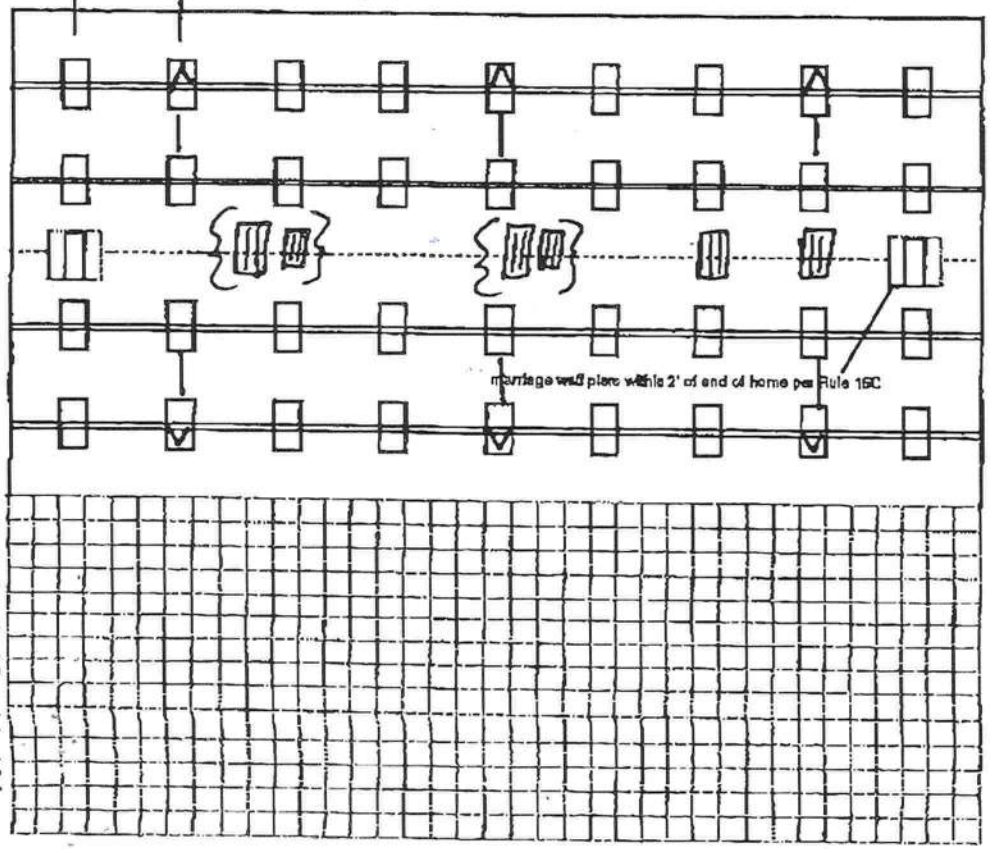

New Home ☑ Used Home ☐

Home installed to the Manufacturer's Installation Manual ☑

Home is installed in accordance with Rule 15-C ☐

Single wide ☐ Wind Zone II ☑ Wind Zone III ☐

Double wide ☑ Installation Decal # 2418

Triple/Quad ☐ Serial # H188023GLER

Roof System: ✓ Typical ____ Hinged

PIER SPACING TABLE FOR USED HOMES

Load bearing capacity	Footer size (sq in)	16" x 16" (256)	18 1/2" x 18 1/2" (342)	20" x 20" (400)	22" x 22" (484)*	24" X 24" (576)*	26" x 26" (676)
1000 psf		3'	4'	5'	6'	7'	8'
1500 psf		4' 6"	6'	7'	8'	8'	8'
2000 psf		6'	6'	6'	8'	8'	8'
2500 psf		7' 6"	8'	8'	8'	8'	8'
3000 psf		8'	8'	8'	8'	8'	8'
3500 psf		8'	8'	8'	8'	8'	8'

* interpolated from Rule 15C-1 pier spacing table.

484 Req. 609 Provide

PIER PAD SIZES

I-beam pier pad size 21x29

Perimeter pier pad size N/A

Other pier pad sizes (required by the mfg.) 16x16 DOORS

Draw the approximate locations of marriage wall openings 4 foot or greater. Use this symbol to show the piers.

List all marriage wall openings greater than 4 foot and their pier pad sizes below.

Opening	Pier pad size
16'	21x29 & 16x16
6'	21x29

POPULAR PAD SIZES

Pad Size	Sq In
16 x 16	256
16 x 18	288
18.5 x 18.5	342
16 x 22.5	360
17 x 22	374
13 1/4 x 26 1/4	348
20 x 20	400
17 3/16 x 25 3/16	441
17 1/2 x 25 1/2	446
24 x 24	576
26 x 26	676

ANCHORS

4 ft ✓ 5 ft ____

FRAME TIES

within 2' of end of home spaced at 5' 4" oc ✓

TIEDOWN COMPONENTS

Longitudinal Stabilizing Device (LSD)
Manufacturer ____

Longitudinal Stabilizing Device w/ Lateral Arms
Manufacturer Other HDV

OTHER TIES

	Number
Sidewall	5' OC
Longitudinal	N/A
Marriage wall	6'
Shearwall	

Jul.15. 2010 2:49PM SSQGLG770 No.9557 P. 2

PERMIT NUMBER _____

POCKET PENETROMETER TEST

The pocket penetrometer tests are rounded down to _____ psf or check here to declare 1000 lb. soil ✓ without testing.

X ____ X ____ X ____

POCKET PENETROMETER TESTING METHOD

1. Test the perimeter of the home at 6 locations.
2. Take the reading at the depth of the footer.
3. Using 500 lb. increments, take the lowest reading and round down to that increment.

X ____ X ____ X ____

TORQUE PROBE TEST

The results of the torque probe test is _____ inch pounds or check here if you are declaring 5' anchors without testing _____. A test showing 275 inch pounds or less will require 5 foot anchors.

Note: A state approved lateral arm system is being used and 4 ft. anchors are allowed at the sidewall locations. I understand 5 ft anchors are required at all centerline tie points where the torque test reading is 275 or less and where the mobile home manufacturer may requires anchors with 4000 lb holding capacity.

WC Installer's initials

ALL TESTS MUST BE PERFORMED BY A LICENSED INSTALLER

Installer Name Wendell Crews

Date Tested 7/19/10

Electrical

Connect electrical conductors between multi-wide units, but not to the main power source. This includes the bonding wire between mult-wide units. Pg. 68

Plumbing

Connect all sewer drains to an existing sewer tap or septic tank. Pg. 69

Connect all potable water supply piping to an existing water meter, water tap, or other independent water supply systems. Pg. 69

Site Preparation

Debris and organic material removed ✓

Water drainage: Natural _____ Swale _____ Pad ✓ Other _____

Fastening multi wide units

Floor:	Type Fastener: lag	Length: 6"	Spacing: 24"
Walls:	Type Fastener: screw	Length: 4"	Spacing: 16" OC
Roof:	Type Fastener: 2 ply metal	Length: 4"	Spacing: 96" OC

For used homes a min. 30 gauge, 8" wide, galvanized metal strip will be centered over the peak of the roof and fastened with galv. roofing nails at 2" on center on both sides of the centerline.

Gasket (weatherproofing requirement)

I understand a properly installed gasket is a requirement of all new and used homes and that condensation, mold, meldew and buckled marriage walls are a result of a poorly installed or no gasket being installed. I understand a strip of tape will not serve as a gasket.

Installer's initials WC

Type gasket foam

Pg. 65

Installed:
Between Floors Yes ✓
Between Walls Yes ✓
Bottom of ridgebeam Yes ✓

Weatherproofing

The bottomboard will be repaired and/or taped. Yes ✓ Pg. _____

Siding on units is installed to manufacturer's specifications. Yes ✓

Fireplace chimney installed so as not to allow intrusion of rain water. Yes ✓

Miscellaneous

Skirting to be installed. Yes ✓ No _____

Dryer vent installed outside of skirting. Yes ✓ N/A _____

Range downflow vent installed outside of skirting. Yes _____ N/A ✓

Drain lines supported at 4 foot intervals. Yes ✓

Electrical crossovers protected. Yes ✓

Other :

Installer verifies all information given with this permit worksheet is accurate and true based on the manufacturer's installation instructions and or Rule 15C-1 & 2

Installer Signature [signature] Date 7/19/10

Jul. 15. 2010 2:50PM SSQGLG77Q No. 9557 P. 3

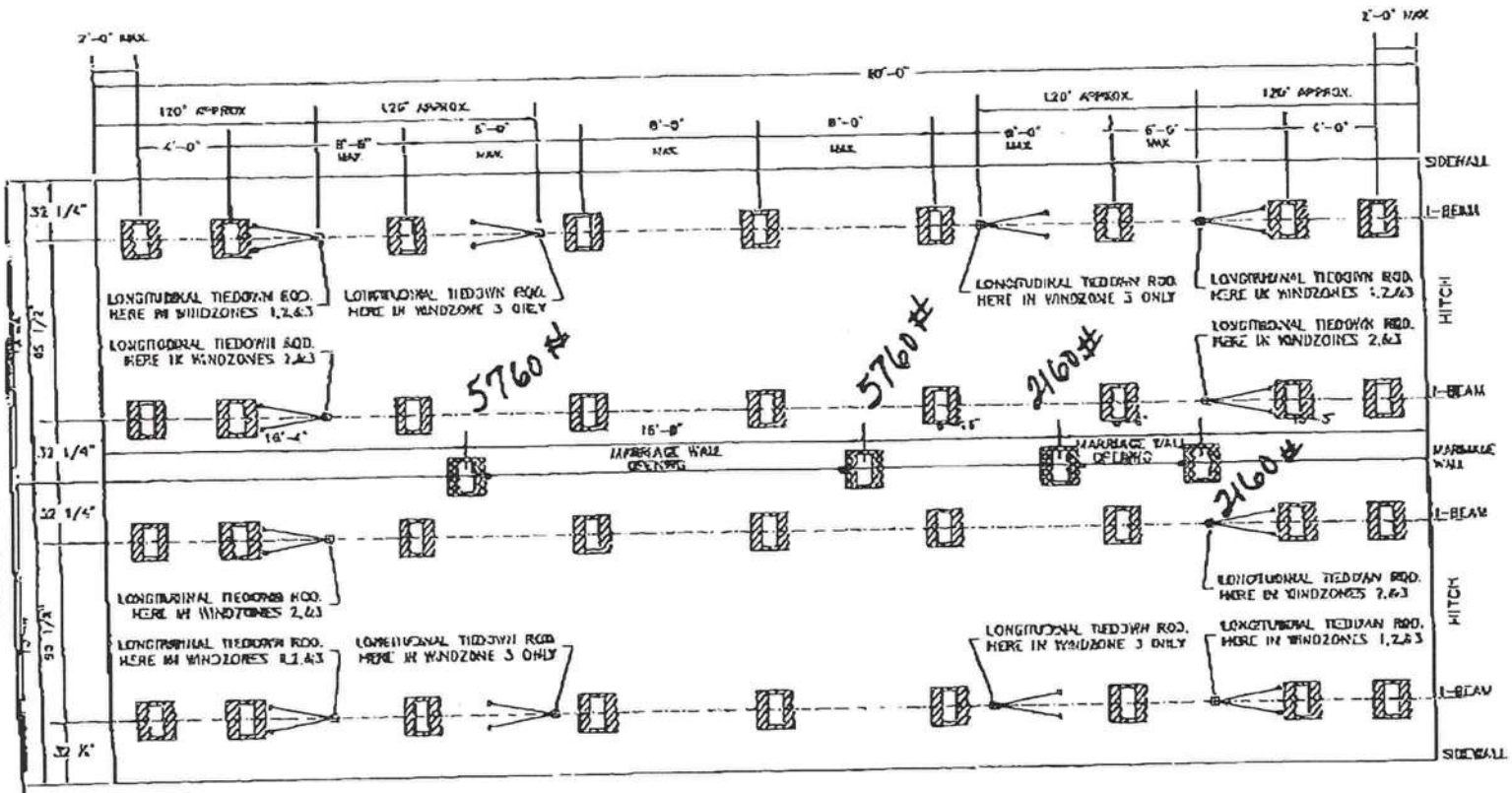

12 Devices

27X60 BTS - FOUNDATION PLAN

NOTES.

1. THIS FOUNDATION DIAGRAM IS FOR 96 ⅛" I-BEAM SPACING ONLY.
2. ADDITIONAL PIERS ARE REQUIRED AT EXTERIOR WALL OPENINGS 48" IN WIDTH OR GREATER. (IE: GLASS SLIDING DOORS AND DOUBLE WINDOWS WITHOUT CENTER SUPPORT POST.)
3. ADDITIONAL PIERS ARE REQUIRED AT ENDS OF ALL SHEARWALLS IN ACCORDANCE WITH THE SETUP MANUAL. SHEARWALLS ARE MARKED ON HOUSE WITH GREEN TIE DOWN BRACKETS. REFER TO SETUP MANUAL FOR ADDITIONAL INFORMATION.
4. MARRIAGE WALL PIERS (MULTI UNIT HOMES ONLY) ARE REQUIRED AT MARRIAGE WALL OPENINGS 48" IN WIDTH OR GREATER. MARRIAGE WALL PIER LOCATIONS SHOWN ON PLAN ARE OFFSET 12" MAX TO ALLOW FOR VERTICAL ANCHORS.
5. MAXIMUM PIER SPACING IS 8'-0". ACTUAL REQUIRED PIER SPACING WILL VARY ACCORDING TO FOOTING SIZE AND SOIL CAPACITY. REFER TO SETUP MANUAL FOR ADDITIONAL INFORMATION.
6. LONGITUDINAL ANCHORS ARE REQUIRED ON ALL HOMES. LOCATION AND QUANTITY OF LONGITUDINAL ANCHORS WILL VARY ACCORDING TO WINDZONES. SEE ABOVE DRAWING. REFER TO LONGITUDINAL FRAME TIEDOWN INSTALLATION INFORMATION IN THE SETUP MANUAL.
7. THIS PLAN IS APPLICABLE FOR H.U.D. COOL HOMES ONLY AND IS ONLY INTENDED FOR THE MODEL NAMED. THIS PLAN MAY NOT BE APPLICABLE FOR CUSTOM VARIATIONS OF THIS MODEL. REFER TO SETUP MANUAL FOR ALL SETUP INFORMATION.

PLAN KEY

- INDICATES TYPICAL FRAME PIER (UNDERNEATH I-BEAMS) – REFER TO SETUP MANUAL FOR INFORMATION.
- INDICATES TYPICAL MARRIAGE WALL PIER (UNDERNEATH MARRIAGE WALL) WITH VERTICAL ANCHOR (BLACK DOT) – REFER TO SETUP MANUAL FOR INFORMATION.
- INDICATES TYPICAL LONGITUDINAL TIEDOWN LOCATION (UNDERNEATH I-BEAMS) – REFER TO SETUP MANUAL FOR INFORMATION

HORTON HOMES, INC.
KENNESAW, GA 30144
TYPICAL H.U.D. FOUNDATION PLAN

DRAWN BY
SCALE: N.T.S.
DATE: 01/10/01
REV

SUBCONTRACTOR VERIFICATION FORM

APPLICATION NUMBER _____ CONTRACTOR _____ PHONE _____

THIS FORM MUST BE SUBMITTED PRIOR TO THE ISSUANCE OF A PERMIT

In Columbia County one permit will cover all trades doing work at the permitted site. It is REQUIRED that we have records of the subcontractors who actually did the trade specific work under the permit. Per Florida Statute 440 and Ordinance 89-6, a contractor shall require all subcontractors to provide evidence of workers' compensation or exemption, general liability insurance and a valid Certificate of Competency license in Columbia County.

Any changes, the permitted contractor is responsible for the corrected form being submitted to this office prior to the start of that subcontractor beginning any work. Violations will result in stop work orders and/or fines.

ELECTRICAL	Print Name Mike Connor elect. License #: ER 13013192	Signature Mike Connor Phone #: 386-397-0909
MECHANICAL/ A/C	Print Name License #:	Signature Phone #:
PLUMBING/ GAS	Print Name License #:	Signature Phone #:
ROOFING	Print Name License #:	Signature Phone #:
SHEET METAL	Print Name License #:	Signature Phone #:
FIRE SYSTEM/ SPRINKLER	Print Name License#:	Signature Phone #:
SOLAR	Print Name License #:	Signature Phone #:

MASON			
CONCRETE FINISHER			
FRAMING			
INSULATION			
STUCCO			
DRYWALL			
PLASTER			
CABINET INSTALLER			
PAINTING			
ACOUSTICAL CEILING			
GLASS			
CERAMIC TILE			
FLOOR COVERING			
ALUM/VINYL SIDING			
GARAGE DOOR			
METAL BLDG ERECTOR			

F. S. 440.103 Building permits; identification of minimum premium policy.--Every employer shall, as a condition to applying for and receiving a building permit, show proof and certify to the permit issuer that it has secured compensation for its employees under this chapter as provided in ss. 440.10 and 440.38, and shall be presented each time the employer applies for a building permit.

Contractor Family Subcontractor Form 8/03

TOTAL P.05

SUBCONTRACTOR VERIFICATION FORM

APPLICATION NUMBER _____ CONTRACTOR _____ PHONE _____

THIS FORM MUST BE SUBMITTED PRIOR TO THE ISSUANCE OF A PERMIT

In Columbia County one permit will cover all trades doing work at the permitted site. It is REQUIRED that we have records of the subcontractors who actually did the trade specific work under the permit. Per Florida Statute 440 and Ordinance 89-6, a contractor shall require all subcontractors to provide evidence of workers' compensation or exemption, general liability insurance and a valid Certificate of Competency license in Columbia County.

Any changes, the permitted contractor is responsible for the corrected form being submitted to this office prior to the start of that subcontractor beginning any work. Violations will result in stop work orders and/or fines.

ELECTRICAL	Print Name _____ License #:	Signature _____ Phone #:
MECHANICAL/ A/C _____	Print Name _____ License #:	Signature _____ Phone #:
PLUMBING/ GAS	Print Name Wendell Crews License #: JH0000629	Signature _____ Phone # 352-351-8100
ROOFING	Print Name _____ License #:	Signature _____ Phone #:
SHEET METAL	Print Name _____ License #:	Signature _____ Phone #:
FIRE SYSTEM/ SPRINKLER	Print Name _____ License#:	Signature _____ Phone #:
SOLAR	Print Name _____ License #:	Signature _____ Phone #:

Specialty Trades	License Number	Sub Contractor Printed Name	Sub Contractor Signature
MASON			
CONCRETE FINISHER			
FRAMING			
INSULATION			
STUCCO			
DRYWALL			
PLASTER			
CABINET INSTALLER			
PAINTING			
ACOUSTICAL CEILING			
GLASS			
CERAMIC TILE			
FLOOR COVERING			
ALUM/VINYL SIDING			
GARAGE DOOR			
METAL BLDG ERECTOR			

F. S. 440.103 **Building permits; identification of minimum premium policy.**--Every employer shall, as a condition to applying for and receiving a building permit, show proof and certify to the permit issuer that it has secured compensation for its employees under this chapter as provided in ss. 440.10 and 440.38, and shall be presented each time the employer applies for a building permit.