

3/4/24

The set-up contractor is unable to do the work at this time. I have replaced with contractor William Price and brought his paperwork.

All other Sub-contractors will remain the same.

Sincerely,

Kadie Badden

Change of Contractor #000049188



COLUMBIA COUNTY BUILDING DEPARTMENT
135 NE Hernando Ave, Suite B-21, Lake City, FL 32055
Phone: 386-758-1008 Fax: 386-758-2160

*Use to authorize
property owners to
pull permit on
Installers behalf.

MOBILE HOME INSTALLERS LETTER OF AUTHORIZATION

I, William R Price, give this authority for the job address show below
Installer License Holder Name

only, 144 NW Whitaker Glen White Springs FL 32096, and I do certify that
Job Address

the below referenced person(s) listed on this form is/are under my direct supervision and control
and is/are authorized to purchase permits, call for inspections and sign on my behalf.

Printed Name of Authorized Person	Signature of Authorized Person
Kaddie S Boden	
Kadie Bodden	

I, the license holder, realize that I am responsible for all permits purchased, and all work done
under my license and I am fully responsible for compliance with all Florida Statutes, Codes, and
Local Ordinances.

I understand that the State Licensing Board has the power and authority to discipline a license
holder for violations committed by him/her or by his/her authorized person(s) through this
document and that I have full responsibility for compliance granted by issuance of such permits.

License Holders Signature (Notarized)

IH-1041936

2/29/2024

License Number


Date

NOTARY INFORMATION:

STATE OF: Florida COUNTY OF: Sumner

The above license holder, whose name is William Price,
personally appeared before me and is known by me or has produced identification
(type of I.D.) on this 24th day of February, 20 24.

NOTARY'S SIGNATURE



Mobile Home Permit Worksheet

Permit # 000049188 Date: 2/29/24
Application Number: 000049188



New Home ☒ Used Home ☐

Installer: William R. Price License # 14-1041936
Address of home being installed: 144 NW Whitaker Glen
White Springs FL 32094

Manufacturer: Champion Length x width: 100' x 16'

NOTE: If home is a single wide fill out one half of the blocking plan. If home is a triple or quad wide sketch in remainder of home. Understand Lateral Arm Systems cannot be used on any home (new or used) where the sidewall ties exceed 5 ft 4 in.

Installer's initials: WRF



Home installed to the Manufacturer's Installation Manual Home is installed in accordance with Rule 15-C
Single wide ☒ Wind Zone II ☒ Wind Zone III ☐
Double wide ☐ Installation Decal # 101459
Triple/Quad ☐ Serial # FL24U0000248534

PIER SPACING TABLE FOR USED HOMES

Load bearing capacity (sq in)	16' x 16" (256)	18 1/2" x 18 1/2" (342)	20" x 20" (400)	22" x 22" (484)*	24" x 24" (576)*	26" x 26" (676)
1000 psf	3'	4'	5'	6'	7'	8'
1500 psf	4' 6"	6'	7'	8'	8'	8'
2000 psf	6'	8'	8'	8'	8'	8'
2500 psf	7' 6"	8'	8'	8'	8'	8'
3000 psf	8'	8'	8'	8'	8'	8'
3500 psf	8'	8'	8'	8'	8'	8'

* Interpolated from Rule 15C-1 pier spacing table.

PIER PAD SIZES

I-beam pier pad size: 17x25
Perimeter pier pad size: 10x10
Other pier pad sizes (required by the mfg.): _____

POPULAR PAD SIZES

Pad Size	Sq In
16 x 16	256
16 x 18	288
18.5 x 18.5	342
16 x 22.5	360
17 x 22	374
13 1/4 x 26 1/4	348
20 x 20	400
17 3/16 x 25 3/16	441
17 1/2 x 25 1/2	446
24 x 24	576
26 x 26	676

Draw the approximate locations of marriage wall openings 4 foot or greater. Use this symbol to show the piers.

List all marriage wall openings greater than 4 foot and their pier pad sizes below.

Opening: _____ Pier pad size: _____

4 ft ☒ 5 ft ☐

FRAME TIES

within 2' of end of home spaced at 5' 4" oc ☒


OTHER TIES

TIEDOWN COMPONENTS

Longitudinal Stabilizing Device (LSD) _____
Manufacturer _____
Longitudinal Stabilizing Device w/ Lateral Arms _____
Manufacturer Champion

Sidewall _____
Longitudinal _____
Marriage wall _____
Shearwall _____

Quick System



Mobile Home Permit Worksheet

Application Number: perm # 000049185 Date: 2/29/24

POCKET PENETROMETER TEST

The pocket penetrometer tests are rounded down to 1500 psf or check here to declare 1000 lb. soil without testing.

x 1500 x 1500 x 1500

POCKET PENETROMETER TESTING METHOD

1. Test the perimeter of the home at 6 locations.
2. Take the reading at the depth of the footer.
3. Using 500 lb. increments, take the lowest reading and round down to that increment.

x 1500 x 1500 x 1500

TORQUE PROBE TEST

The results of the torque probe test is 280 inch pounds or check here if you are declaring 5" anchors without testing. A test showing 275 inch pounds or less will require 5 foot anchors.

Note: A state approved lateral arm system is being used and 4 ft. anchors are allowed at the sidewall locations. I understand 5 ft. anchors are required at all centerline tie points where the torque test reading is 275 or less and where the mobile home manufacturer may requires anchors with 4000 lb holding capacity.

Installer's initials WFT

ALL TESTS MUST BE PERFORMED BY A LICENSED INSTALLER

Installer Name William Price

Date Tested 2/29/24

Electrical

Connect electrical conductors between multi-wide units, but not to the main power source. This includes the bonding wire between multi-wide units. Pg. ✓

Plumbing

Connect all sewer drains to an existing sewer tap or septic tank. Pg. ✓

Connect all potable water supply piping to an existing water meter, water tap, or other independent water supply systems. Pg. ✓

Site Preparation

Debris and organic material removed 9000 yes
Water drainage: Natural Swale Pad pad Other Other

Fastening multi wide units

Floor: Type Fastener: Length: 1 1/4 Spacing: 16"
Walls: Type Fastener: Length: 1 1/4 Spacing: 16"
Roof: Type Fastener: Length: 1 1/4 Spacing: 16"
For used homes a min. 30 gauge, 8" wide, galvanized metal strip will be centered over the peak of the roof and fastened with galv. roofing nails at 2" on center on both sides of the centerline.

Gasket (weatherproofing requirement)

I understand a properly installed gasket is a requirement of all new and used homes and that condensation, mold, mildew and buckled marriage walls are a result of a poorly installed or no gasket being installed. I understand a strip of tape will not serve as a gasket.

Installer's initials WFT

Type gasket Pg. 1 1/4
Installed: Between Floors Yes Yes
Between Walls Yes Yes
Bottom of ridgebeam Yes Yes

Weatherproofing

The bottomboard will be repaired and/or taped. Yes ✓ Pg. ✓
Siding on units is installed to manufacturer's specifications. Yes ✓
Fireplace chimney installed so as not to allow intrusion of rain water. Yes ✓

Miscellaneous

Skirting to be installed. Yes ✓ No ✓
Dryer vent installed outside of skirting. Yes ✓ N/A ✓
Range downflow vent installed outside of skirting. Yes ✓ N/A ✓
Drain lines supported at 4 foot intervals. Yes ✓
Electrical crossovers protected. Yes ✓
Other: ✓

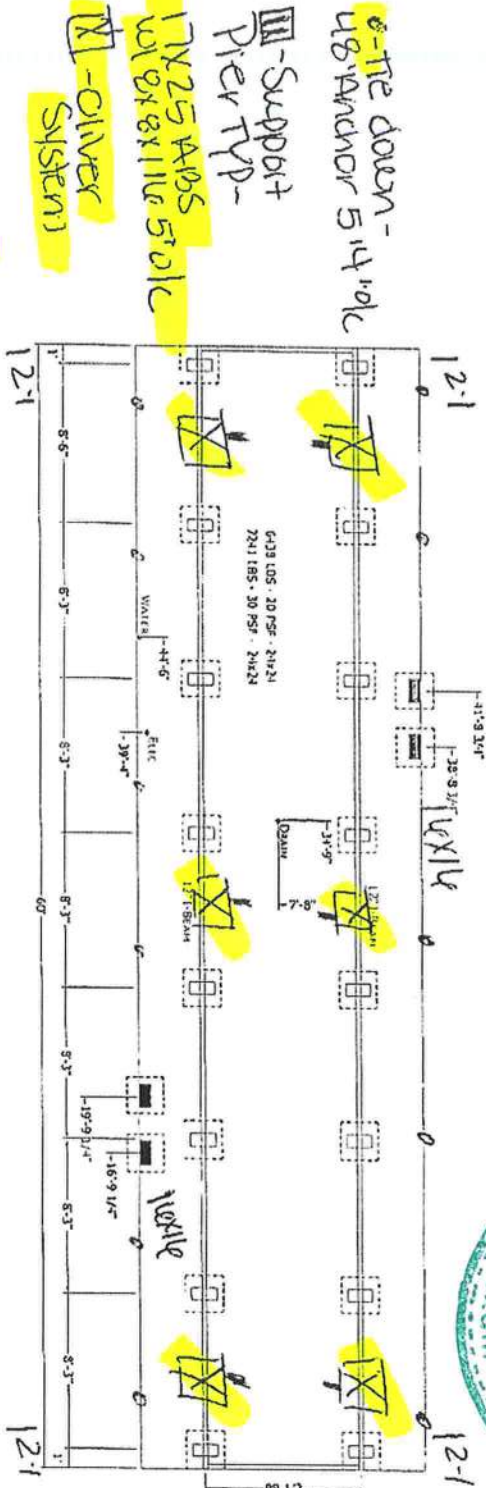

Installer verifies all information given with this permit worksheet is accurate and true based on the manufacturer's installation instructions and or Rule 15C-1 & 2

Installer Signature William Price Date 2/29/24

Change of Contractor
Lacelle Borden
144 NW 14th Street
White Springs FL

Permit # 000049188

Customer Borden



* Full Perimeter
doors 16x16

17x25 A195
W/ 8x116 5'0" C

17x25 A195
W/ 8x116 5'0" C

17x25 A195
W/ 8x116 5'0" C

- 11 THE MANUFACTURER ASSUMES NO RESPONSIBILITY FOR ACTUAL FOUNDATION DESIGN AND CONSTRUCTION
- 1) ADDITIONAL BLOCKING IS REQUIRED AT EACH SIDE OF EXTERIOR DOORS AND AT EACH SIDE OF SIDE WALL OPENINGS GREATER THAN 4 FEET IN WIDTH E, PLY DOORS, PICTURE WINDOWS, ETC.
 - 2) FOR PIER REQUIREMENTS AT ENDWALL SEE FIGURE 8 IN THE INSTALLATION MANUAL.
 - 3) ALL DRY PLUMBING, GAS SUPPLY, ETC. DIMENSIONS ON PRINT MAY BE + OR - 1/2"

MANUFACTURER DISCLOSURE NOTICE (THIS PIER PRINT IS FOR HOMES PRODUCED ON OR AFTER JUNE 1ST 2023)

PLEASE READ AND UNDERSTAND THE FOLLOWING INFORMATION. THE MANUFACTURER DOES NOT DO FOUNDATION INSTALLATION OF HOMES. IT WILL BE THE RESPONSIBILITY OF THE DEALERSHIP CONTRACTOR TO INSURE THAT ALL SITE WORK WILL CORRELATE WITH THE UNIT ORDERED.

NOTICE TO HOME INSTALLERS: MANUFACTURED HOMES WEIGH SEVERAL TONS. DO NOT ATTEMPT TO INSTALL ANY HOME ON SITE WITHOUT HAVING EXPERIENCE, KNOWLEDGE, AND UNDERSTANDING OF ALL INSTALLATION REQUIREMENTS. FAILURE TO MEET THESE REQUIREMENTS MAY RESULT IN SERIOUS INJURY OR DEATH TO AN INEXPERIENCED INSTALLER. INSTALLERS PLEASE READ AND UNDERSTAND THE SETUP AND INSTALLATION MANUAL SUPPLIED WITH THE HOME BEFORE ATTEMPTING ANY INSTALLATION OF ANY MANUFACTURED HOME.

- 51 IT WILL BE THE RESPONSIBILITY OF THE SITE CONTRACTOR TO VERIFY THE PROPER LOCATION OF COLUMN SUPPORT BLOCKING AND TO VERIFY THE PROPER MATING LINE GROWTH DIMENSIONS BASED UPON ACTUAL SITE CONDITIONS AND REQUIREMENTS. (DO NOT USE ONLY)
- 1) SEE SETUP AND INSTALLATION MANUAL FOR WATER UP GROWTH.
 - 2) SEE SETUP AND INSTALLATION MANUAL FOR PERIMETER BLOCKING REQUIREMENTS.

PERMANENT FOUNDATIONS: CHECK LOCAL, BUILDING CODES AND REGULATIONS AND CONSULT A REGISTERED PROFESSIONAL OR STRUCTURAL ENGINEER WHEN YOU ARE SITING YOUR HOME ON A PERMANENT FOUNDATION (SUCH AS A FULL BASEMENT, CRAWL SPACE, OR LOAD BEARING PERIMETER FOUNDATION).

= FRAME PIER
SEE INSTALLATION MANUAL FOR
LOADS:

= POINT LOAD PIER

CHAMPION

MANUFACTURED BEAUTIFULLY

100 West 20th Street, Fort Lauderdale, FL 33305

PERMIT 1221026

1660H22P01
60'-0" x 15'-2"
2 BD 2 BT

PIER
FOUNDATION
PLAN

PR-101

Bodden

HexLeo

C+G
Columbia

License Number: IH / 1041936 / 1 Name: WILLIAM R PRICE

Order #: 5884

Label #: 101958

Homeowner:

Address:

City/State/Zip:

Phone #:

Date Installed:

Installed Wind Zone:

Note:

Manufacturer:

Year Model:

Length & Width:

Type Longitudinal System:

Type Lateral Arm System:

New Home: _____ Used Home: _____

Data Plate Wind Zone:

(Check Size of Home)

Single _____

Double _____

Triple _____

HUD Label #:

Soil Bearing / PSF:

Torque Probe / in-lbs:

Permit #:



STATE OF FLORIDA
INSTALLATION CERTIFICATION LABEL

101958

LABEL #

DATE OF INSTALLATION

WILLIAM R PRICE

NAME

IH / 1041936 / 1

5884

LICENSE #

ORDER #

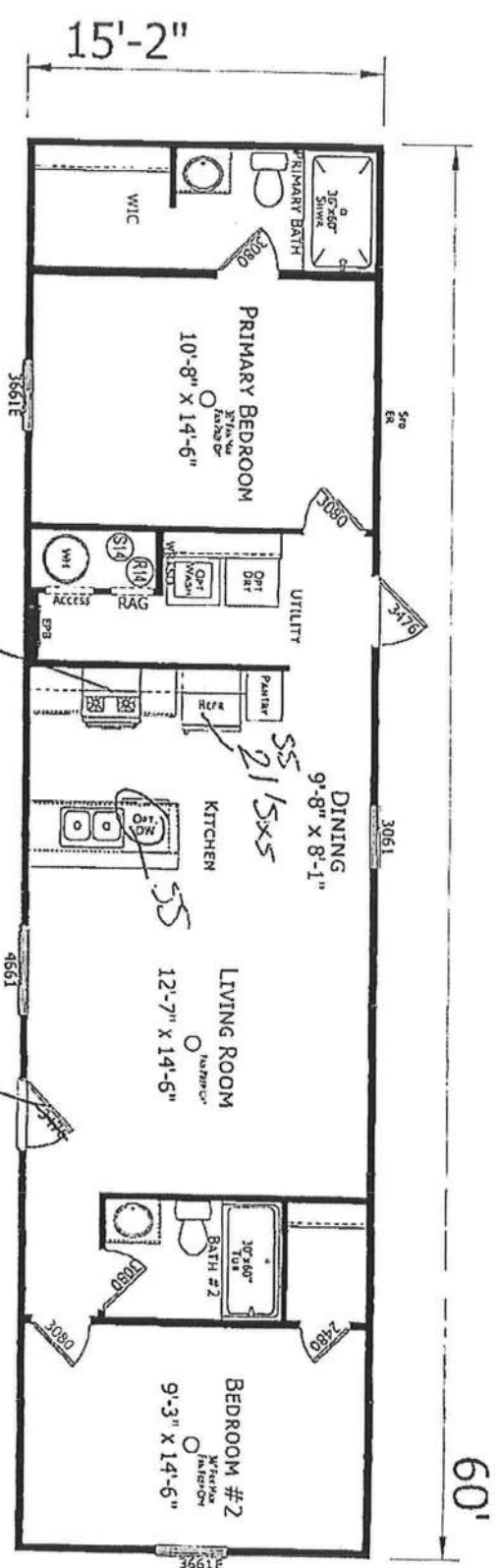
CERTIFIES THAT THE INSTALLATION OF THIS MOBILE HOME IS
IN ACCORDANCE WITH FLORIDA STATUTES 320.8249, 320.8325
AND RULES OF THE HIGHWAY SAFETY AND MOTOR VEHICLES.

INSTRUCTIONS

PLEASE WRITE DATE OF
INSTALLATION AND AFFIX
LABEL NEXT TO HUD LABEL.
USE PERMANENT INK PEN
OR MARKER ONLY.
COMPLETE INFORMATION
ABOVE AND KEEP ON FILE
FOR A MINIMUM OF 2 YEARS.
YOU ARE REQUIRED TO
PROVIDE COPIES WHEN
REQUESTED.

Change of Contractor Permit # 000049188
 Katie Budder
 144 NW Whitaker Alter
 Whitesprings FL
 DT 097809 Wind Zone 2 200AMP Vicinal w/H Stock

261-1660H22P01
 2 BEDROOM 2 BATH
 60'-0" x 15'-2"
 910 SQ. FT. TOTAL



CHAMPION
 MANUFACTURED BEAUTIFULITY™
 715 SW 25TH AVE. SUITE 100, FT. LAUDERDALE, FL 33304

Model: 1660H22P01
 60'-0" x 15'-2"
 2 BD 2 BT
 DATE: 07/13/11
 LITERATURE PLAN
 L-101

Columbia County, FL.
Mobile Home Permit #000049188
Issued February 09, 2024



* Request inspections by calling 386-719-2023 or visiting <https://www.columbiacountyfla.com/PermitSearch/InspectionCalendar.aspx>

OWNER: BODDEN KADIE S PHONE: 919-841-2031 ADDRESS: 144 NW WHITAKER GLN WHITE SPRINGS, FL 32096

PARCEL: 16-2S-16-01631-038 ZONING: AGRICULTURE - 3 A-3 FLOOD ZONE: X Coords: 30.31,-82.72

SUBDIVISION: SUWANNEE HIGHLANDS LOT: GOV'T LOT 5 SEC 16 BLK: PHASE: UNIT:
ACRES: 0.94

CONTRACTORS

NAME: ERNEST S JOHNSON

ADDRESS:
22204 SE US HIGHWAY 301
HAWTHORNE, FL 32640

PHONE: 352-494-8099

LICENSE: IH1025249 -

BUSINESS: DEPENDABLE MOBILE HOME SERVICE

License	License Title	Contractor	Business
EC13005459	ELECTRICAL CONTRACTOR	MARCUS MATTHEWS	MATTHEWS ELECTRIC LLC
RA0030316	CLASS A A/C CONTRACTOR	HARRY D MOSELEY SR	HARRYS HEATING & AIR CONDITIONING INC

PROJECT DETAILS

FEE WAIVED DUE TO ORDINANCE 2021 R-03

MOBILE HOME IS A:: Single Wide
YEAR BUILT: 2023
WIDTH (FT.IN): 16
LENGTH (FT.IN): 60
WIND ZONE?: 2
SERIAL #: f1261-000-b204383a
INSTALLATION DECAL #: 108031
SERVICE AMPS: 200
RESIDENTIAL OR COMMERCIAL USE?: Residential
DRIVEWAY ACCESS TO HOME: Existing Drive
ARE YOU APPLYING FOR A 5 YEAR TEMPORARY PERMIT? No
SEPTIC # (00-0000) OR (X00-000): 24-0068
DEV PERMIT #: F023-
SETBACKS FRONT: 30'
SETBACK SIDE 1: 25'

NOTICE: Addition to the requirements of this permit, there may be restrictions applicable to this property that may be found in the public records of this county and there may be additional permits required from other governmental entities such as water management districts, state or federal agencies.

"WARNING TO OWNER: YOUR FAILURE TO RECORD A NOTICE OF COMMENCEMENT MAY RESULT IN YOUR PAYING TWICE FOR IMPROVEMENTS TO YOUR PROPERTY. A NOTICE OF COMMENCEMENT MUST BE POSTED ON THE JOB SITE BEFORE THE FIRST INSPECTION. IF YOU INTEND TO OBTAIN FINANCING, CONSULT WITH YOUR LENDER OR AN ATTORNEY BEFORE RECORDING YOUR NOTICE OF COMMENCEMENT."

NOTICE: All work is to be completed in accordance with the permitted plans and applicable codes of Columbia County, Florida. In order to maintain a valid permit the work authorized must commence within 180 days of issuance and have an approved inspection within every 180 days thereafter.

NOTICE: Issuance of a culvert or culvert waiver for your property should not be construed by you or anyone else to mean that your property is buildable pursuant to the Columbia County Land Development Regulations. To determine whether your property is eligible for a building permit please contact the Building and Zoning Department.

MUST POST ON THE JOBSITE: Copies of the Permit and Recorded Notice of Commencement for inspection.

2/9/2024 1:41 PM