DETENTION LEGEND

ACCESSIBLE FOLDING SEAT (REFER TO QD-405 FOR DETAILS & G-400 SERIES FOR MOUNTING HEIGHTS AND REQUIRED CLEARANCE)	AFS
BUNK - SINGLE - WALL MOUNTED FLUSH DESIGN (REFER TO QD-404 FOR DETAILS & G-400 SERIES FOR MOUNTING HEIGHTS AND REQUIRED CLEARANCE)	B-1W
BUNK - DOUBLE - FLOOR MOUNTED (REFER TO QD-501 FOR DETAILS & G-400 SERIES FOR MOUNTING HEIGHTS AND REQUIRED CLEARANCE)	B-2F
BUNK - DOUBLE - WALL MOUNTED FLUSH DESIGN (REFER TO QD-404 FOR DETAILS & G-400 SERIES FOR MOUNTING HEIGHTS AND REQUIRED CLEARANCE)	B-2W
CLOTHES HOOK STRIP - LIGATURE RESISTANT (REFER TO QD-501 FOR DETAILS & G-400 SERIES FOR MOUNTING HEIGHTS AND REQUIRED CLEARANCE)	CHS
CLOTHES HOOK STRIP AND SHELF - LIGATURE RESISTANT (REFER TO QD-405 FOR DETAILS & G-400 SERIES FOR MOUNTING HEIGHTS AND REQUIRED CLEARANCE)	CHSS
DETENTION CHAIR (REFER TO SPECIFICATION SECTION 111943)	DC
DET. GRAB BAR SST W/ LIGATURE RESISTANT BOT. PLATE 24" (REFER TO QD-501 FOR DETAILS & G-400 SERIES FOR MOUNTING HEIGHTS AND REQUIRED CLEARANCE)	DGB24
DET. GRAB BAR SST W/ LIGATURE RESISTANT BOT. PLATE 36" (REFER TO QD-501 FOR DETAILS & G-400 SERIES FOR MOUNTING HEIGHTS AND REQUIRED CLEARANCE)	DGB36
DET. GRAB BAR SST W/ LIGATURE RESISTANT BOT. PLATE 36" (REFER TO QD-405 FOR DETAILS & G-400 SERIES FOR MOUNTING HEIGHTS AND REQUIRED CLEARANCE)	DGB36-P
DET. GRAB BAR SST W/ LIGATURE RESISTANT BOT. PLATE 42" (REFER TO QD-501 FOR DETAILS & G-400 SERIES FOR MOUNTING HEIGHTS AND REQUIRED CLEARANCE)	DGB42
DET. GRAB BAR SST W/ LIGATURE RESISTANT BOT. PLATE 42" (REFER TO QD-405 FOR DETAILS & G-400 SERIES FOR MOUNTING HEIGHTS AND REQUIRED CLEARANCE)	DGB42-P
DET. GRAB BAR SST W/ LIGATURE RESISTANT BOT. PLATE 54" (REFER TO QD-501 FOR DETAILS & G-400 SERIES FOR MOUNTING HEIGHTS AND REQUIRED CLEARANCE)	DGB54
DET. GRAB BAR SST W/ LIGATURE RESISTANT BOT. PLATE L-SHAPR (REFER TO QD-405 FOR DETAILS & G-400 SERIES FOR MOUNTING HEIGHTS AND REQUIRED CLEARANCE)	DGB-L-P
DET. MIRROR - SST METAL - SINGLE DET. MIRROR STND. (REFER TO QD-501 FOR DETAILS AND G-400 SERIES FOR MOUNTING HEIGHTS AND REQUIRED CLEARANCE)	DM
DET. MIRROR - SST METAL - SINGLE DET. MIRROR STND. (REFER TO QD-404 FOR DETAILS AND G-400 SERIES FOR MOUNTING HEIGHTS AND REQUIRED CLEARANCE)	DM2
DET. MIRROR ADA - SST METAL - SINGLE DET. MIRROR ADA (REFER TO QD-501 FOR DETAILS AND G-400 SERIES FOR MOUNTING HEIGHTS AND REQUIRED CLEARANCE)	DMA
DET. MIRROR ADA - SST METAL - TWO STACKED (DM) DET. MIRRORS (REFER TO QD-404 FOR DETAILS AND G-400 SERIES FOR MOUNTING HEIGHTS AND REQUIRED CLEARANCE)	DMA2
DETENTION HOLLOW METAL WALL PANEL (DMP) (REFER TO QD-503 FOR DETAILS AND SPECIFICATION SECTION 111963)	DMP
DESK WALL MOUNTED - STANDARD (REFER TO QD-404 FOR DETAILS & G-400 SERIES FOR MOUNTING HEIGHTS AND REQUIRED CLEARANCE)	DW
DESK WALL MOUNTED - ADA (REFER TO QD-404 FOR DETAILS & G-400 SERIES FOR MOUNTING HEIGHTS AND REQUIRED CLEARANCE)	DWA
DESK WALL MOUNTEDWITH SEATS (REFER TO QD-404 FOR DETAILS & G-400 SERIES FOR MOUNTING HEIGHTS AND REQUIRED CLEARANCE)	DWS2
KEY CABINET (REFER TO SPECIFICATION SECTION 111923 & G-400 SERIES FOR MOUNTING HEIGHTS AND REQUIRED CLEARANCE)	KC
STOOL WALL MOUNTED FIXED (REFER TO QD-404 FOR DETAILS)	ST-WF
TABLE PEDESTAL WITH FOUR SEATS (REFER TO QD-501 FOR DETAILS)	T-P4
TABLE PEDESTAL WITH THREE SEATS AND ADA HC SPACE (REFER TO QD-501 FOR DETAILS)	T-P4A

FFE - FIXTURE FURNINSH EQUIP.

CFCI: Contractor Furnished/ Contractor Installed
OFCI: Owner Furnished/ Contractor Installed
OFOI Owner Furnished/ Owner Installed

HIGH DENSITY PLASTIC CHAIR (STACKING)
HIGH DENSITY PLASTIC CHAIR (INTEGRA STACKING OR EQUAL)
OFFICER COMPUTER STATION CHAIR (ROLLING ADJUSTABLE)

DETENTION SPECIALTY EQUIPMENT SCHEDULE

MARK	DESCRIPTION	COMMENTS
AFS	DETENTION GRADE ACCESSIBLE FOLDING SEAT - PREFAB CELL PACKAGE AT CELL LOCATIONS	SEE DETAILS ON SHEET QD-405 AND SPECIFICATION SECTION 134263
B-1W	DETENTION SINGLE BUNK - WALL MOUNTED - PREFAB CELL PACKAGE AT CELL LOCATIONS	SEE DETAILS ON SHEET QD-404 AND SPECIFICATION SECTION 134263
B-2F	DETENTION DOUBLE BUNK - FLOOR MOUNTED - PREFAB CELL PACKAGE AT CELL LOCATIONS	SEE DETAILS ON SHEET QD-501 AND SPECIFICATION SECTION 111943
B-2W	DETENTION DOUBLE BUNK - WALL MOUNTED - PREFAB CELL PACKAGE AT CELL LOCATIONS	SEE DETAILS ON SHEET QD-404 AND SPECIFICATION SECTION 134263
CHS	CLOTHES HOOK STRIP - PREFAB CELL PACKAGE AT CELL LOCATIONS	SEE DETAILS ON SHEET QD-501 AND SPECIFICATION SECTION 111946
CHSS	CLOTHES HOOK STRIP WITH SHELF - PREFAB CELL PACKAGE AT CELL LOCATIONS	SEE DETAILS ON SHEET QD-405 AND SPECIFICATION SECTION 134263
DC	DETENTION CHAIR - (OFOI)	SEE SPECIFICATION SECTION 111943
DGB24	DETENTION GRAB BAR STAINLESS STEEL 24" LENGTH - PREFAB CELL PACKAGE AT CELL LOCATIONS	SEE DETAILS ON SHEET QD-501 AND SPECIFICATION SECTION 111946
DGB36	DETENTION GRAB BAR STAINLESS STEEL 36" LENGTH - PREFAB CELL PACKAGE AT CELL LOCATIONS	SEE DETAILS ON SHEET QD-501 AND SPECIFICATION SECTION 111946
DGB36-P	DETENTION GRAB BAR STAINLESS STEEL 36" LENGTH - PREFAB CELL PACKAGE AT CELL LOCATIONS	SEE DETAILS ON SHEET QD-405 AND SPECIFICATION SECTION 134263
DGB42	DETENTION GRAB BAR STAINLESS STEEL 42" LENGTH - PREFAB CELL PACKAGE AT CELL LOCATIONS	SEE DETAILS ON SHEET QD-501 AND SPECIFICATION SECTION 111946
DGB42-P	DETENTION GRAB BAR STAINLESS STEEL 42" LENGTH - PREFAB CELL PACKAGE AT CELL LOCATIONS	SEE DETAILS ON SHEET QD-405 AND SPECIFICATION SECTION 134263
DGB54	DETENTION GRAB BAR STAINLESS STEEL 54" LENGTH - PREFAB CELL PACKAGE AT CELL LOCATIONS	SEE DETAILS ON SHEET QD-501 AND SPECIFICATION SECTION 111943
DGB-L-P	DETENTION GRAB BAR STAINLESS STEEL 32" x 18" LENGTH - PREFAB CELL PACKAGE AT CELL LOCATIONS	SEE DETAILS ON SHEET QD-405 AND SPECIFICATION SECTION 134263
DM	DETENTION MIRROR - PREFAB CELL PACKAGE AT CELL LOCATIONS	SEE DETAILS ON SHEET QD-501 AND SPECIFICATION SECTION 111946
DM2	DETENTION MIRROR - PREFAB CELL PACKAGE AT CELL LOCATIONS	SEE DETAILS ON SHEET QD-404 AND SPECIFICATION SECTION 134263
DMA	DETENTION DOUBLE MIRROR - ADA - PREFAB CELL PACKAGE AT CELL LOCATIONS	SEE DETAILS ON SHEET QD-501 AND SPECIFICATION SECTION 111946
DMA2	DETENTION DOUBLE MIRROR - ADA - PREFAB CELL PACKAGE AT CELL LOCATIONS	SEE DETAILS ON SHEET QD-404 AND SPECIFICATION SECTION 134263
DMP	DETENTION HOLLOW METAL WALL PANEL - (CFCI)	SEE DETAILS ON SHEET QD-503 AND SPECIFICATION SECTION 111963
DW	DETENTION DESK WALL MOUNTED - PREFAB CELL PACKAGE	SEE DETAILS ON SHEET QD-404 AND SPECIFICATION SECTION 134263
DWA	DETENTION DESK WALL MOUNTED ADA - PREFAB CELL PACKAGE	SEE DETAILS ON SHEET QD-404 AND SPECIFICATION SECTION 134263
DWS2	DETENTION DESK W/ SEATS WALL MOUNTED - PREFAB CELL PACKAGE	SEE DETAILS ON SHEET QD-404 AND SPECIFICATION SECTION 134263
KC	KEY CABINET	SEE SPECIFICATION SECTION 111923
ST-WF	FIXED WALL MOUNTED STOOL - PREFAB CELL PACKAGE	SEE DETAILS ON SHEET QD-404 AND SPECIFICATION SECTION 134263
T-P4	4 MAN TABLE - (CFCI)	SEE DETAILS ON SHEET QD-501 AND SPECIFICATION SECTION 111943
T-P4A	4 MAN TABLE ADA - (CFCI)	SEE DETAILS ON SHEET QD-501 AND SPECIFICATION SECTION 111943

SYMBOL	DESCRIPTION
D101 SLIDING	**DETENTION DOOR** REFER TO DETENTION DOOR SCHEDULES ON SHEETS QD-601-QD-605 AND SPECIFICATION SECTIONS 11 19 13, 11 19 23, 11 19 26 AND 11 19 33 IN THE PROJECT MANUAL • REFER TO TYPICAL FRAME DETAILS ON SHEET QD-608. • REFER TO FOOD PASS DETAILS ON SHEET QD-608 • DOOR TAG IS PLACED ON GLAZING STOP SIDE OF DOOR / FRAME.
D101 SWING	
D101	**DETENTION INTERIOR GLAZED FRAME** REFER TO DETENTION GLAZED FRAME SCHEDULE ON SHEET QD-610 AND SPECIFICATION SECTIONS 11 19 13 AND 11 19 33. • REFER TO DETENTION DOOR SCHEDULE FOR FRAMES THAT INCLUDE DETENTION DOORS FOR FRAME TYPE, DETAILS AND ELEVATIONS). • WINDOW TAG IS PLACED ON GLAZING STOP SIDE OF FRAME
A101	**ARCHITECTURAL DOOR** REFER TO ARCHITECTURAL DOOR SCHEDULE
E101	**EXISTING DOOR**
E101	**EXISTING DOOR TO BE DEMOLISHED**

SYMBOLS DRAFTING - DETENTION

Scale: N.T.S.

DETENTION GENERAL NOTES

1. REFER TO SPECIFICATION SECTION 11 19 00 FOR "GENERAL PROVISIONS FOR DETENTION WORK".
2. EXACT LOCATION AND LAYOUT OF ALL DETENTION FURNISHINGS AND EQUIPMENT SHALL BE COORDINATED BY THE DETENTION EQUIPMENT CONTRACTOR AND REVIEWED BY THE ARCHITECT PRIOR TO INSTALLATION.
2. REFERENCE SPECIFICATIONS SECTION 11 19 43 - DETENTION FURNISHINGS AND EQUIPMENT FOR DETENTION EQUIPMENT.
3. REFERENCE SPECIFICATIONS SECTION 11 19 46 - DETENTION TOILET ACCESSORIES.
6. PROVIDE SECURITY SEALANT AT PERIMETER OF ALL DETENTION EQUIPMENT AND EMBEDS, FRAMES, ESCUTCHEONS, FLANGES, SUPPORTS, HVAC SECURITY GRILLES, FLOOR DRAINS, TOILET FIXTURES, ETC. AGAINST CONCRETE SLAB, CMU WALL, AND METAL DECK CEILING SURFACES. REFERENCE SPECIFICATION SECTION 07 92 23.
5. PAINT ALL METAL SURFACES DETENTION EQUIPMENT INCLUDING DETENTION GRAB BAR ASSEMBLIES, STOOLS, ETC ***(EXCEPT STAINLESS STEEL) U.N.O.***
6. REFERENCE ROOM FINISH SCHEDULE FOR PAINTING REQUIREMENTS AND FINISH OF ALL DETENTION EQUIPMENT PROVIDED WITH PRIMED FINISH.

PLAN / DETAIL REF. — 1 / A101 — SIM — SHEET REF. — AREA TO BE ENLARGED **CALLOUT**

SECTION REF. — 1 / A101 — SIM — SHEET REF. **BUILDING/WALL SECTION**

DETAIL REF. — 1 / A101 — SIM — SHEET REF. **DETAIL SECTION**

ELEVATION REF. — 1 — SHEET REF. — A101 **EXTERIOR ELEVATION**

ELEVATION REF. — 1 — SHEET REF. — A101 **INTERIOR ELEVATION**

VIEW NAME — VIEW DESIGNATION — 1 View Name Scale: 1/8" = 1'-0" — 1/A101 — VIEW SCALE — VIEW REF/SHEET REF WHERE VIEW IS REFERENCED **VIEW TITLE**

Room Name — ROOM NUMBER — 101 **ROOM TAG**

ROOM NAME — 101 — BASE FINISH — WALL FINISH — FLOOR FINISH — PT-X — RB-X — CPT-X — COMMENTS: 22 — COMMENT (AS NEEDED) **ROOM FINISH TAG**

Area Name — 150 SF — AREA SQUARE FOOTAGE **AREA TAG**

CEILING TYPE — APC_ — CEILING HEIGHT (ABOVE FINISH FLOOR) — 8' - 0" **CEILING TAG**

LEVEL NAME — FIRST FLOOR — LEVEL ELEVATION — 100' - 0" **LEVEL LINE**

GRID NUMBER OR LETTER — A **GRID LINE**

INDICATES PLAN NORTH — INDICATES TRUE NORTH **NORTH INDICATOR**

101 **DOOR / BORROWED LITE TAG (REFER TO A-601; A-602 & QD-601 - QD-605)**

SF01 **WINDOW TAG (REFER TO A-611 & QD-610)**

M8A **WALL TAG**

GB-01 **FURNITURE, CASEWORK, & EQUIPMENT TAG**

REFP99 **REVISION TAG**

00 00 00.A1 **KEYNOTE TAG**

SPOT ELEVATION SYMBOL

WP **WORKING POINT**

CJ **CONTROL JOINT** - REFER TO DETAILS ON SHEET A-501

SYMBOLS - DETAILING

Scale: N.T.S.

Dewberry
800 North Magnolia Ave.
Suite 1000, Orlando, FL 32803-3251
t +1 407.843.5120
f +1 407.649.8664

Ajax
10365 Hood Road South Suite 203
Jacksonville, FL 32257
t +1 904-262-8660
f +1 904-262-8623

STATE OF FLORIDA
DEPARTMENT OF BUSINESS AND PROFESSIONAL REGULATION
BOARD OF ARCHITECTURE & INTERIOR DESIGN
THE ARCHITECT CORPORATION HEREBY IS CERTIFIED UNDER THE PROVISIONS OF CHAPTER 481, FLORIDA STATUTES
DEWBERRY ARCHITECTS INC
5402 ARBOR MONTICO BLVD
C/O CORPORATE LEGAL GROUP
EMBRAYS — NW 22551
LICENSE NUMBER: AAC001371
EXPIRATION DATE: FEBRUARY 28, 2021

Professional Seals

STATE OF FLORIDA
RICHARD G. NOVITSKY
07-24-20
AR99786
REGISTERED ARCHITECT

KEY PLAN

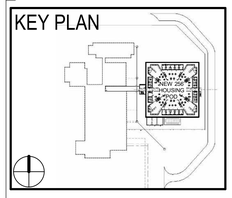

COLUMBIA COUNTY DETENTION FACILITY
389 NW Quinten St, Lake City, FL 32055

COLUMBIA COUNTY BOARD OF COUNTY COMMISSIONERS

SCALE As indicated

No.	Description	Date
	ISSUED FOR PERMIT	7-24-2020

REVISIONS

DRAWN BY	B WOODALL
APPROVED BY	R NOVITSKY
CHECKED BY	B HALL
DATE	JULY 24, 2020

TITLE

DETENTION SYMBOLS, NOTES AND LEGENDS

PROJECT NO. 50101397

QD-001

SHEET NO.

DESTROY AFTER USE

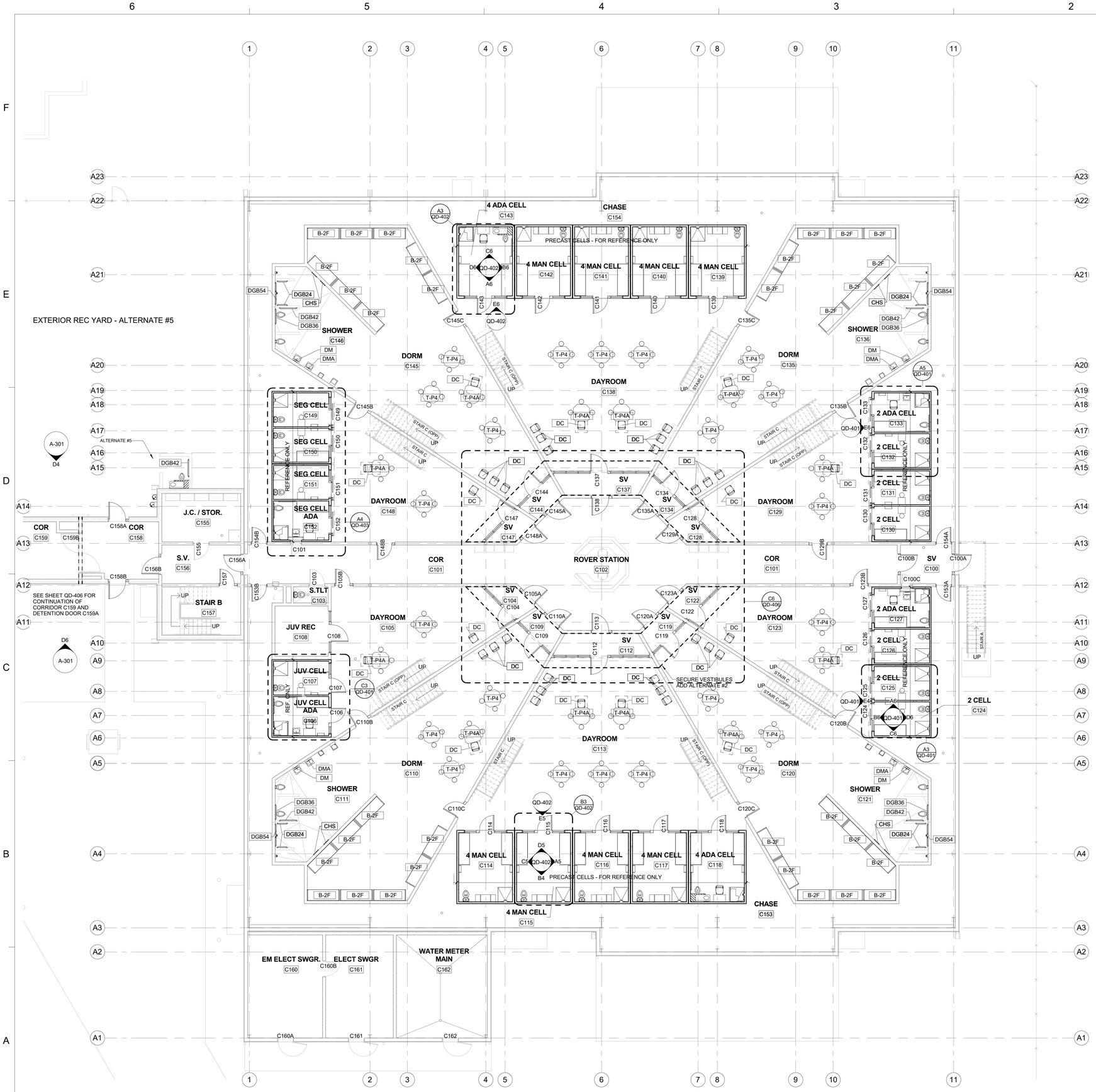

A6 DETENTION FIRST FLOOR PLAN
Scale: 1/8" = 1'-0"

0' 4' 8' 16'
SCALE: 1/8" = 1' - 0"

PRECAST CONCRETE CELLS INFORMATION PROVIDED FOR REFERENCE AND COORDINATION PURPOSES ONLY.

DETENTION GENERAL NOTES

1. REFER TO SPECIFICATION SECTION 11 19 00 FOR "GENERAL PROVISIONS FOR DETENTION WORK".
2. EXACT LOCATION AND LAYOUT OF ALL DETENTION FURNISHINGS AND EQUIPMENT SHALL BE COORDINATED BY THE DETENTION EQUIPMENT CONTRACTOR AND REVIEWED BY THE ARCHITECT PRIOR TO INSTALLATION.
2. REFERENCE SPECIFICATIONS SECTION 11 19 43 - DETENTION FURNISHINGS AND EQUIPMENT FOR DETENTION EQUIPMENT.
3. REFERENCE SPECIFICATIONS SECTION 11 19 46 - DETENTION TOILET ACCESSORIES.
4. PROVIDE SECURITY SEALANT AT PERIMETER OF ALL DETENTION EQUIPMENT AND EMBEDS, FRAMES, ESCUTCHEONS, FLANGES, SUPPORTS, HVAC SECURITY GRILLES, FLOOR DRAINS, TOILET FIXTURES, ETC. AGAINST CONCRETE SLAB, CMU WALL, AND METAL DECK CEILING SURFACES. REFERENCE SPECIFICATION SECTION 07 92 23.
5. PAINT ALL METAL SURFACES DETENTION EQUIPMENT INCLUDING DETENTION GRAB BAR ASSEMBLIES, STOOLS, ETC ***(EXCEPT STAINLESS STEEL) U.N.O.***
6. REFERENCE ROOM FINISH SCHEDULE FOR PAINTING REQUIREMENTS AND FINISH OF ALL DETENTION EQUIPMENT PROVIDED WITH PRIMED FINISH.

DETENTION SPECIALTY EQUIPMENT SCHEDULE

MARK	DESCRIPTION	COMMENTS
AFS	DETENTION GRADE ACCESSIBLE FOLDING SEAT - PREFAB CELL PACKAGE AT CELL LOCATIONS	SEE DETAILS ON SHEET QD-405 AND SPECIFICATION SECTION 134263
B-1W	DETENTION SINGLE BUNK - WALL MOUNTED - PREFAB CELL PACKAGE AT CELL LOCATIONS	SEE DETAILS ON SHEET QD-404 AND SPECIFICATION SECTION 134263
B-2F	DETENTION DOUBLE BUNK - FLOOR MOUNTED - PREFAB CELL PACKAGE AT CELL LOCATIONS	SEE DETAILS ON SHEET QD-501 AND SPECIFICATION SECTION 111943
B-2W	DETENTION DOUBLE BUNK - WALL MOUNTED - PREFAB CELL PACKAGE AT CELL LOCATIONS	SEE DETAILS ON SHEET QD-404 AND SPECIFICATION SECTION 134263
CHS	CLOTHES HOOK STRIP - PREFAB CELL PACKAGE AT CELL LOCATIONS	SEE DETAILS ON SHEET QD-501 AND SPECIFICATION SECTION 111946
CHSS	CLOTHES HOOK STRIP WITH SHELF - PREFAB CELL PACKAGE AT CELL LOCATIONS	SEE DETAILS ON SHEET QD-405 AND SPECIFICATION SECTION 134263
DC	DETENTION CHAIR - (OFOI)	SEE SPECIFICATION SECTION 111943
DGB24	DETENTION GRAB BAR STAINLESS STEEL 24" LENGTH - PREFAB CELL PACKAGE AT CELL LOCATIONS	SEE DETAILS ON SHEET QD-501 AND SPECIFICATION SECTION 111946
DGB36	DETENTION GRAB BAR STAINLESS STEEL 36" LENGTH - PREFAB CELL PACKAGE AT CELL LOCATIONS	SEE DETAILS ON SHEET QD-501 AND SPECIFICATION SECTION 111946
DGB36-P	DETENTION GRAB BAR STAINLESS STEEL 36" LENGTH - PREFAB CELL PACKAGE AT CELL LOCATIONS	SEE DETAILS ON SHEET QD-405 AND SPECIFICATION SECTION 134263
DGB42	DETENTION GRAB BAR STAINLESS STEEL 42" LENGTH - PREFAB CELL PACKAGE AT CELL LOCATIONS	SEE DETAILS ON SHEET QD-501 AND SPECIFICATION SECTION 111946
DGB42-P	DETENTION GRAB BAR STAINLESS STEEL 42" LENGTH - PREFAB CELL PACKAGE AT CELL LOCATIONS	SEE DETAILS ON SHEET QD-405 AND SPECIFICATION SECTION 134263
DGB54	DETENTION GRAB BAR STAINLESS STEEL 54" LENGTH - PREFAB CELL PACKAGE AT CELL LOCATIONS	SEE DETAILS ON SHEET QD-501 AND SPECIFICATION SECTION 111943
DGB-L-P	DETENTION GRAB BAR STAINLESS STEEL 32" x 18" LENGTH - PREFAB CELL PACKAGE AT CELL LOCATIONS	SEE DETAILS ON SHEET QD-405 AND SPECIFICATION SECTION 134263
DM	DETENTION MIRROR - PREFAB CELL PACKAGE AT CELL LOCATIONS	SEE DETAILS ON SHEET QD-501 AND SPECIFICATION SECTION 111946
DM2	DETENTION MIRROR - PREFAB CELL PACKAGE AT CELL LOCATIONS	SEE DETAILS ON SHEET QD-404 AND SPECIFICATION SECTION 134263
DMA	DETENTION DOUBLE MIRROR - ADA - PREFAB CELL PACKAGE AT CELL LOCATIONS	SEE DETAILS ON SHEET QD-501 AND SPECIFICATION SECTION 111946
DMA2	DETENTION DOUBLE MIRROR - ADA - PREFAB CELL PACKAGE AT CELL LOCATIONS	SEE DETAILS ON SHEET QD-404 AND SPECIFICATION SECTION 134263
DMP	DETENTION HOLLOW METAL WALL PANEL - (CFCI)	SEE DETAILS ON SHEET QD-503 AND SPECIFICATION SECTION 111963
DW	DETENTION DESK WALL MOUNTED - PREFAB CELL PACKAGE	SEE DETAILS ON SHEET QD-404 AND SPECIFICATION SECTION 134263
DWA	DETENTION DESK WALL MOUNTED ADA - PREFAB CELL PACKAGE	SEE DETAILS ON SHEET QD-404 AND SPECIFICATION SECTION 134263
DWS2	DETENTION DESK W/ SEATS WALL MOUNTED - PREFAB CELL PACKAGE	SEE DETAILS ON SHEET QD-404 AND SPECIFICATION SECTION 134263
KC	KEY CABINET	SEE SPECIFICATION SECTION 111923
ST-WF	FIXED WALL MOUNTED STOOL - PREFAB CELL PACKAGE	SEE DETAILS ON SHEET QD-404 AND SPECIFICATION SECTION 134263
T-P4	4 MAN TABLE - (CFCI)	SEE DETAILS ON SHEET QD-501 AND SPECIFICATION SECTION 111943
T-P4A	4 MAN TABLE ADA - (CFCI)	SEE DETAILS ON SHEET QD-501 AND SPECIFICATION SECTION 111943

Dewberry®
800 North Magnolia Ave.
Suite 1000, Orlando, FL 32803-3251
t +1 407.843.5120
f +1 407.649.8664

Ajax
10365 Hood Road South Suite 203
Jacksonville, FL 32257
t +1 904-262-8660
f +1 904-262-8623

STATE OF FLORIDA
DEPARTMENT OF BUSINESS AND PROFESSIONAL REGULATION
BOARD OF ARCHITECTURE & INTERIOR DESIGN
THE ARCHITECT CORPORATION HEREBY ELECTED TO BE UNDER THE PROVISIONS OF CHAPTER 481, FLORIDA STATUTES
DEWBERRY ARCHITECTS INC
5365 NORTH ROCKY POINT DRIVE
TAMPA, FL 33609
LICENSE NUMBER: AR-0001171
EXPIRATION DATE: FEBRUARY 28, 2021

Professional Seals

STATE OF FLORIDA
RICHARD G. NOVITSKY
07-24-20
AR99786
REGISTERED ARCHITECT

KEY PLAN

COLUMBIA COUNTY DETENTION FACILITY
389 NW Quinten St, Lake City, FL 32055

COLUMBIA COUNTY BOARD OF COUNTY COMMISSIONERS

SCALE As indicated

No.	Description	Date
	ISSUED FOR PERMIT	7-24-2020

REVISIONS

DRAWN BY	B WOODALL
APPROVED BY	R NOVITSKY
CHECKED BY	B HALL
DATE	JULY 24, 2020

TITLE
DETENTION FIRST FLOOR PLAN

PROJECT NO. 50101397

QD-111
SHEET NO.

DESTROY AFTER USE

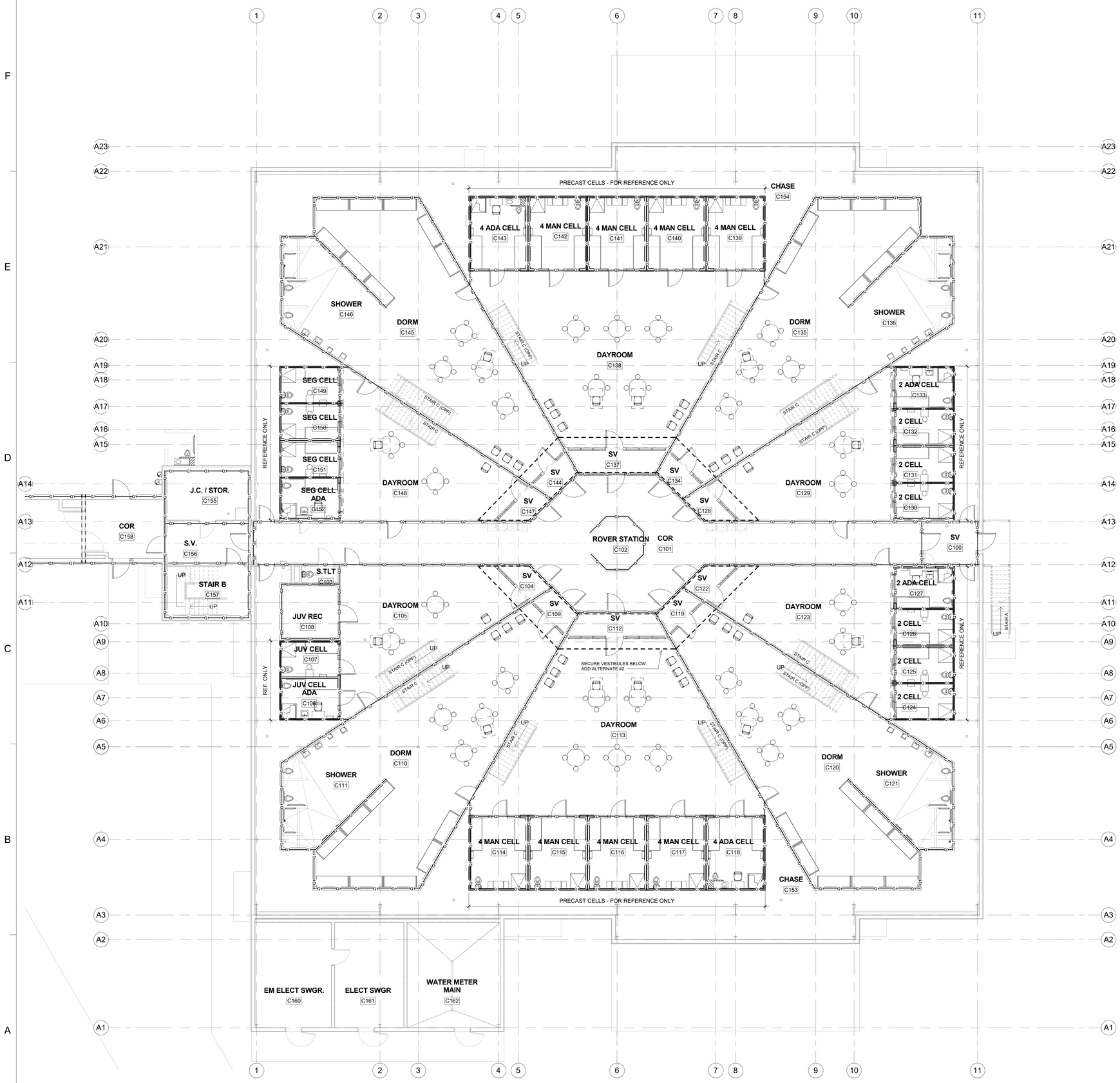

A6 SECURITY LEVEL FIRST FLOOR PLAN
Scale: 1/8" = 1'-0"

0' 4' 8' 16'
SCALE: 1/8" = 1' - 0"

PRECAST CONCRETE CELLS INFORMATION PROVIDED FOR REFERENCE AND COORDINATION PURPOSES ONLY.

SECURITY LEVEL LEGEND

SECURITY LEVEL 1

Q1 = SECURITY WALL LEVEL 1: MINIMUM REINFORCING REQUIREMENTS
(CMU WALLS SHALL BE GROUTED FULL w/ 3000 PSI CONCRETE)
@ CMU WALLS (M): #4 REBAR 8" OC. VERT. &
HOR. LADDER TYPE MASONRY REINFORCING 16" OC.
@ PRECAST WALL (P): 4X4 W4.0 X W4.0 WWF (MIN.)

SECURITY LEVEL 2

Q2 = SECURITY WALL LEVEL 2: MINIMUM REINFORCING REQUIREMENTS
(CMU WALLS SHALL BE GROUTED FULL w/ 3000 PSI CONCRETE)
@ CMU WALLS (M): #4 REBAR 16" OC. VERT. &
HOR. LADDER TYPE MASONRY REINFORCING 16" OC.
@ PRECAST WALL (P): 4X4 W4.0 X W4.0 WWF (MIN.)

SECURITY LEVEL 3

Q3 = SECURITY WALL LEVEL 3: MINIMUM REINFORCING REQUIREMENTS
(CMU WALLS SHALL BE GROUTED FULL w/ 3000 PSI CONCRETE)
@ CMU WALLS (M): #4 REBAR 24" OC. VERT. &
HOR. LADDER TYPE MASONRY REINFORCING 16" OC.
@ PRECAST WALL (P): 4X4 W2.9 X W2.9 WWF

SECURITY LEVEL 4

Q4 = SECURITY WALL LEVEL 4: MINIMUM REINFORCING REQUIREMENTS
(CMU WALLS SHALL BE GROUTED FULL w/ 3000 PSI CONCRETE)
@ CMU WALLS (M): #4 REBAR 48" OC. VERT. &
HOR. LADDER TYPE MASONRY REINFORCING 16" OC.
@ PRECAST WALL (P): 4X4 W2.9 X W2.9 WWF

SECURITY LEVEL 5

Q5 = SECURITY WALL LEVEL 5: MINIMUM REINFORCING REQUIREMENTS

@ METAL STUD WALL (S) PROVIDE SECURITY WIRE MESH PER SPECIFICATION SECTION 057513 ON EACH SIDE OF METAL STUDS.
REFER TO WALL TYPE PLANS FOR WALL FINISH.

NOTE: REBAR SIZE & SPACING INDICATED ON SECURITY LEVEL PLANS ARE MINIMUM REQUIREMENTS TO MEET SECURITY LEVEL.
COORDINATE REBAR SIZE AND PLACEMENT WITH STRUCTURAL PLANS.
(THE MOST RESTRICTIVE/ STRINGENT REQUIREMENTS SHALL GOVERN)

Dewberry
800 North Magnolia Ave.
Suite 1000, Orlando, FL 32803-3251
t +1 407.843.5120
f +1 407.649.8664

Ajax
10365 Hood Road South Suite 203
Jacksonville, FL 32257
t +1 904-262-8660
f +1 904-262-8623

STATE OF FLORIDA
DEPARTMENT OF BUSINESS AND PROFESSIONAL REGULATION
BOARD OF ARCHITECTURE & INTERIOR DESIGN
THE ARCHITECT CORPORATION HEREBY CERTIFIED UNDER THE PROVISIONS OF CHAPTER 481, FLORIDA STATUTES
DEWBERRY ARCHITECTS INC
5400 BOYNTON BLVD
C/O CORPORATE LEGAL GROUP
FAIRFAX VA 22031
LICENSE NUMBER: AA26001171
EXPIRATION DATE: FEBRUARY 28, 2021

Professional Seals

STATE OF FLORIDA
RICHARD G. NOVITSKY
07-24-20
AR99786
REGISTERED ARCHITECT

KEY PLAN

COLUMBIA COUNTY DETENTION FACILITY
389 NW Quinten St, Lake City, FL 32055

COLUMBIA COUNTY BOARD OF COUNTY COMMISSIONERS

SCALE As indicated

No.	Description	Date
	ISSUED FOR PERMIT	7-24-2020

REVISIONS

DRAWN BY	B WOODALL
APPROVED BY	R NOVITSKY
CHECKED BY	B HALL
DATE	JULY 24, 2020

TITLE
SECURITY LEVEL FIRST FLOOR PLAN

PROJECT NO. 50101397

QD-112
SHEET NO.

DESTROY AFTER USE

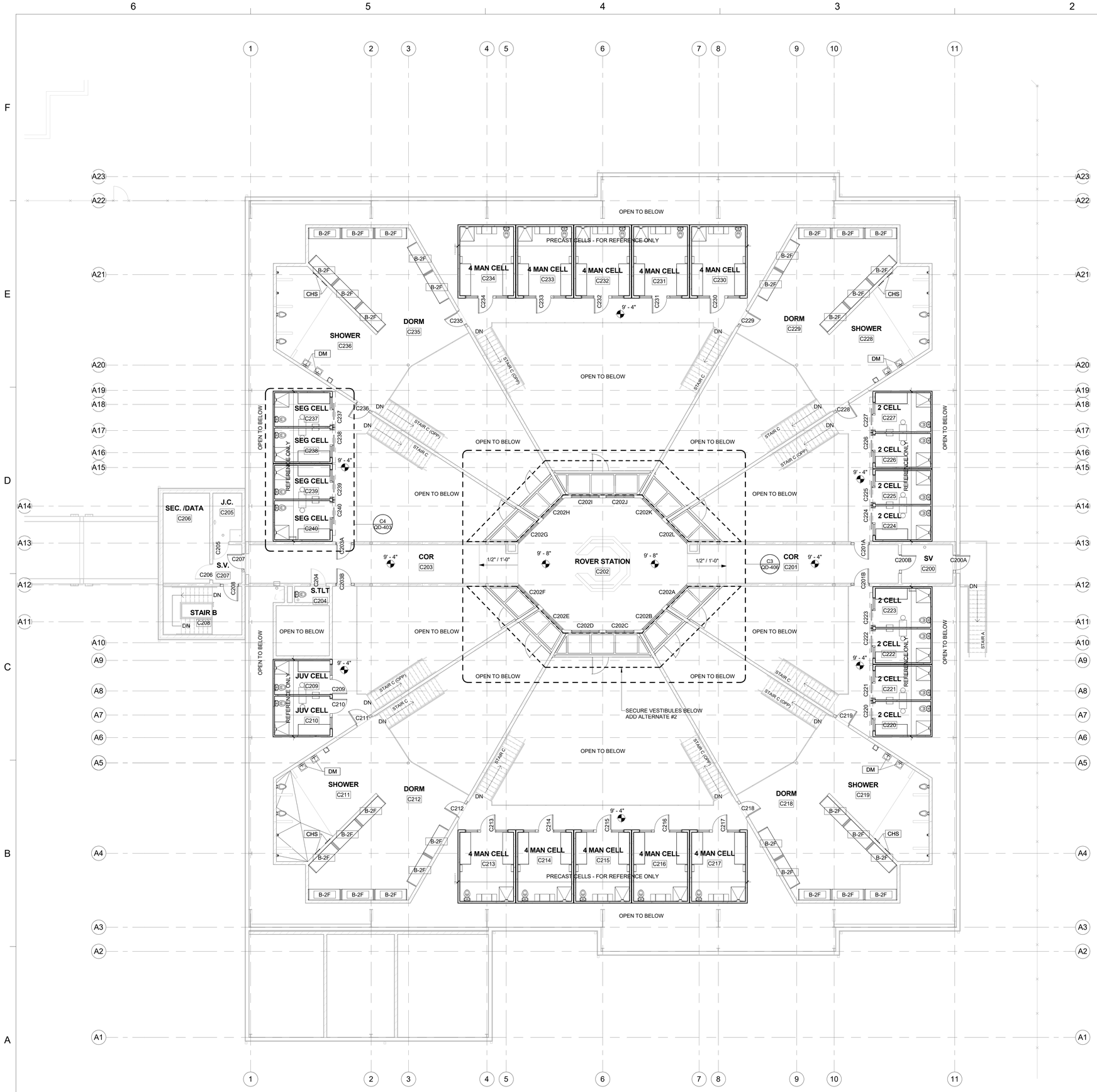

A6 DETENTION UPPER TIER FLOOR PLAN
Scale: 1/8" = 1'-0"

0' 4' 8' 16'
SCALE: 1/8" = 1' - 0"

PRECAST CONCRETE CELLS INFORMATION PROVIDED FOR REFERENCE AND COORDINATION PURPOSES ONLY.

DETENTION GENERAL NOTES

1. REFER TO SPECIFICATION SECTION 11 19 00 FOR "GENERAL PROVISIONS FOR DETENTION WORK".
2. EXACT LOCATION AND LAYOUT OF ALL DETENTION FURNISHINGS AND EQUIPMENT SHALL BE COORDINATED BY THE DETENTION EQUIPMENT CONTRACTOR AND REVIEWED BY THE ARCHITECT PRIOR TO INSTALLATION.
2. REFERENCE SPECIFICATIONS SECTION 11 19 43 - DETENTION FURNISHINGS AND EQUIPMENT FOR DETENTION EQUIPMENT.
3. REFERENCE SPECIFICATIONS SECTION 11 19 46 - DETENTION TOILET ACCESSORIES.
4. PROVIDE SECURITY SEALANT AT PERIMETER OF ALL DETENTION EQUIPMENT AND EMBEDS, FRAMES, ESCUTCHEONS, FLANGES, SUPPORTS, HVAC SECURITY GRILLES, FLOOR DRAINS, TOILET FIXTURES, ETC. AGAINST CONCRETE SLAB, CMU WALL, AND METAL DECK CEILING SURFACES. REFERENCE SPECIFICATION SECTION 07 92 23.
5. PAINT ALL METAL SURFACES DETENTION EQUIPMENT INCLUDING DETENTION GRAB BAR ASSEMBLIES, STOOLS, ETC ***(EXCEPT STAINLESS STEEL) U.N.O.***
6. REFERENCE ROOM FINISH SCHEDULE FOR PAINTING REQUIREMENTS AND FINISH OF ALL DETENTION EQUIPMENT PROVIDED WITH PRIMED FINISH.

DETENTION SPECIALTY EQUIPMENT SCHEDULE

MARK	DESCRIPTION	COMMENTS
AFS	DETENTION GRADE ACCESSIBLE FOLDING SEAT - PREFAB CELL PACKAGE AT CELL LOCATIONS	SEE DETAILS ON SHEET QD-405 AND SPECIFICATION SECTION 134263
B-1W	DETENTION SINGLE BUNK - WALL MOUNTED - PREFAB CELL PACKAGE AT CELL LOCATIONS	SEE DETAILS ON SHEET QD-404 AND SPECIFICATION SECTION 134263
B-2F	DETENTION DOUBLE BUNK - FLOOR MOUNTED - PREFAB CELL PACKAGE AT CELL LOCATIONS	SEE DETAILS ON SHEET QD-501 AND SPECIFICATION SECTION 111943
B-2W	DETENTION DOUBLE BUNK - WALL MOUNTED - PREFAB CELL PACKAGE AT CELL LOCATIONS	SEE DETAILS ON SHEET QD-404 AND SPECIFICATION SECTION 134263
CHS	CLOTHES HOOK STRIP - PREFAB CELL PACKAGE AT CELL LOCATIONS	SEE DETAILS ON SHEET QD-501 AND SPECIFICATION SECTION 111946
CHSS	CLOTHES HOOK STRIP WITH SHELF - PREFAB CELL PACKAGE AT CELL LOCATIONS	SEE DETAILS ON SHEET QD-405 AND SPECIFICATION SECTION 134263
DC	DETENTION CHAIR - (OFOI)	SEE SPECIFICATION SECTION 111943
DGB24	DETENTION GRAB BAR STAINLESS STEEL 24" LENGTH - PREFAB CELL PACKAGE AT CELL LOCATIONS	SEE DETAILS ON SHEET QD-501 AND SPECIFICATION SECTION 111946
DGB36	DETENTION GRAB BAR STAINLESS STEEL 36" LENGTH - PREFAB CELL PACKAGE AT CELL LOCATIONS	SEE DETAILS ON SHEET QD-501 AND SPECIFICATION SECTION 111946
DGB36-P	DETENTION GRAB BAR STAINLESS STEEL 36" LENGTH - PREFAB CELL PACKAGE AT CELL LOCATIONS	SEE DETAILS ON SHEET QD-405 AND SPECIFICATION SECTION 134263
DGB42	DETENTION GRAB BAR STAINLESS STEEL 42" LENGTH - PREFAB CELL PACKAGE AT CELL LOCATIONS	SEE DETAILS ON SHEET QD-501 AND SPECIFICATION SECTION 111946
DGB42-P	DETENTION GRAB BAR STAINLESS STEEL 42" LENGTH - PREFAB CELL PACKAGE AT CELL LOCATIONS	SEE DETAILS ON SHEET QD-405 AND SPECIFICATION SECTION 134263
DGB54	DETENTION GRAB BAR STAINLESS STEEL 54" LENGTH - PREFAB CELL PACKAGE AT CELL LOCATIONS	SEE DETAILS ON SHEET QD-501 AND SPECIFICATION SECTION 111943
DGB-L-P	DETENTION GRAB BAR STAINLESS STEEL 32" x 18" LENGTH - PREFAB CELL PACKAGE AT CELL LOCATIONS	SEE DETAILS ON SHEET QD-405 AND SPECIFICATION SECTION 134263
DM	DETENTION MIRROR - PREFAB CELL PACKAGE AT CELL LOCATIONS	SEE DETAILS ON SHEET QD-501 AND SPECIFICATION SECTION 111946
DM2	DETENTION MIRROR - PREFAB CELL PACKAGE AT CELL LOCATIONS	SEE DETAILS ON SHEET QD-404 AND SPECIFICATION SECTION 134263
DMA	DETENTION DOUBLE MIRROR - ADA - PREFAB CELL PACKAGE AT CELL LOCATIONS	SEE DETAILS ON SHEET QD-501 AND SPECIFICATION SECTION 111946
DMA2	DETENTION DOUBLE MIRROR - ADA - PREFAB CELL PACKAGE AT CELL LOCATIONS	SEE DETAILS ON SHEET QD-404 AND SPECIFICATION SECTION 134263
DMP	DETENTION HOLLOW METAL WALL PANEL - (CFCI)	SEE DETAILS ON SHEET QD-503 AND SPECIFICATION SECTION 111963
DW	DETENTION DESK WALL MOUNTED - PREFAB CELL PACKAGE	SEE DETAILS ON SHEET QD-404 AND SPECIFICATION SECTION 134263
DWA	DETENTION DESK WALL MOUNTED ADA - PREFAB CELL PACKAGE	SEE DETAILS ON SHEET QD-404 AND SPECIFICATION SECTION 134263
DWS2	DETENTION DESK W/ SEATS WALL MOUNTED - PREFAB CELL PACKAGE	SEE DETAILS ON SHEET QD-404 AND SPECIFICATION SECTION 134263
KC	KEY CABINET	SEE SPECIFICATION SECTION 111923
ST-WF	FIXED WALL MOUNTED STOOL - PREFAB CELL PACKAGE	SEE DETAILS ON SHEET QD-404 AND SPECIFICATION SECTION 134263
T-P4	4 MAN TABLE - (CFCI)	SEE DETAILS ON SHEET QD-501 AND SPECIFICATION SECTION 111943
T-P4A	4 MAN TABLE ADA - (CFCI)	SEE DETAILS ON SHEET QD-501 AND SPECIFICATION SECTION 111943

Dewberry®
800 North Magnolia Ave.
Suite 1000, Orlando, FL
32803-3251
t +1 407.843.5120
f +1 407.649.8664

Ajax
10365 Hood Road South Suite 203
Jacksonville, FL 32257
t +1 904-262-8660
f +1 904-262-8623

STATE OF FLORIDA
DEPARTMENT OF BUSINESS AND PROFESSIONAL REGULATION
BOARD OF ARCHITECTURE & INTERIOR DESIGN
THE ARCHITECT CORPORATION HEREBY CERTIFIED UNDER THE PROVISIONS OF CHAPTER 481, FLORIDA STATUTES
DEWBERRY ARCHITECTS INC
5100 BRADDOCK BLVD
C/O CORPORATE LEGAL GROUP
FAIRFAX VA 22030
LICENSE NUMBER: AA26001371
EXPIRATION DATE: FEBRUARY 28, 2021

Professional Seals

STATE OF FLORIDA
RICHARD G. NOVITSKY
07-24-20
AR99786
REGISTERED ARCHITECT

KEY PLAN

COLUMBIA COUNTY DETENTION FACILITY
389 NW Quinten St, Lake City, FL 32055

COLUMBIA COUNTY BOARD OF COUNTY COMMISSIONERS

SCALE As indicated

No.	Description	Date
	ISSUED FOR PERMIT	7-24-2020

REVISIONS

DRAWN BY	B WOODALL
APPROVED BY	R NOVITSKY
CHECKED BY	B HALL
DATE	JULY 24, 2020

TITLE
DETENTION UPPER TIER PLAN

PROJECT NO. 50101397

QD-121
SHEET NO.

DESTROY AFTER USE

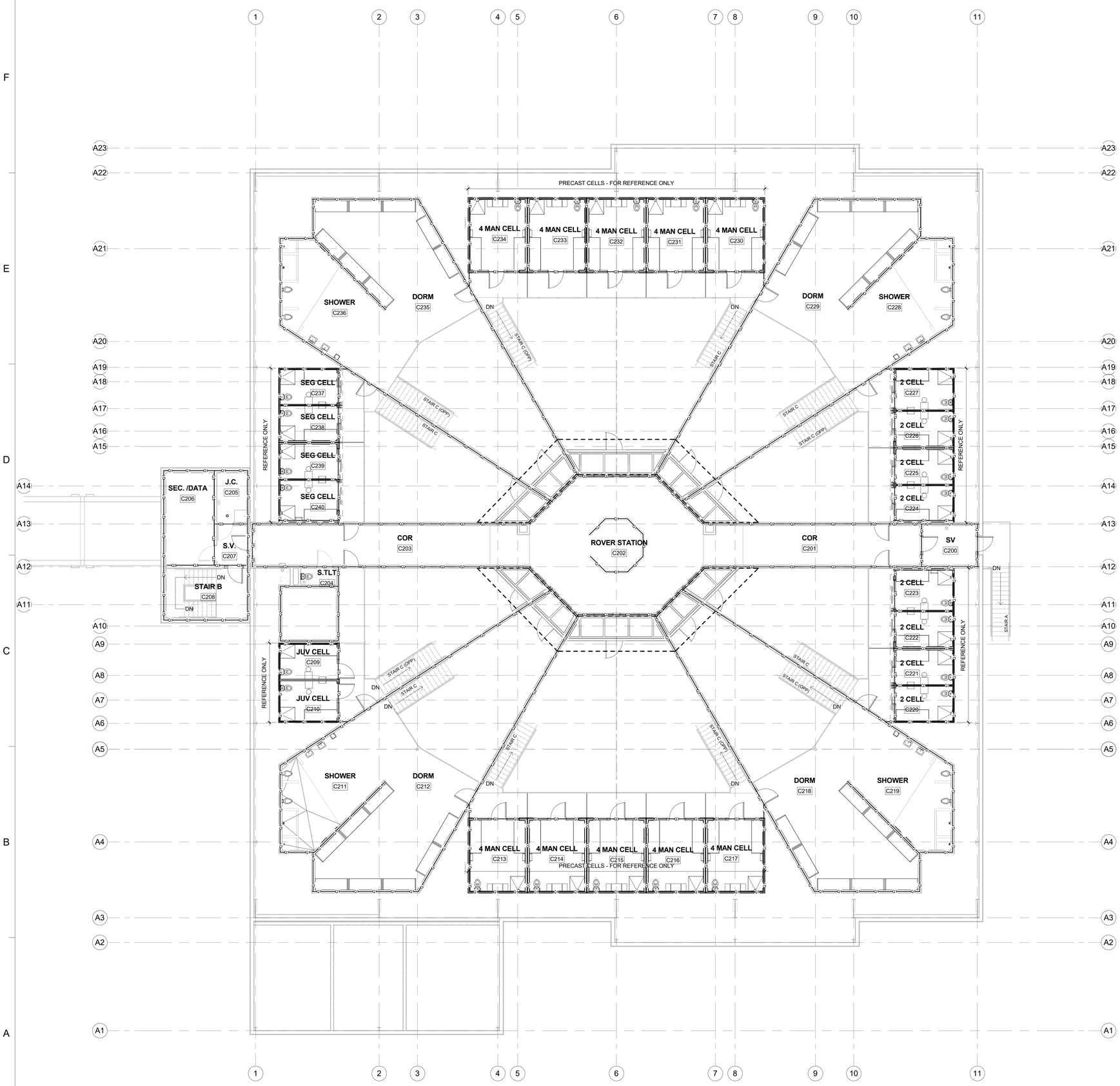

A6 SECURITY LEVEL UPPER TIER FLOOR PLAN
Scale: 1/8" = 1'-0"

0' 4' 8' 16'
SCALE: 1/8" = 1' - 0"

PRECAST CONCRETE CELLS INFORMATION PROVIDED FOR REFERENCE AND COORDINATION PURPOSES ONLY.

SECURITY LEVEL LEGEND

SECURITY LEVEL 1

Q1 = SECURITY WALL LEVEL 1: MINIMUM REINFORCING REQUIREMENTS (CMU WALLS SHALL BE GROUTED FULL w/ 3000 PSI CONCRETE)
@ CMU WALLS (M): #4 REBAR 8" OC. VERT. & HOR. LADDER TYPE MASONRY REINFORCING 16" OC.
@ PRECAST WALL (P): 4X4 W4.0 X W4.0 WWF (MIN.)

SECURITY LEVEL 2

Q2 = SECURITY WALL LEVEL 2: MINIMUM REINFORCING REQUIREMENTS (CMU WALLS SHALL BE GROUTED FULL w/ 3000 PSI CONCRETE)
@ CMU WALLS (M): #4 REBAR 16" OC. VERT. & HOR. LADDER TYPE MASONRY REINFORCING 16" OC.
@ PRECAST WALL (P): 4X4 W4.0 X W4.0 WWF (MIN.)

SECURITY LEVEL 3

Q3 = SECURITY WALL LEVEL 3: MINIMUM REINFORCING REQUIREMENTS (CMU WALLS SHALL BE GROUTED FULL w/ 3000 PSI CONCRETE)
@ CMU WALLS (M): #4 REBAR 24" OC. VERT. & HOR. LADDER TYPE MASONRY REINFORCING 16" OC.
@ PRECAST WALL (P): 4X4 W2.9 X W2.9 WWF

SECURITY LEVEL 4

Q4 = SECURITY WALL LEVEL 4: MINIMUM REINFORCING REQUIREMENTS (CMU WALLS SHALL BE GROUTED FULL w/ 3000 PSI CONCRETE)
@ CMU WALLS (M): #4 REBAR 48" OC. VERT. & HOR. LADDER TYPE MASONRY REINFORCING 16" OC.
@ PRECAST WALL (P): 4X4 W2.9 X W2.9 WWF

SECURITY LEVEL 5

Q5 = SECURITY WALL LEVEL 5: MINIMUM REINFORCING REQUIREMENTS

@ METAL STUD WALL (S) PROVIDE SECURITY WIRE MESH PER SPECIFICATION SECTION 057513 ON EACH SIDE OF METAL STUDS.
REFER TO WALL TYPE PLANS FOR WALL FINISH.

NOTE: REBAR SIZE & SPACING INDICATED ON SECURITY LEVEL PLANS ARE MINIMUM REQUIREMENTS TO MEET SECURITY LEVEL.
COORDINATE REBAR SIZE AND PLACEMENT WITH STRUCTURAL PLANS.
(THE MOST RESTRICTIVE/ STRINGENT REQUIREMENTS SHALL GOVERN)

Dewberry
800 North Magnolia Ave.
Suite 1000, Orlando, FL 32803-3251
t +1 407.843.5120
f +1 407.649.8664

Ajax
10365 Hood Road South Suite 203
Jacksonville, FL 32257
t +1 904-262-8660
f +1 904-262-8623

STATE OF FLORIDA
DEPARTMENT OF BUSINESS AND PROFESSIONAL REGULATION
BOARD OF ARCHITECTURE & INTERIOR DESIGN
THE ARCHITECT CORPORATION HEREBY CERTIFIED UNDER THE PROVISIONS OF CHAPTER 481, FLORIDA STATUTES
DEWBERRY ARCHITECTS INC
5960 FAIRVIEW ROAD
C/O CORPORATE LEGAL GROUP
CHARLOTTE NC 28210
LICENSE NUMBER: AR0001171
EXPIRATION DATE: FEBRUARY 28, 2021

Professional Seals

STATE OF FLORIDA
RICHARD G. NOVITSKY
07-24-20
AR99786
REGISTERED ARCHITECT

KEY PLAN

COLUMBIA COUNTY DETENTION FACILITY
389 NW Quinten St, Lake City, FL 32055

COLUMBIA COUNTY BOARD OF COUNTY COMMISSIONERS

SCALE As indicated

No.	Description	Date
	ISSUED FOR PERMIT	7-24-2020

REVISIONS

DRAWN BY	B WOODALL
APPROVED BY	R NOVITSKY
CHECKED BY	B HALL
DATE	JULY 24, 2020

TITLE
SECURITY LEVEL UPPER TIER PLAN

PROJECT NO. 50101397

QD-122
SHEET NO.

DESTROY AFTER USE

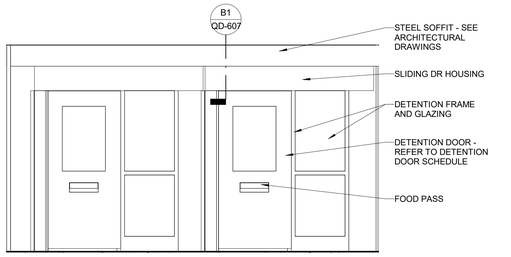

E6 PREFAB CELL ELEVATION
Scale: 3/8" = 1'-0" A6/QD-111

SCALE: 3/8" = 1' - 0"

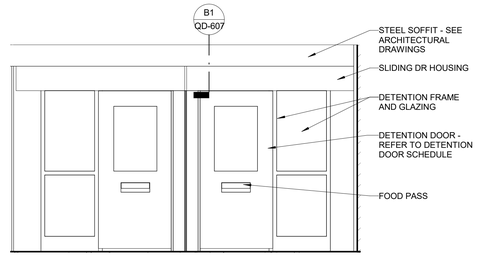

E4 PREFAB CELL ELEVATION
Scale: 3/8" = 1'-0" A6/QD-111

SCALE: 3/8" = 1' - 0"

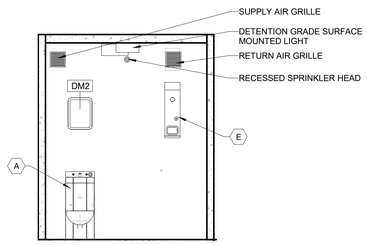

D6 PREFAB CELL ELEVATION
Scale: 3/8" = 1'-0" A6/QD-111

SCALE: 3/8" = 1' - 0"

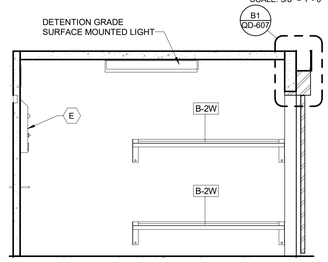

C6 PREFAB CELL ELEVATION
Scale: 3/8" = 1'-0" A6/QD-111

SCALE: 3/8" = 1' - 0"

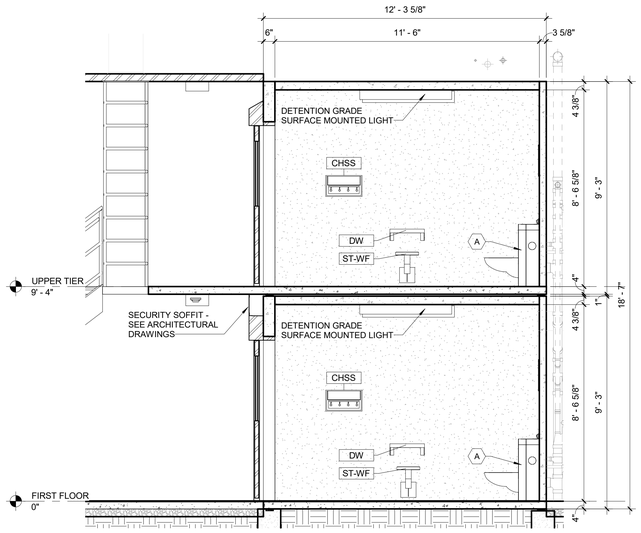

C5 SECTION @ PREFAB - 2-MAN ADA CELL
Scale: 3/8" = 1'-0" A5/QD-401

SCALE: 3/8" = 1' - 0"

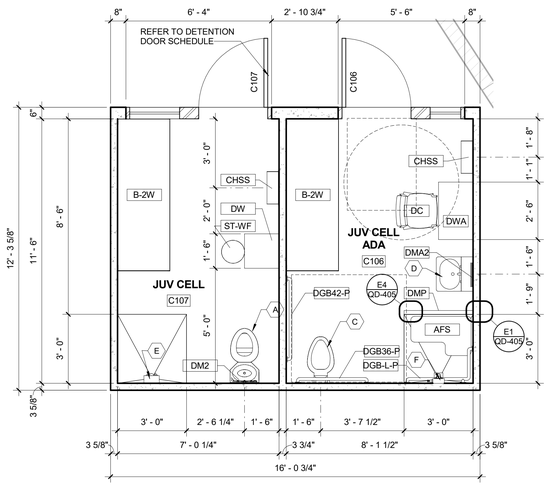

C3 TYP. PREFAB - 2 MAN CELL W/ SWING DOORS
Scale: 3/8" = 1'-0" A6/QD-111

SCALE: 3/8" = 1' - 0"

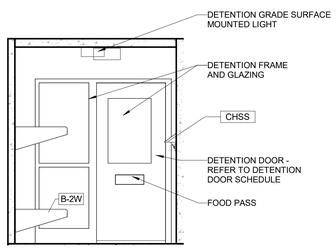

B6 PREFAB CELL ELEVATION
Scale: 3/8" = 1'-0" A6/QD-111

SCALE: 3/8" = 1' - 0"

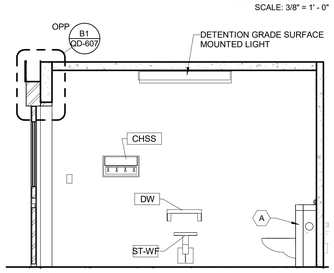

A6 PREFAB CELL ELEVATION
Scale: 3/8" = 1'-0" A6/QD-111

SCALE: 3/8" = 1' - 0"

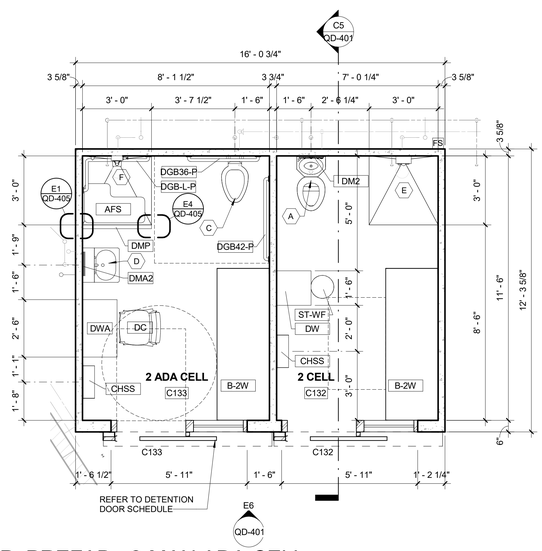

A5 TYP. PREFAB - 2-MAN ADA CELL
Scale: 3/8" = 1'-0" A6/QD-111

SCALE: 3/8" = 1' - 0"

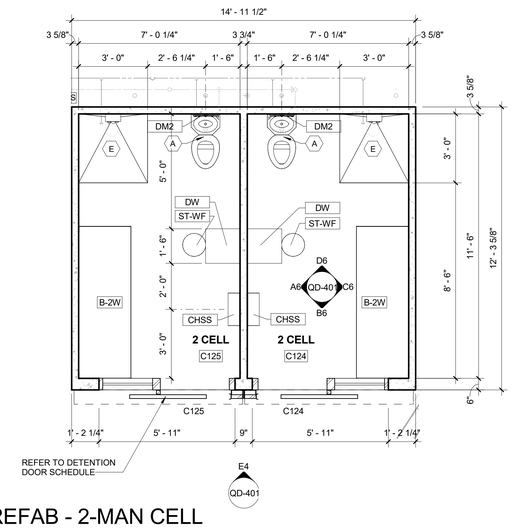

A3 TYP. PREFAB - 2-MAN CELL
Scale: 3/8" = 1'-0" A6/QD-111

SCALE: 3/8" = 1' - 0"

EQUIPMENT SCHEDULE

- (A) STAINLESS STEEL TOILET / SINK COMBO UNIT
- (B) ADA STAINLESS STEEL TOILET / SINK COMBO UNIT
- (C) ADA STAINLESS STEEL TOILET
- (D) ADA STAINLESS STEEL SINK
- (E) STAINLESS STEEL SHOWER HEAD UNIT
- (F) ADA STAINLESS STEEL SHOWER HEAD UNIT

FIXTURES ARE BY THE PRECAST CONCRETE MODULAR CELL MANUFACTURER AND THE CONNECTIONS ARE BY THE PLUMBING CONTRACTOR.

DETENTION SPECIALTY EQUIPMENT SCHEDULE

MARK	DESCRIPTION	COMMENTS
AFS	DETENTION GRADE ACCESSIBLE FOLDING SEAT - PREFAB CELL PACKAGE AT CELL LOCATIONS	SEE DETAILS ON SHEET QD-405 AND SPECIFICATION SECTION 134263
B-1W	DETENTION SINGLE BUNK - WALL MOUNTED - PREFAB CELL PACKAGE AT CELL LOCATIONS	SEE DETAILS ON SHEET QD-404 AND SPECIFICATION SECTION 134263
B-2F	DETENTION DOUBLE BUNK - FLOOR MOUNTED - PREFAB CELL PACKAGE AT CELL LOCATIONS	SEE DETAILS ON SHEET QD-501 AND SPECIFICATION SECTION 111943
B-2W	DETENTION DOUBLE BUNK - WALL MOUNTED - PREFAB CELL PACKAGE AT CELL LOCATIONS	SEE DETAILS ON SHEET QD-404 AND SPECIFICATION SECTION 134263
CHS	CLOTHES HOOK STRIP - PREFAB CELL PACKAGE AT CELL LOCATIONS	SEE DETAILS ON SHEET QD-501 AND SPECIFICATION SECTION 111946
CHSS	CLOTHES HOOK STRIP WITH SHELF - PREFAB CELL PACKAGE AT CELL LOCATIONS	SEE DETAILS ON SHEET QD-405 AND SPECIFICATION SECTION 134263
DC	DETENTION CHAIR - (OFOI)	SEE SPECIFICATION SECTION 111943
DGB24	DETENTION GRAB BAR STAINLESS STEEL 24" LENGTH - PREFAB CELL PACKAGE AT CELL LOCATIONS	SEE DETAILS ON SHEET QD-501 AND SPECIFICATION SECTION 111946
DGB36	DETENTION GRAB BAR STAINLESS STEEL 36" LENGTH - PREFAB CELL PACKAGE AT CELL LOCATIONS	SEE DETAILS ON SHEET QD-501 AND SPECIFICATION SECTION 111946
DGB36-P	DETENTION GRAB BAR STAINLESS STEEL 36" LENGTH - PREFAB CELL PACKAGE AT CELL LOCATIONS	SEE DETAILS ON SHEET QD-405 AND SPECIFICATION SECTION 134263
DGB42	DETENTION GRAB BAR STAINLESS STEEL 42" LENGTH - PREFAB CELL PACKAGE AT CELL LOCATIONS	SEE DETAILS ON SHEET QD-501 AND SPECIFICATION SECTION 111946
DGB42-P	DETENTION GRAB BAR STAINLESS STEEL 42" LENGTH - PREFAB CELL PACKAGE AT CELL LOCATIONS	SEE DETAILS ON SHEET QD-405 AND SPECIFICATION SECTION 134263
DGB54	DETENTION GRAB BAR STAINLESS STEEL 54" LENGTH - PREFAB CELL PACKAGE AT CELL LOCATIONS	SEE DETAILS ON SHEET QD-501 AND SPECIFICATION SECTION 111943
DGB-L-P	DETENTION GRAB BAR STAINLESS STEEL 32" x 18" LENGTH - PREFAB CELL PACKAGE AT CELL LOCATIONS	SEE DETAILS ON SHEET QD-405 AND SPECIFICATION SECTION 134263
DM	DETENTION MIRROR - PREFAB CELL PACKAGE AT CELL LOCATIONS	SEE DETAILS ON SHEET QD-501 AND SPECIFICATION SECTION 111946
DM2	DETENTION MIRROR - PREFAB CELL PACKAGE AT CELL LOCATIONS	SEE DETAILS ON SHEET QD-404 AND SPECIFICATION SECTION 134263
DMA	DETENTION DOUBLE MIRROR - ADA - PREFAB CELL PACKAGE AT CELL LOCATIONS	SEE DETAILS ON SHEET QD-501 AND SPECIFICATION SECTION 111946
DMA2	DETENTION DOUBLE MIRROR - ADA - PREFAB CELL PACKAGE AT CELL LOCATIONS	SEE DETAILS ON SHEET QD-404 AND SPECIFICATION SECTION 134263
DMP	DETENTION HOLLOW METAL WALL PANEL - (CFCI)	SEE DETAILS ON SHEET QD-503 AND SPECIFICATION SECTION 111963
DW	DETENTION DESK WALL MOUNTED - PREFAB CELL PACKAGE	SEE DETAILS ON SHEET QD-404 AND SPECIFICATION SECTION 134263
DWA	DETENTION DESK WALL MOUNTED ADA - PREFAB CELL PACKAGE	SEE DETAILS ON SHEET QD-404 AND SPECIFICATION SECTION 134263
DWS2	DETENTION DESK W/ SEATS WALL MOUNTED - PREFAB CELL PACKAGE	SEE DETAILS ON SHEET QD-404 AND SPECIFICATION SECTION 134263
KC	KEY CABINET	SEE SPECIFICATION SECTION 111923
ST-WF	FIXED WALL MOUNTED STOOL - PREFAB CELL PACKAGE	SEE DETAILS ON SHEET QD-404 AND SPECIFICATION SECTION 134263
T-P4	4 MAN TABLE - (CFCI)	SEE DETAILS ON SHEET QD-501 AND SPECIFICATION SECTION 111943
T-P4A	4 MAN TABLE ADA - (CFCI)	SEE DETAILS ON SHEET QD-501 AND SPECIFICATION SECTION 111943

ALTERNATE #4 INMATE INTERCOMS AT PRECAST CONCRETE CELLS

PRECAST CONCRETE CELL PROVIDER TO (ADD) INMATE INTERCOM BACK BOXES AND STUB-OUTS FOR FUTURE INTERCOMS AT EACH CELL LOCATION.

MOUNTING HEIGHT TO BE PER MANUFACTURER STANDARD INSTALLATION. AT ADA CELL LOCATIONS, PROVIDE INTERCOMS WITH MAXIMUM HEIGHT TO PUSH BUTTON AT 48" AFF.

PROVIDE BACK BOX WITH DETENTION COVER PLATE AND SECURITY SCREWS. CONDUITS FOR FUTURE WIRING TO INTERCOMS SHALL BE PROVIDED.

BASE BID

NO INTERCOMS OR CONDUITS FOR INTERCOMS REQUIRED AT PRECAST CELL LOCATIONS.

PRECAST CONCRETE CELLS INFORMATION PROVIDED FOR REFERENCE AND COORDINATION PURPOSES ONLY.

Dewberry®
800 North Magnolia Ave.
Suite 1000, Orlando, FL 32803-3251
t +1 407.843.5120
f +1 407.649.8664

Ajax
10365 Hood Road South Suite 203
Jacksonville, FL 32257
t +1 904-262-8660
f +1 904-262-8623

STATE OF FLORIDA
DEPARTMENT OF BUSINESS AND PROFESSIONAL REGULATION
BOARD OF ARCHITECTURE & INTERIOR DESIGN
THE ARCHITECT CORPORATION HEREBY IS CERTIFIED UNDER THE PROVISIONS OF CHAPTER 481, FLORIDA STATUTES
DEWBERRY ARCHITECTS INC
5 BRIDGE AVENUE BLDG 2
C/O CORPORATE LEGAL GROUP
FAIRFAX VA 22030
LICENSE NUMBER: AAC001171
EXPIRATION DATE: FEBRUARY 28, 2021

Professional Seals

STATE OF FLORIDA
RICHARD G. NOVITSKY
07-24-20
AR99786
REGISTERED ARCHITECT

KEY PLAN

COLUMBIA COUNTY DETENTION FACILITY
389 NW Quinten St, Lake City, FL 32055

COLUMBIA COUNTY BOARD OF COUNTY COMMISSIONERS

SCALE As indicated

No.	Description	Date
	ISSUED FOR PERMIT	7-24-2020

REVISIONS

DRAWN BY	B WOODALL
APPROVED BY	R NOVITSKY
CHECKED BY	B HALL
DATE	JULY 24, 2020

TITLE

LARGE SCALE PRECAST CELL PLANS AND ELEVATIONS

PROJECT NO. 50101397

QD-401

SHEET NO.

DESTROY AFTER USE

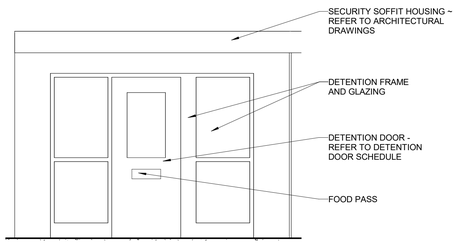

E6 PREFAB CELL ELEVATION
Scale: 3/8" = 1'-0" A6/QD-111
SCALE: 3/8" = 1' - 0"

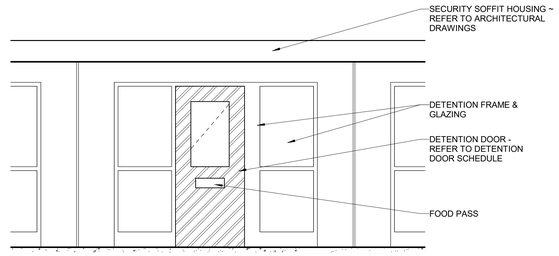

E5 PREFAB CELL ELEVATION
Scale: 3/8" = 1'-0" A6/QD-111
SCALE: 3/8" = 1' - 0"

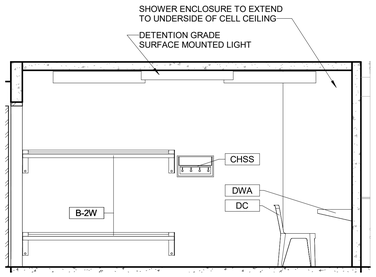

D6 PREFAB CELL ELEVATION
Scale: 3/8" = 1'-0" A6/QD-111
SCALE: 3/8" = 1' - 0"

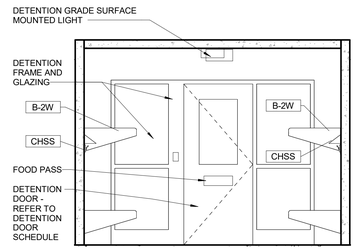

D5 PREFAB CELL ELEVATION
Scale: 3/8" = 1'-0" A6/QD-111
SCALE: 3/8" = 1' - 0"

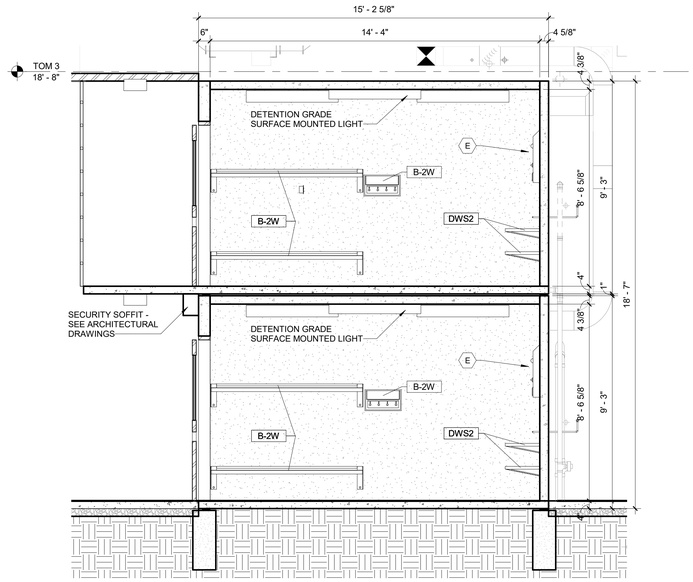

D3 SECTION @ PREFAB - 4-MAN CELL
Scale: 3/8" = 1'-0" B3/QD-402
SCALE: 3/8" = 1' - 0"

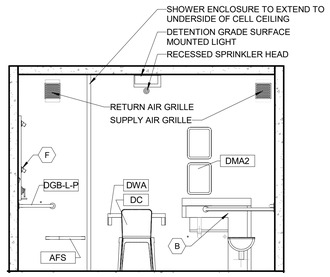

C6 PREFAB CELL ELEVATION
Scale: 3/8" = 1'-0" A6/QD-111
SCALE: 3/8" = 1' - 0"

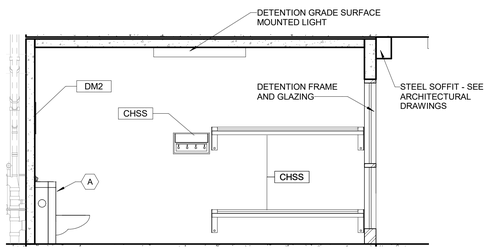

C5 PREFAB CELL ELEVATION
Scale: 3/8" = 1'-0" A6/QD-111
SCALE: 3/8" = 1' - 0"

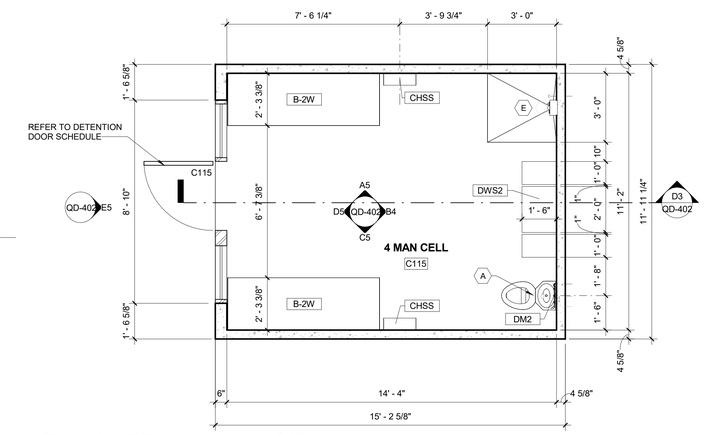

B3 TYP. PREFAB - 4-MAN CELL
Scale: 3/8" = 1'-0" A6/QD-111
SCALE: 3/8" = 1' - 0"

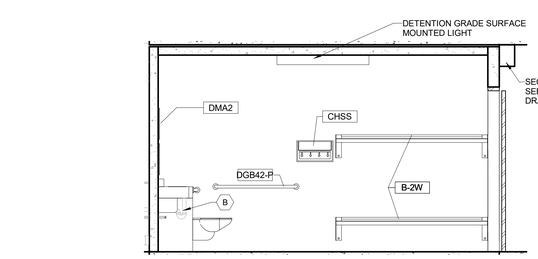

B6 PREFAB CELL ELEVATION
Scale: 3/8" = 1'-0" A6/QD-111
SCALE: 3/8" = 1' - 0"

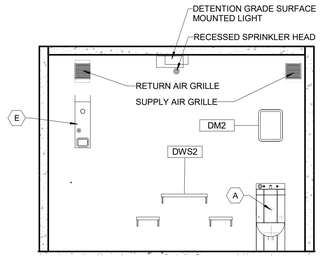

B4 PREFAB CELL ELEVATION
Scale: 3/8" = 1'-0" A6/QD-111
SCALE: 3/8" = 1' - 0"

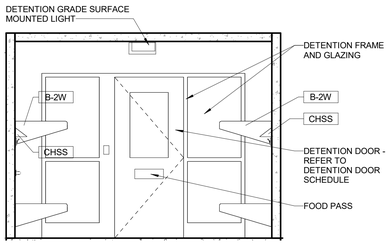

A6 PREFAB CELL ELEVATION
Scale: 3/8" = 1'-0" A6/QD-111
SCALE: 3/8" = 1' - 0"

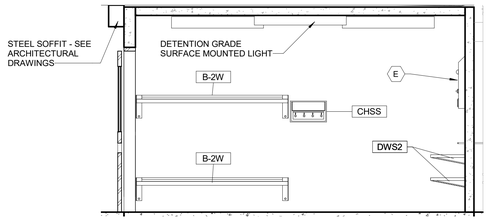

A5 PREFAB CELL ELEVATION
Scale: 3/8" = 1'-0" A6/QD-111
SCALE: 3/8" = 1' - 0"

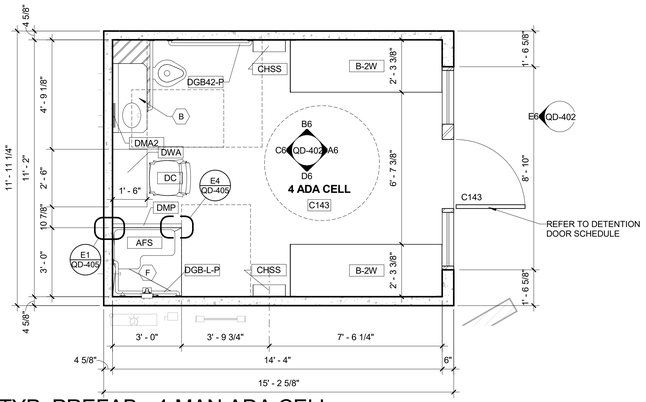

A3 TYP. PREFAB - 4-MAN ADA CELL
Scale: 3/8" = 1'-0" A6/QD-111
SCALE: 3/8" = 1' - 0"

EQUIPMENT SCHEDULE

- (A) STAINLESS STEEL TOILET / SINK COMBO UNIT
- (B) ADA STAINLESS STEEL TOILET / SINK COMBO UNIT
- (C) ADA STAINLESS STEEL TOILET
- (D) ADA STAINLESS STEEL SINK
- (E) STAINLESS STEEL SHOWER HEAD UNIT
- (F) ADA STAINLESS STEEL SHOWER HEAD UNIT

FIXTURES ARE BY THE PRECAST CONCRETE MODULAR CELL MANUFACTURER AND THE CONNECTIONS ARE BY THE PLUMBING CONTRACTOR.

DETENTION SPECIALTY EQUIPMENT SCHEDULE

MARK	DESCRIPTION	COMMENTS
AFS	DETENTION GRADE ACCESSIBLE FOLDING SEAT - PREFAB CELL PACKAGE AT CELL LOCATIONS	SEE DETAILS ON SHEET QD-405 AND SPECIFICATION SECTION 134263
B-1W	DETENTION SINGLE BUNK - WALL MOUNTED - PREFAB CELL PACKAGE AT CELL LOCATIONS	SEE DETAILS ON SHEET QD-404 AND SPECIFICATION SECTION 134263
B-2F	DETENTION DOUBLE BUNK - FLOOR MOUNTED - PREFAB CELL PACKAGE AT CELL LOCATIONS	SEE DETAILS ON SHEET QD-501 AND SPECIFICATION SECTION 111943
B-2W	DETENTION DOUBLE BUNK - WALL MOUNTED - PREFAB CELL PACKAGE AT CELL LOCATIONS	SEE DETAILS ON SHEET QD-404 AND SPECIFICATION SECTION 134263
CHS	CLOTHES HOOK STRIP - PREFAB CELL PACKAGE AT CELL LOCATIONS	SEE DETAILS ON SHEET QD-501 AND SPECIFICATION SECTION 111946
CHSS	CLOTHES HOOK STRIP WITH SHELF - PREFAB CELL PACKAGE AT CELL LOCATIONS	SEE DETAILS ON SHEET QD-405 AND SPECIFICATION SECTION 134263
DC	DETENTION CHAIR - (OFOI)	SEE SPECIFICATION SECTION 111943
DGB24	DETENTION GRAB BAR STAINLESS STEEL 24" LENGTH - PREFAB CELL PACKAGE AT CELL LOCATIONS	SEE DETAILS ON SHEET QD-501 AND SPECIFICATION SECTION 111946
DGB36	DETENTION GRAB BAR STAINLESS STEEL 36" LENGTH - PREFAB CELL PACKAGE AT CELL LOCATIONS	SEE DETAILS ON SHEET QD-501 AND SPECIFICATION SECTION 111946
DGB36-P	DETENTION GRAB BAR STAINLESS STEEL 36" LENGTH - PREFAB CELL PACKAGE AT CELL LOCATIONS	SEE DETAILS ON SHEET QD-405 AND SPECIFICATION SECTION 134263
DGB42	DETENTION GRAB BAR STAINLESS STEEL 42" LENGTH - PREFAB CELL PACKAGE AT CELL LOCATIONS	SEE DETAILS ON SHEET QD-501 AND SPECIFICATION SECTION 111946
DGB42-P	DETENTION GRAB BAR STAINLESS STEEL 42" LENGTH - PREFAB CELL PACKAGE AT CELL LOCATIONS	SEE DETAILS ON SHEET QD-405 AND SPECIFICATION SECTION 134263
DGB54	DETENTION GRAB BAR STAINLESS STEEL 54" LENGTH - PREFAB CELL PACKAGE AT CELL LOCATIONS	SEE DETAILS ON SHEET QD-501 AND SPECIFICATION SECTION 111943
DGB-L-P	DETENTION GRAB BAR STAINLESS STEEL 32" x 18" LENGTH - PREFAB CELL PACKAGE AT CELL LOCATIONS	SEE DETAILS ON SHEET QD-405 AND SPECIFICATION SECTION 134263
DM	DETENTION MIRROR - PREFAB CELL PACKAGE AT CELL LOCATIONS	SEE DETAILS ON SHEET QD-501 AND SPECIFICATION SECTION 111946
DM2	DETENTION MIRROR - PREFAB CELL PACKAGE AT CELL LOCATIONS	SEE DETAILS ON SHEET QD-404 AND SPECIFICATION SECTION 134263
DMA	DETENTION DOUBLE MIRROR - ADA - PREFAB CELL PACKAGE AT CELL LOCATIONS	SEE DETAILS ON SHEET QD-501 AND SPECIFICATION SECTION 111946
DMA2	DETENTION DOUBLE MIRROR - ADA - PREFAB CELL PACKAGE AT CELL LOCATIONS	SEE DETAILS ON SHEET QD-404 AND SPECIFICATION SECTION 134263
DMP	DETENTION HOLLOW METAL WALL PANEL - (CFCI)	SEE DETAILS ON SHEET QD-503 AND SPECIFICATION SECTION 111963
DW	DETENTION DESK WALL MOUNTED - PREFAB CELL PACKAGE	SEE DETAILS ON SHEET QD-404 AND SPECIFICATION SECTION 134263
DWA	DETENTION DESK WALL MOUNTED ADA - PREFAB CELL PACKAGE	SEE DETAILS ON SHEET QD-404 AND SPECIFICATION SECTION 134263
DWS2	DETENTION DESK W/ SEATS WALL MOUNTED - PREFAB CELL PACKAGE	SEE DETAILS ON SHEET QD-404 AND SPECIFICATION SECTION 134263
KC	KEY CABINET	SEE SPECIFICATION SECTION 111923
ST-WF	FIXED WALL MOUNTED STOOL - PREFAB CELL PACKAGE	SEE DETAILS ON SHEET QD-404 AND SPECIFICATION SECTION 134263
T-P4	4 MAN TABLE - (CFCI)	SEE DETAILS ON SHEET QD-501 AND SPECIFICATION SECTION 111943
T-P4A	4 MAN TABLE ADA - (CFCI)	SEE DETAILS ON SHEET QD-501 AND SPECIFICATION SECTION 111943

ALTERNATE #4 INMATE INTERCOMS AT PRECAST CONCRETE CELLS

PRECAST CONCRETE CELL PROVIDER TO (ADD) INMATE INTERCOM BACK BOXES AND STUB-OUTS FOR FUTURE INTERCOMS AT EACH CELL LOCATION.

MOUNTING HEIGHT TO BE PER MANUFACTURER STANDARD INSTALLATION. AT ADA CELL LOCATIONS, PROVIDE INTERCOMS WITH MAXIMUM HEIGHT TO PUSH BUTTON AT 48" AFF.

PROVIDE BACK BOX WITH DETENTION COVER PLATE AND SECURITY SCREWS. CONDUITS FOR FUTURE WIRING TO INTERCOMS SHALL BE PROVIDED.

BASE BID

NO INTERCOMS OR CONDUITS FOR INTERCOMS REQUIRED AT PRECAST CELL LOCATIONS.

PRECAST CONCRETE CELLS INFORMATION PROVIDED FOR REFERENCE AND COORDINATION PURPOSES ONLY.

Dewberry®
800 North Magnolia Ave.
Suite 1000, Orlando, FL
32803-3251
t +1 407.843.5120
f +1 407.649.8664

Ajax
10365 Hood Road South Suite 203
Jacksonville, FL 32257
t +1 904-262-8660
f +1 904-262-8623

STATE OF FLORIDA
DEPARTMENT OF BUSINESS AND PROFESSIONAL REGULATION
BOARD OF ARCHITECTURE & INTERIOR DESIGN
THE ARCHITECT CORPORATION HEREBY IS CERTIFIED UNDER THE PROVISIONS OF CHAPTER 481, FLORIDA STATUTES
DEWBERRY ARCHITECTS INC
5 BRIDGE PLAZA NORTH
FORT LAUDERDALE, FL 33301
LICENSE NUMBER: AC26001171
EXPIRATION DATE: FEBRUARY 28, 2021

Professional Seals



KEY PLAN

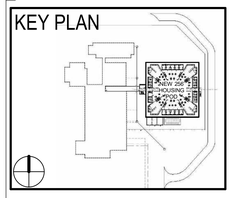

COLUMBIA COUNTY DETENTION FACILITY
389 NW Quinten St, Lake City, FL 32055

COLUMBIA COUNTY BOARD OF COUNTY COMMISSIONERS

SCALE As indicated

No.	Description	Date
	ISSUED FOR PERMIT	7-24-2020

REVISIONS

DRAWN BY	B WOODALL
APPROVED BY	R NOVITSKY
CHECKED BY	B HALL
DATE	JULY 24, 2020

TITLE

LARGE SCALE PRECAST CELL PLANS AND ELEVATIONS

PROJECT NO. 50101397

QD-402

SHEET NO.

DESTROY AFTER USE

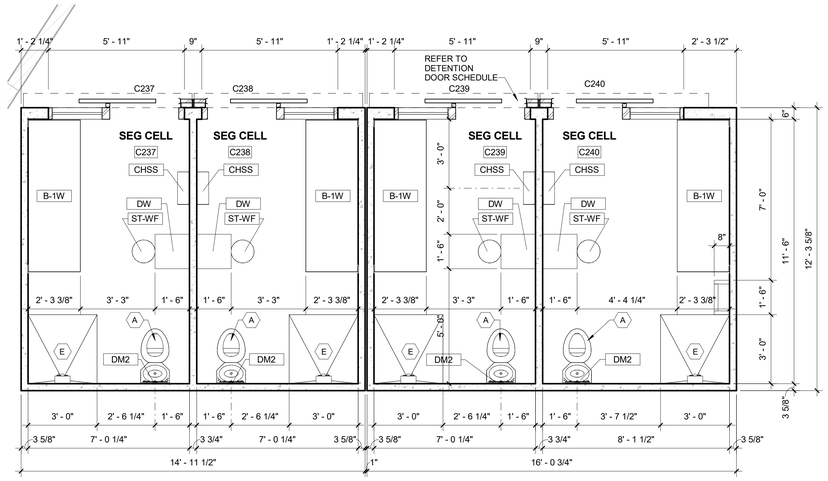

C4 TYP. PREFAB. - SINGLE MAN CELL UPPER TIER FLOOR PLAN

Scale: 3/8" = 1'-0" A6/QD-121

0' 2' 4' 6'

SCALE: 3/8" = 1' - 0"

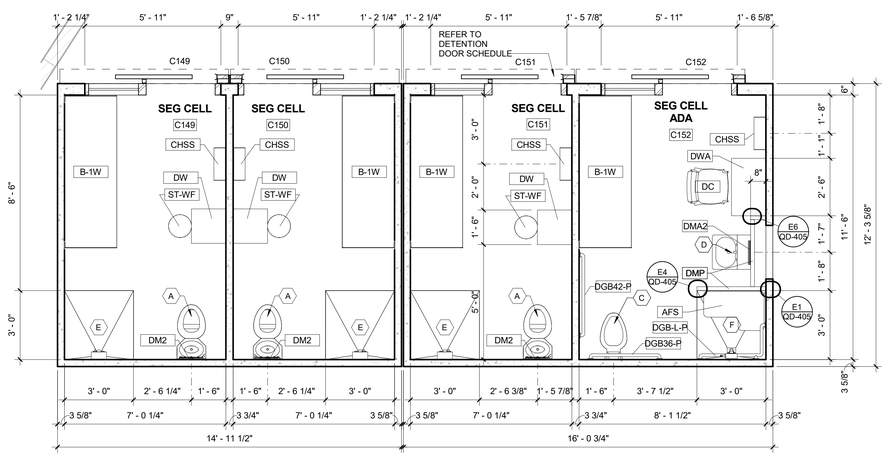

A4 TYP. PREFAB. - SINGLE MAN CELL FIRST FLOOR PLAN

Scale: 3/8" = 1'-0" A6/QD-111

0' 2' 4' 6'

SCALE: 3/8" = 1' - 0"

EQUIPMENT SCHEDULE

- (A) STAINLESS STEEL TOILET / SINK COMBO UNIT
- (B) ADA STAINLESS STEEL TOILET / SINK COMBO UNIT
- (C) ADA STAINLESS STEEL TOILET
- (D) ADA STAINLESS STEEL SINK
- (E) STAINLESS STEEL SHOWER HEAD UNIT
- (F) ADA STAINLESS STEEL SHOWER HEAD UNIT

FIXTURES ARE BY THE PRECAST CONCRETE MODULAR CELL MANUFACTURER AND THE CONNECTIONS ARE BY THE PLUMBING CONTRACTOR.

DETENTION SPECIALTY EQUIPMENT SCHEDULE

MARK	DESCRIPTION	COMMENTS
AFS	DETENTION GRADE ACCESSIBLE FOLDING SEAT - PREFAB CELL PACKAGE AT CELL LOCATIONS	SEE DETAILS ON SHEET QD-405 AND SPECIFICATION SECTION 134263
B-1W	DETENTION SINGLE BUNK - WALL MOUNTED - PREFAB CELL PACKAGE AT CELL LOCATIONS	SEE DETAILS ON SHEET QD-404 AND SPECIFICATION SECTION 134263
B-2F	DETENTION DOUBLE BUNK - FLOOR MOUNTED - PREFAB CELL PACKAGE AT CELL LOCATIONS	SEE DETAILS ON SHEET QD-501 AND SPECIFICATION SECTION 111943
B-2W	DETENTION DOUBLE BUNK - WALL MOUNTED - PREFAB CELL PACKAGE AT CELL LOCATIONS	SEE DETAILS ON SHEET QD-404 AND SPECIFICATION SECTION 134263
CHS	CLOTHES HOOK STRIP - PREFAB CELL PACKAGE AT CELL LOCATIONS	SEE DETAILS ON SHEET QD-501 AND SPECIFICATION SECTION 111946
CHSS	CLOTHES HOOK STRIP WITH SHELF - PREFAB CELL PACKAGE AT CELL LOCATIONS	SEE DETAILS ON SHEET QD-405 AND SPECIFICATION SECTION 134263
DC	DETENTION CHAIR - (OFOI)	SEE SPECIFICATION SECTION 111943
DGB24	DETENTION GRAB BAR STAINLESS STEEL 24" LENGTH - PREFAB CELL PACKAGE AT CELL LOCATIONS	SEE DETAILS ON SHEET QD-501 AND SPECIFICATION SECTION 111946
DGB36	DETENTION GRAB BAR STAINLESS STEEL 36" LENGTH - PREFAB CELL PACKAGE AT CELL LOCATIONS	SEE DETAILS ON SHEET QD-501 AND SPECIFICATION SECTION 111946
DGB36-P	DETENTION GRAB BAR STAINLESS STEEL 36" LENGTH - PREFAB CELL PACKAGE AT CELL LOCATIONS	SEE DETAILS ON SHEET QD-405 AND SPECIFICATION SECTION 134263
DGB42	DETENTION GRAB BAR STAINLESS STEEL 42" LENGTH - PREFAB CELL PACKAGE AT CELL LOCATIONS	SEE DETAILS ON SHEET QD-501 AND SPECIFICATION SECTION 111946
DGB42-P	DETENTION GRAB BAR STAINLESS STEEL 42" LENGTH - PREFAB CELL PACKAGE AT CELL LOCATIONS	SEE DETAILS ON SHEET QD-405 AND SPECIFICATION SECTION 134263
DGB54	DETENTION GRAB BAR STAINLESS STEEL 54" LENGTH - PREFAB CELL PACKAGE AT CELL LOCATIONS	SEE DETAILS ON SHEET QD-501 AND SPECIFICATION SECTION 111943
DGB-L-P	DETENTION GRAB BAR STAINLESS STEEL 32" x 18" LENGTH - PREFAB CELL PACKAGE AT CELL LOCATIONS	SEE DETAILS ON SHEET QD-405 AND SPECIFICATION SECTION 134263
DM	DETENTION MIRROR - PREFAB CELL PACKAGE AT CELL LOCATIONS	SEE DETAILS ON SHEET QD-501 AND SPECIFICATION SECTION 111946
DM2	DETENTION MIRROR - PREFAB CELL PACKAGE AT CELL LOCATIONS	SEE DETAILS ON SHEET QD-404 AND SPECIFICATION SECTION 134263
DMA	DETENTION DOUBLE MIRROR - ADA - PREFAB CELL PACKAGE AT CELL LOCATIONS	SEE DETAILS ON SHEET QD-501 AND SPECIFICATION SECTION 111946
DMA2	DETENTION DOUBLE MIRROR - ADA - PREFAB CELL PACKAGE AT CELL LOCATIONS	SEE DETAILS ON SHEET QD-404 AND SPECIFICATION SECTION 134263
DMP	DETENTION HOLLOW METAL WALL PANEL - (CFCI)	SEE DETAILS ON SHEET QD-503 AND SPECIFICATION SECTION 111963
DW	DETENTION DESK WALL MOUNTED - PREFAB CELL PACKAGE	SEE DETAILS ON SHEET QD-404 AND SPECIFICATION SECTION 134263
DWA	DETENTION DESK WALL MOUNTED ADA - PREFAB CELL PACKAGE	SEE DETAILS ON SHEET QD-404 AND SPECIFICATION SECTION 134263
DWS2	DETENTION DESK W/ SEATS WALL MOUNTED - PREFAB CELL PACKAGE	SEE DETAILS ON SHEET QD-404 AND SPECIFICATION SECTION 134263
KC	KEY CABINET	SEE SPECIFICATION SECTION 111923
ST-WF	FIXED WALL MOUNTED STOOL - PREFAB CELL PACKAGE	SEE DETAILS ON SHEET QD-404 AND SPECIFICATION SECTION 134263
T-P4	4 MAN TABLE - (CFCI)	SEE DETAILS ON SHEET QD-501 AND SPECIFICATION SECTION 111943
T-P4A	4 MAN TABLE ADA - (CFCI)	SEE DETAILS ON SHEET QD-501 AND SPECIFICATION SECTION 111943

ALTERNATE #4 INMATE INTERCOMS AT PRECAST CONCRETE CELLS

PRECAST CONCRETE CELL PROVIDER TO (ADD) INMATE INTERCOM BACK BOXES AND STUB-OUTS FOR FUTURE INTERCOMS AT EACH CELL LOCATION.

MOUNTING HEIGHT TO BE PER MANUFACTURER STANDARD INSTALLATION. AT ADA CELL LOCATIONS, PROVIDE INTERCOMS WITH MAXIMUM HEIGHT TO PUSH BUTTON AT 48" AFF.

PROVIDE BACK BOX WITH DETENTION COVER PLATE AND SECURITY SCREWS. CONDUITS FOR FUTURE WIRING TO INTERCOMS SHALL BE PROVIDED.

BASE BID

NO INTERCOMS OR CONDUITS FOR INTERCOMS REQUIRED AT PRECAST CELL LOCATIONS.

PRECAST CONCRETE CELLS INFORMATION PROVIDED FOR REFERENCE AND COORDINATION PURPOSES ONLY.

Dewberry®
800 North Magnolia Ave.
Suite 1000, Orlando, FL 32803-3251
t +1 407.843.5120
f +1 407.649.8664

Ajax
10365 Hood Road South Suite 203
Jacksonville, FL 32257
t +1 904-262-8660
f +1 904-262-8623

STATE OF FLORIDA
DEPARTMENT OF BUSINESS AND PROFESSIONAL REGULATION
BOARD OF ARCHITECTURE & INTERIOR DESIGN
THE ARCHITECT CORPORATION HEREBY IS CERTIFIED UNDER THE PROVISIONS OF CHAPTER 481, FLORIDA STATUTES
DEWBERRY ARCHITECTS INC
5960 RICHMOND AVE
HOUSTON TX 77057
CERT OF AUTH — AR 25911
LICENSE NUMBER: AAC001171
EXPIRATION DATE: FEBRUARY 28, 2021

Professional Seals

STATE OF FLORIDA
RICHARD G. NOVITSKY
07-24-20
AR99786
REGISTERED ARCHITECT

KEY PLAN

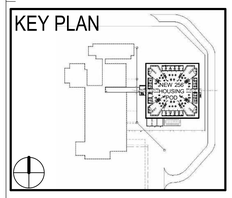

COLUMBIA COUNTY DETENTION FACILITY
389 NW Quinten St, Lake City, FL 32055

COLUMBIA COUNTY BOARD OF COUNTY COMMISSIONERS

SCALE As indicated

No.	Description	Date
	ISSUED FOR PERMIT	7-24-2020

REVISIONS

DRAWN BY	B WOODALL
APPROVED BY	R NOVITSKY
CHECKED BY	B HALL
DATE	JULY 24, 2020

TITLE

LARGE SCALE PRECAST CELL PLANS

PROJECT NO. 50101397

QD-403

SHEET NO.

DESTROY AFTER USE

PRECAST CONCRETE CELLS INFORMATION PROVIDED FOR REFERENCE AND COORDINATION PURPOSES ONLY.

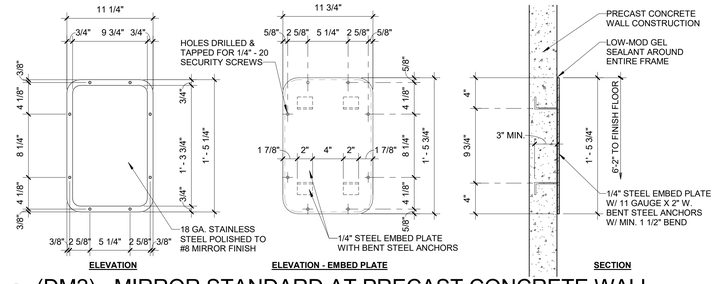

E6 (DM2) - MIRROR STANDARD AT PRECAST CONCRETE WALL
Scale: 1 1/2" = 1'-0"

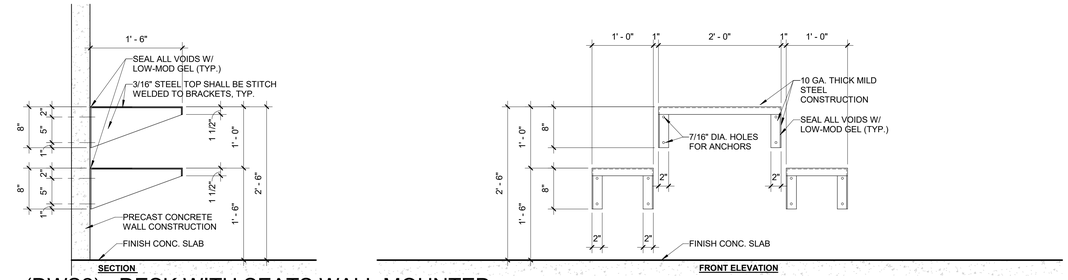

E4 (DWS2) - DESK WITH SEATS WALL MOUNTED
Scale: 1" = 1'-0"

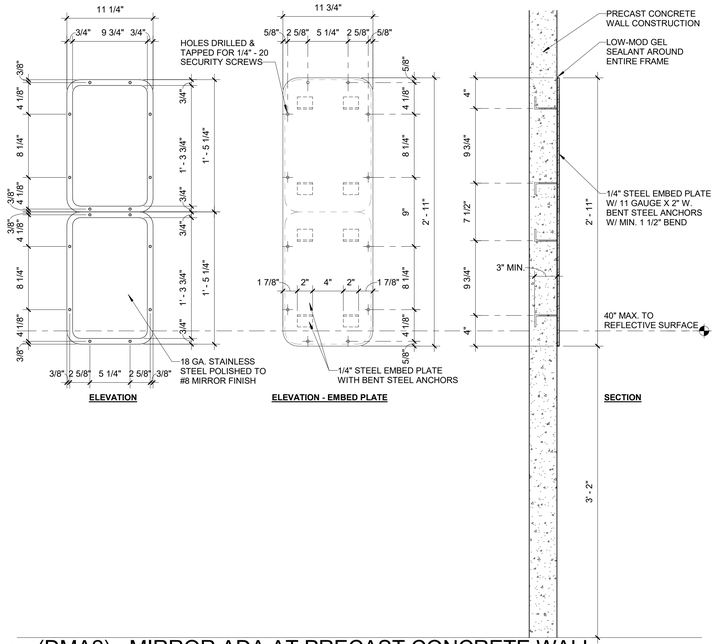

C6 (DMA2) - MIRROR ADA AT PRECAST CONCRETE WALL
Scale: 1 1/2" = 1'-0"

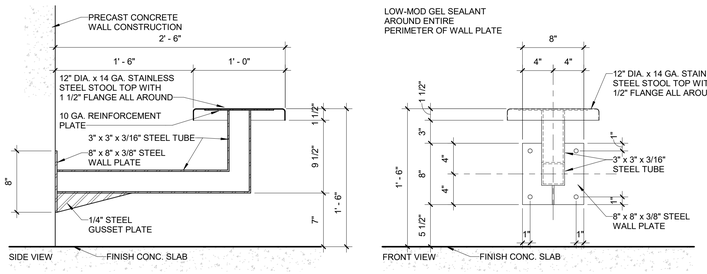

D4 (ST-WF) - STOOL WALL MOUNTED
Scale: 1 1/2" = 1'-0"

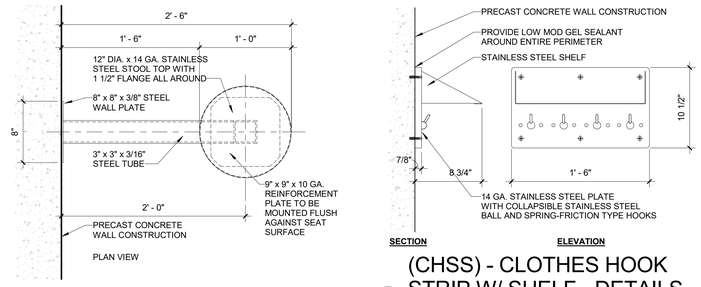

D1 (CHSS) - CLOTHES HOOK STRIP W/ SHELF - DETAILS
Scale: 1 1/2" = 1'-0"

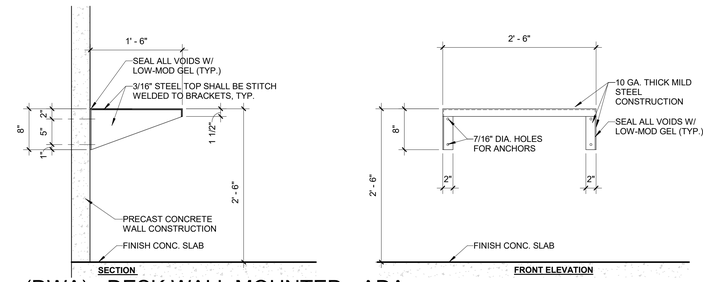

C4 (DWA) - DESK WALL MOUNTED - ADA
Scale: 1" = 1'-0"

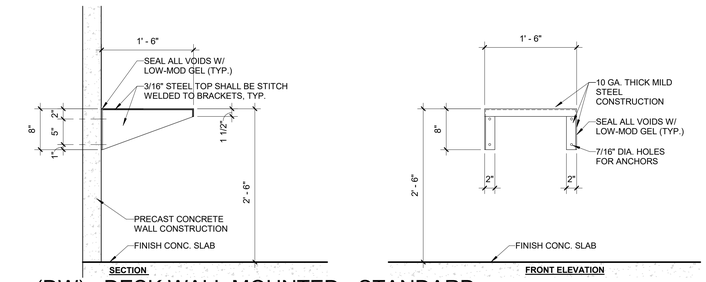

C2 (DW) - DESK WALL MOUNTED - STANDARD
Scale: 1" = 1'-0"

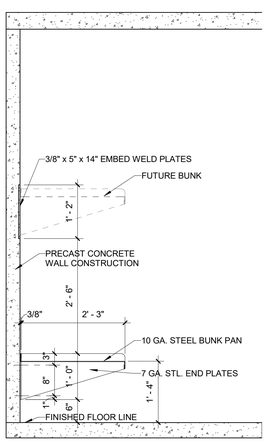

A6 (B-1W) - BUNK SINGLE - SECTION
Scale: 3/4" = 1'-0"

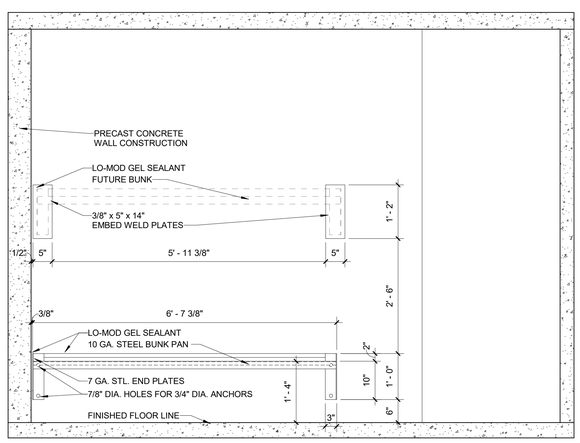

A5 (B-1W) - BUNK SINGLE - ELEVATION
Scale: 3/4" = 1'-0"

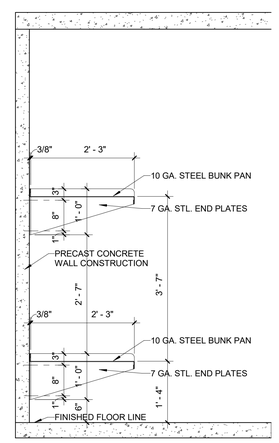

A3 (B-2W) - BUNK DOUBLE - SECTION
Scale: 3/4" = 1'-0"

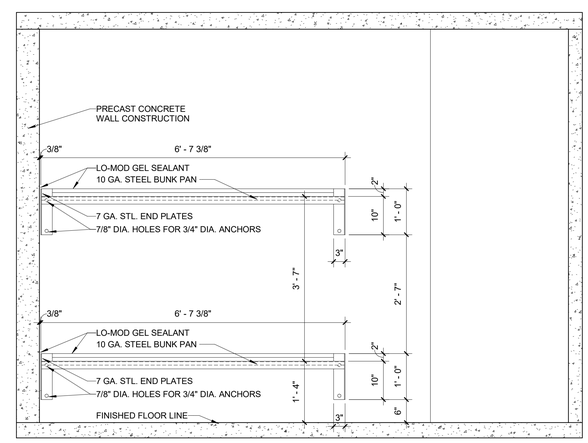

A2 (B-2W) - BUNK DOUBLE - ELEVATION
Scale: 3/4" = 1'-0"

Dewberry®
800 North Magnolia Ave. Suite 1000, Orlando, FL 32803-3251
t +1 407.843.5120
f +1 407.649.8664

Ajax
10365 Hood Road South Suite 203 Jacksonville, FL 32257
t +1 904-262-8660
f +1 904-262-8623

STATE OF FLORIDA
DEPARTMENT OF BUSINESS AND PROFESSIONAL REGULATION
BOARD OF ARCHITECTURE & INTERIOR DESIGN
THE ARCHITECT CORPORATION HEREBY IS CERTIFIED UNDER THE PROVISIONS OF CHAPTER 481, FLORIDA STATUTES
DEWBERRY ARCHITECTS INC
5 BRIDGE STATION ROAD
C/O CORPORATE CLAIMS GROUP
FAIRFAX VA 22033
LICENSE NUMBER: AAC001171
EXPIRATION DATE: FEBRUARY 28, 2021

Professional Seals

STATE OF FLORIDA
RICHARD G. NOVITSKY
07-24-20
AR99786
REGISTERED ARCHITECT

KEY PLAN

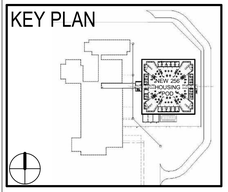

COLUMBIA COUNTY DETENTION FACILITY
389 NW Quinten St, Lake City, FL 32055

COLUMBIA COUNTY BOARD OF COUNTY COMMISSIONERS

SCALE As indicated

No.	Description	Date
	ISSUED FOR PERMIT	7-24-2020

REVISIONS

DRAWN BY	B WOODALL
APPROVED BY	R NOVITSKY
CHECKED BY	B HALL
DATE	JULY 24, 2020

TITLE
PRECAST CELL DETAILS

PROJECT NO. 50101397

QD-404
SHEET NO.

DESTROY AFTER USE

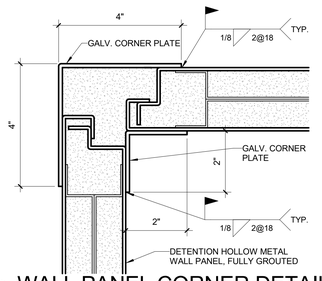

E6 WALL PANEL CORNER DETAIL
Scale: 6" = 1'-0" A4/QD-403

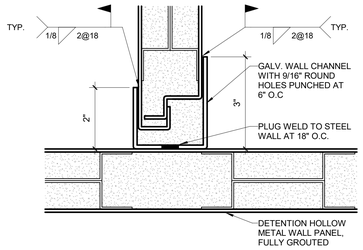

E5 WALL PANEL DETAIL
Scale: 6" = 1'-0"

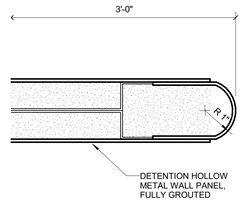

E4 WALL PANEL END DETAIL
Scale: 6" = 1'-0" A5/QD-401

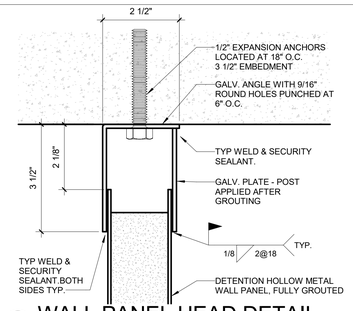

E3 WALL PANEL HEAD DETAIL
Scale: 6" = 1'-0"

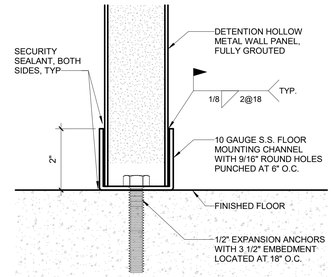

E2 WALL PANEL SILL DETAIL
Scale: 6" = 1'-0"

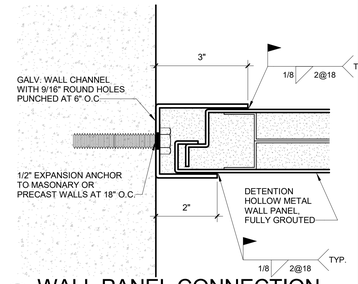

E1 WALL PANEL CONNECTION
Scale: 6" = 1'-0" A5/QD-401

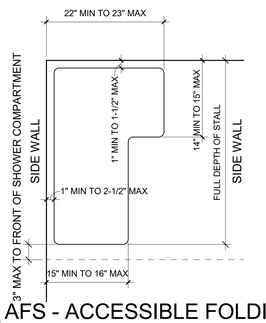

NOTE:

SHOWER SEAT MATERIALS, FASTENERS AND MOUNTING DEVICES TO SUPPORT MINIMUM 500 LB LOAD @ HOUSING, AND 250 LB LOAD @ OTHER LOCATIONS, PER 2010 ADAS SECTION 610.4.

REFER TO SPECIFICATIONS FOR ADDITIONAL LOADING REQUIREMENTS.

SEAT SHALL NOT EXTEND MORE THAN 6" FROM THE MOUNTING WALL WHEN FOLDED

PROVIDE SEAT EXTENSION FOR SHOWER STALLS OVER 36" DEEP

SEAT SURFACE TO BE 18" AFF

B5 AFS - ACCESSIBLE FOLDING SHOWER SEAT
Scale: 1" = 1'-0"



A5 (DGB_) - GRAB BAR SST W/ LIGATURE RESISTANT BOT. PLATE
Scale: 6" = 1'-0"

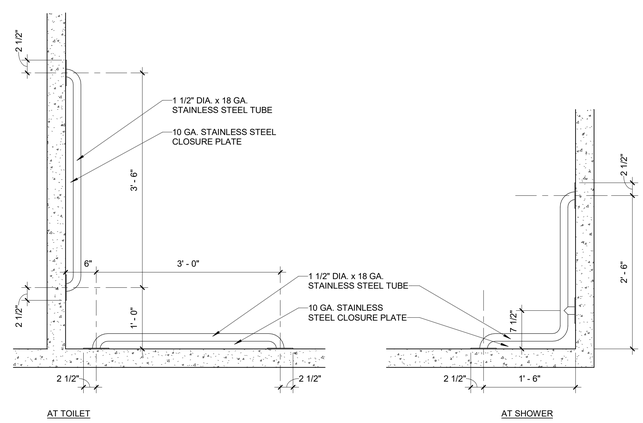

A3 (DGB_) - GRAB BAR
Scale: 1" = 1'-0"

PRECAST CONCRETE CELLS INFORMATION PROVIDED FOR REFERENCE AND COORDINATION PURPOSES ONLY.

Dewberry®
800 North Magnolia Ave.
Suite 1000, Orlando, FL 32803-3251
t +1 407.843.5120
f +1 407.649.8664

Ajax
10365 Hood Road South Suite 203
Jacksonville, FL 32257
t +1 904-262-8660
f +1 904-262-8623

STATE OF FLORIDA
DEPARTMENT OF BUSINESS AND PROFESSIONAL REGULATION
BOARD OF ARCHITECTURE & INTERIOR DESIGN
THE ARCHITECT CORPORATION HEREBY IS CERTIFIED UNDER THE PROVISIONS OF CHAPTER 481, FLORIDA STATUTES
DEWBERRY ARCHITECTS INC
2 BIRD ARCHITECTS BLVD
C/O CORPORATE LEGAL GROUP
EMBRY — NW 2201
LICENSE NUMBER: AA26001371
EXPIRATION DATE: FEBRUARY 28, 2021

Professional Seals

KEY PLAN

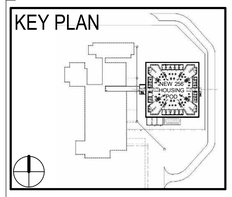

COLUMBIA COUNTY DETENTION FACILITY
389 NW Quinten St, Lake City, FL 32055

COLUMBIA COUNTY BOARD OF COUNTY COMMISSIONERS

SCALE As indicated

No.	Description	Date
	ISSUED FOR PERMIT	7-24-2020

REVISIONS

DRAWN BY	B WOODALL
APPROVED BY	R NOVITSKY
CHECKED BY	B HALL
DATE	JULY 24, 2020

TITLE

PRECAST CELL DETAILS

PROJECT NO. 50101397

QD-405

SHEET NO.

DESTROY AFTER USE

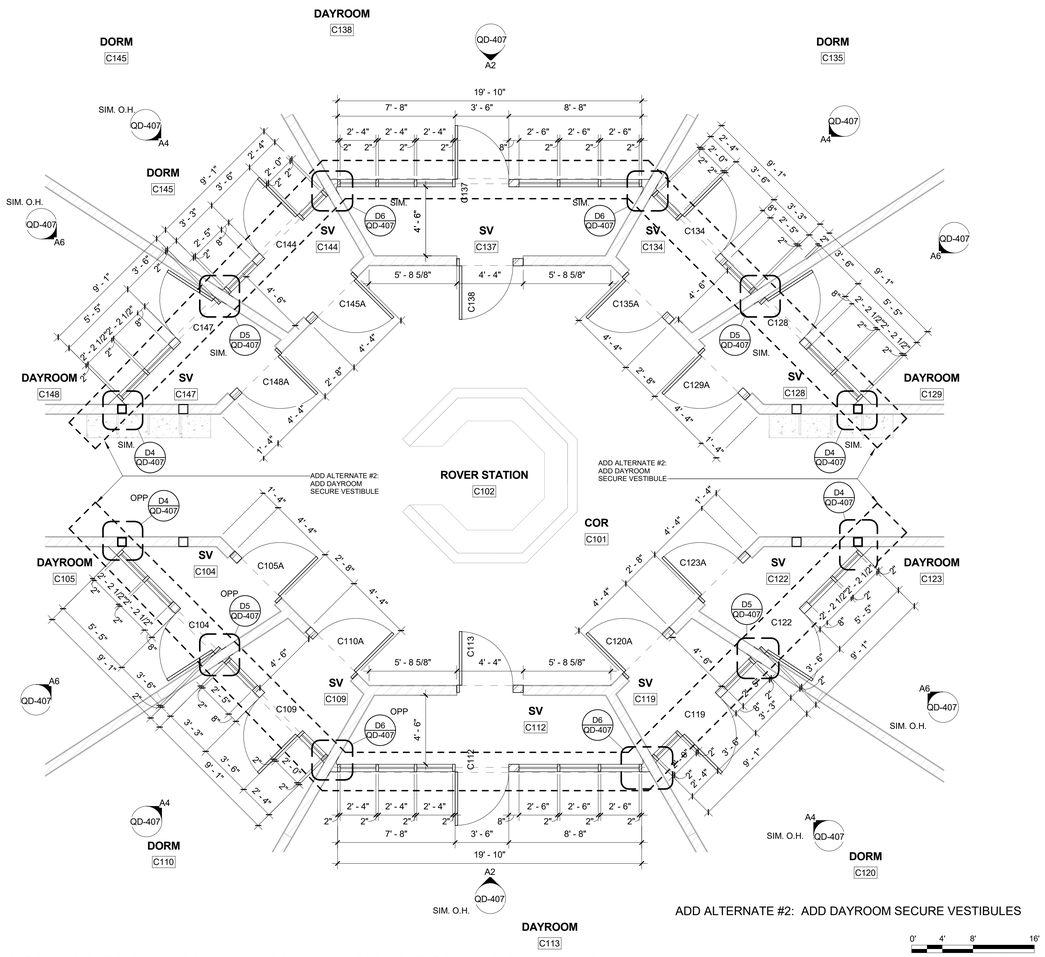

ADD ALTERNATE #2: ADD DAYROOM SECURE VESTIBULES

SCALE: 1/8" = 1' - 0"

C6 C6/ QD-406 SECURE VESTIBULE FIRST FLOOR - ADD ALT #2

Scale: 1/4" = 1'-0" A6/A-701

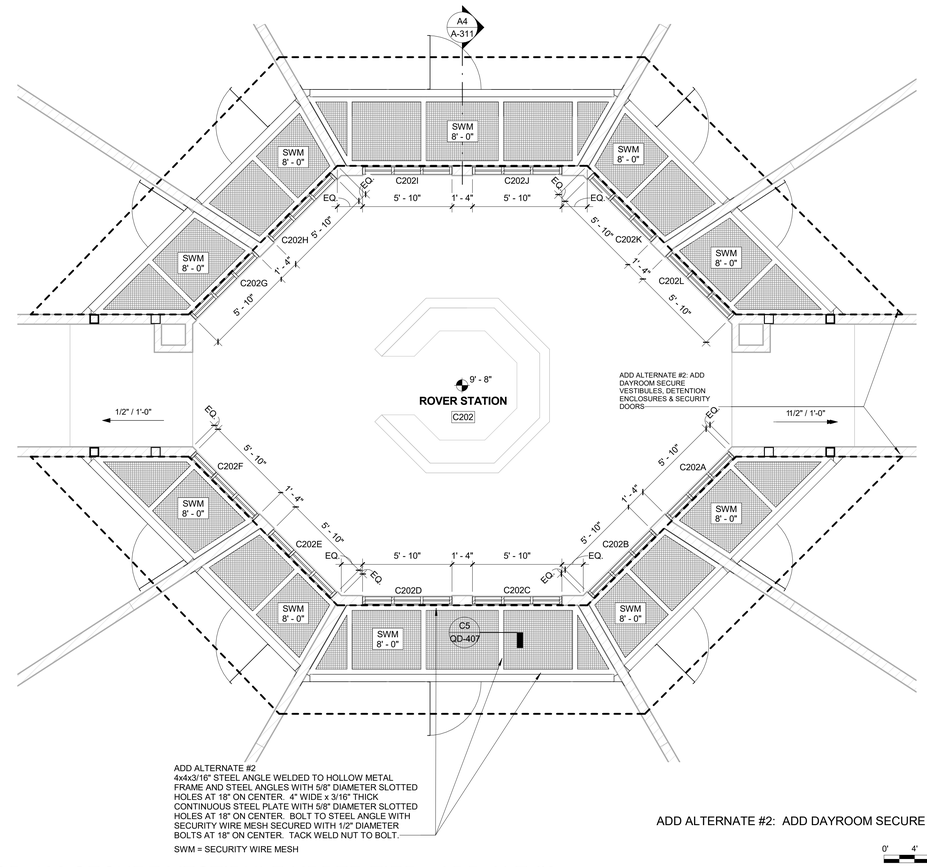

ADD ALTERNATE #2
4x4x3/16" STEEL ANGLE WELDED TO HOLLOW METAL FRAME AND STEEL ANGLES WITH 5/8" DIAMETER SLOTTED HOLES AT 18" ON CENTER. 4" WIDE x 3/16" THICK CONTINUOUS STEEL PLATE WITH 5/8" DIAMETER SLOTTED HOLES AT 18" ON CENTER. BOLT TO STEEL ANGLE WITH SECURITY WIRE MESH SECURED WITH 1/2" DIAMETER BOLTS AT 18" ON CENTER. TACK WELD NUT TO BOLT.

SWM = SECURITY WIRE MESH

ADD ALTERNATE #2: ADD DAYROOM SECURE VESTIBULES

SCALE: 1/8" = 1' - 0"

C3 C3/ QD-406 SECURE VESTIBULE UPPER TIER - ADD ALT #2

Scale: 1/4" = 1'-0" A6/QD-121



SCALE: 1/4" = 1' - 0"

A6 DETENTION CONNECTING CORRIDOR

Scale: 1/4" = 1'-0"

Dewberry
800 North Magnolia Ave.
Suite 1000, Orlando, FL
32803-3251
t +1 407.843.5120
f +1 407.649.8664

Ajax
10365 Hood Road South Suite 203
Jacksonville, FL 32257
t +1 904-262-8660
f +1 904-262-8623

STATE OF FLORIDA
DEPARTMENT OF BUSINESS AND PROFESSIONAL REGULATION
BOARD OF ARCHITECTURE & INTERIOR DESIGN
THE ARCHITECT CORPORATION HEREBY IS CERTIFIED UNDER THE PROVISIONS OF CHAPTER 481, FLORIDA STATUTES
DEWBERRY ARCHITECTS INC
5 BIRD BANDITION BLVD
C/O CORPORATE LEGAL GROUP
FAIRFAX VA 22033
LICENSE NUMBER: AA26001371
EXPIRATION DATE: FEBRUARY 28, 2021

Professional Seals

STATE OF FLORIDA
RICHARD G. NOVITSKY
07-24-20
AR99786
REGISTERED ARCHITECT

KEY PLAN

COLUMBIA COUNTY DETENTION FACILITY
389 NW Quinten St, Lake City, FL 32055

COLUMBIA COUNTY BOARD OF COUNTY COMMISSIONERS

SCALE 1/4" = 1'-0"

No.	Description	Date
	ISSUED FOR PERMIT	7-24-2020

REVISIONS

DRAWN BY	B WOODALL
APPROVED BY	R NOVITSKY
CHECKED BY	B HALL
DATE	JULY 24, 2020

TITLE

DETENTION LARGE SCALE PLANS

PROJECT NO. 50101397

QD-406

SHEET NO.

DESTROY AFTER USE

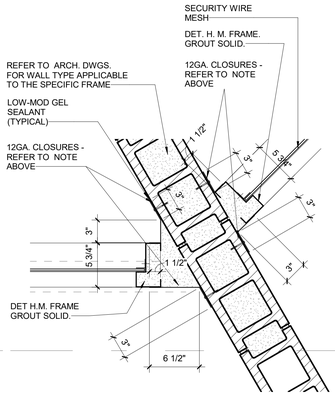

D6 JAMB DETAIL
Scale: 1 1/2" = 1'-0" C6/QD-406

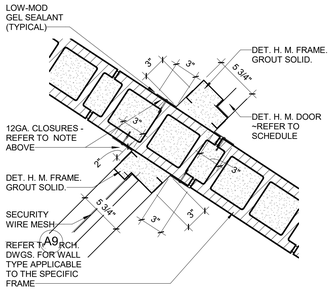

D5 JAMB DETAIL
Scale: 1 1/2" = 1'-0" C6/QD-406

12 GAUGE CLOSURE NOTE:

12 GA. CLOSURES SHOWN SHALL BE CONTINUOUS FROM TOP TO BOTTOM OF FRAME. THE CLOSURE SHALL BE SIZED TO OVERLAP THE FRAME FACE 1 1/2", CLAMPED IN PLACE AND PLUG WELDED TO EACH FRAME SECTION THRU 1/2" DIA. HOLES @ 4'-0" O.C. VERTICALLY. THE WELDS SHALL BE GROUND SMOOTH AND FILLED WITH EPOXY FILLER. THE LAP JOINT SHALL BE FILLETED WITH EPOXY FILLER. ATTACH CLOSURES WITH TORX #10 x 2" BUTTON HEAD - SELF TAPPING SECURITY SCREWS AT 12" O.C.. TOP OF CLOSURE SHALL BE ENCLOSED WITH A 12 GA. STEEL TOP - WELDED TO CLOSURE PLATE AND FRAME. FILL ALL VOIDS SOLID WITH MORTAR.

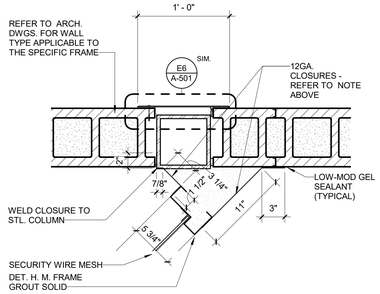

D4 JAMB DETAIL
Scale: 1 1/2" = 1'-0" C6/QD-406

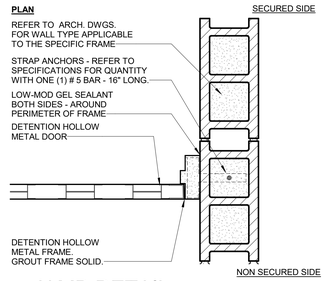

D3 JAMB DETAIL
Scale: 1 1/2" = 1'-0"

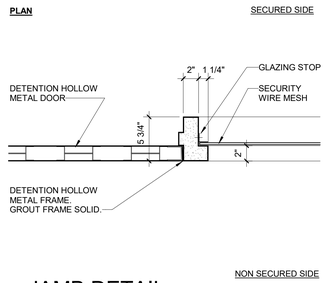

D2 JAMB DETAIL
Scale: 1 1/2" = 1'-0" A2/QD-407

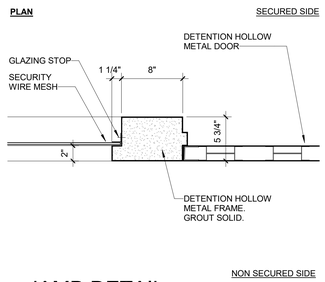

D1 JAMB DETAIL
Scale: 1 1/2" = 1'-0" A2/QD-407

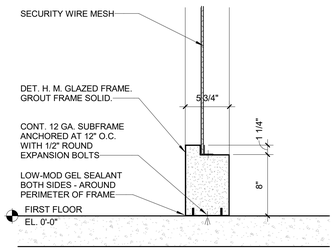

C6 SILL DETAIL
Scale: 1 1/2" = 1'-0" A2/QD-407

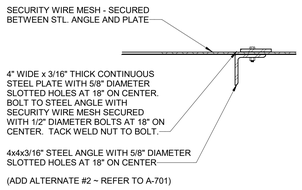

C5 ANGLE CONNECTION DETAIL
Scale: 1 1/2" = 1'-0" A3/A-701

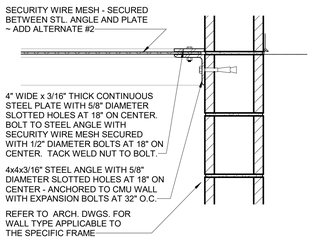

C4 WALL CONNECTION DETAIL
Scale: 1 1/2" = 1'-0" C1/QD-407

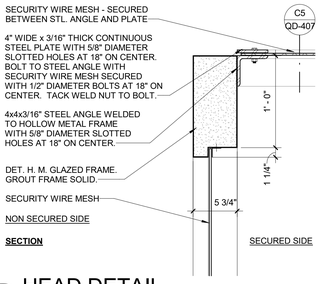

C3 HEAD DETAIL
Scale: 1 1/2" = 1'-0" A2/QD-407

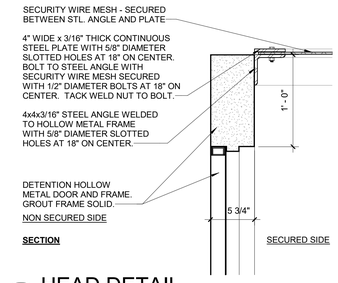

C2 HEAD DETAIL
Scale: 1 1/2" = 1'-0" A2/QD-407

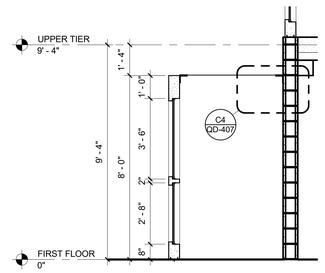

C1 SECTION AT SECURE VESTIBULE
Scale: 3/8" = 1'-0" A4/A-311

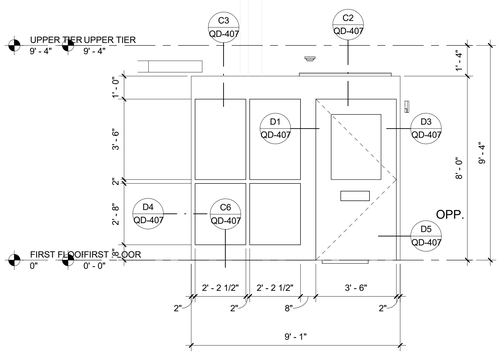

ADD ALTERNATE #2: ADD DAYROOM SECURE VESTIBULES

A6 ELEVATION - DAYROOM C129
Scale: 3/8" = 1'-0" C6/QD-406

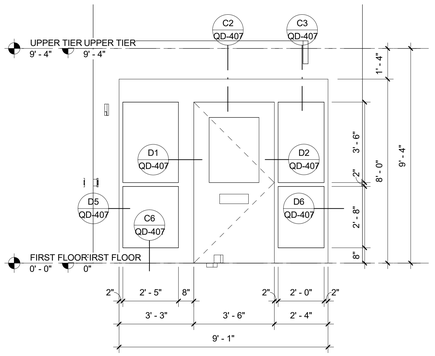

ADD ALTERNATE #2: ADD DAYROOM SECURE VESTIBULES

A4 ELEVATION - DORM C135
Scale: 3/8" = 1'-0" C6/QD-406

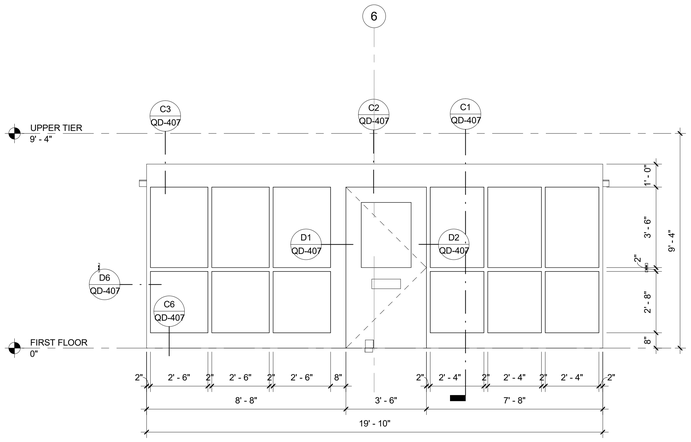

ADD ALTERNATE #2: ADD DAYROOM SECURE VESTIBULES

A2 ELEVATION - DAYROOM C138
Scale: 3/8" = 1'-0" C6/QD-406

Dewberry
800 North Magnolia Ave.
Suite 1000, Orlando, FL 32803-3251
t +1 407.843.5120
f +1 407.649.8664

Ajax
10365 Hood Road South Suite 203
Jacksonville, FL 32257
t +1 904-262-8660
f +1 904-262-8623

STATE OF FLORIDA
DEPARTMENT OF BUSINESS AND PROFESSIONAL REGULATION
BOARD OF ARCHITECTURE & INTERIOR DESIGN
THE ARCHITECT CORPORATION HEREBY IS CERTIFIED UNDER THE PROVISIONS OF CHAPTER 481, FLORIDA STATUTES
DEWBERRY ARCHITECTS INC
LICENSE NUMBER: AA26001371
EXPIRATION DATE: FEBRUARY 28, 2021

Professional Seals

STATE OF FLORIDA
RICHARD G. NOVITSKY
07-24-20
AR99786
REGISTERED ARCHITECT

KEY PLAN

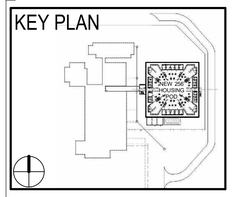

COLUMBIA COUNTY DETENTION FACILITY
389 NW Quinten St, Lake City, FL 32055

COLUMBIA COUNTY BOARD OF COUNTY COMMISSIONERS

SCALE As indicated

No.	Description	Date
	ISSUED FOR PERMIT	7-24-2020

REVISIONS

DRAWN BY	B WOODALL
APPROVED BY	R NOVITSKY
CHECKED BY	B HALL
DATE	JULY 24, 2020

TITLE
DETENTION SECURED VESTIBULE - ADD ALTERNATE #2

PROJECT NO. 50101397

QD-407
SHEET NO.

DESTROY AFTER USE

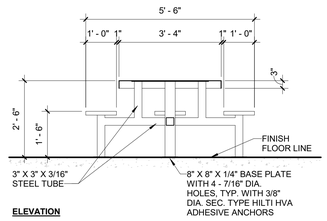

C5 (TP4A) 4 MAN TABLE ELEVATION
Scale: 1/2" = 1'-0" C3/QD-501

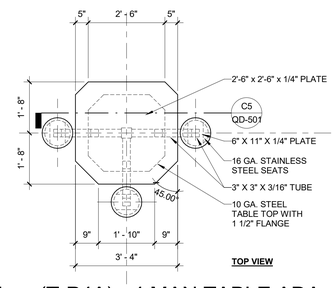

C4 (T-P4A) - 4 MAN TABLE ADA
Scale: 1/2" = 1'-0"

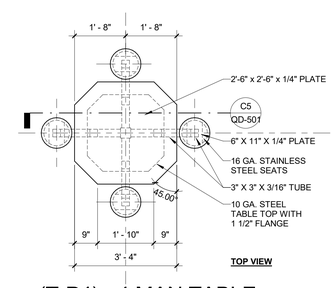

C3 (T-P4) - 4 MAN TABLE
Scale: 1/2" = 1'-0"

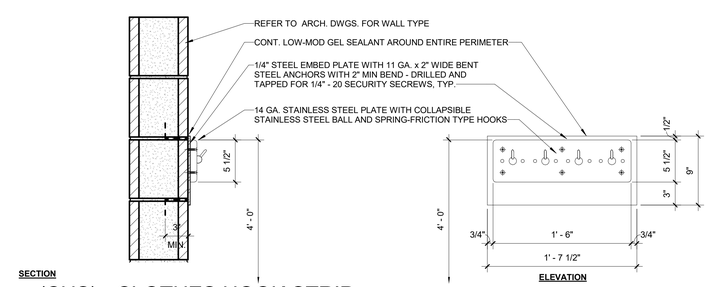

C2 (CHS) - CLOTHES HOOK STRIP
Scale: 1 1/2" = 1'-0"

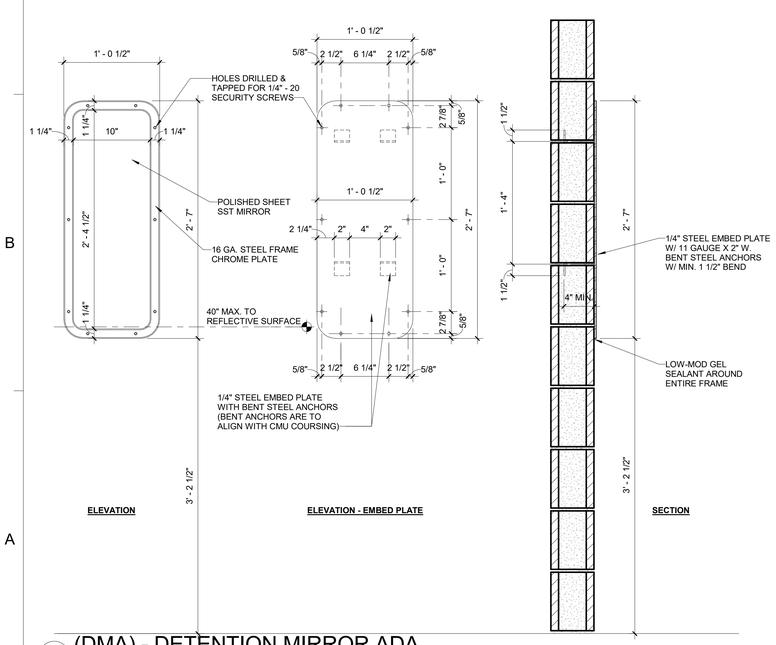

A6 (DMA) - DETENTION MIRROR ADA
Scale: 1 1/2" = 1'-0"

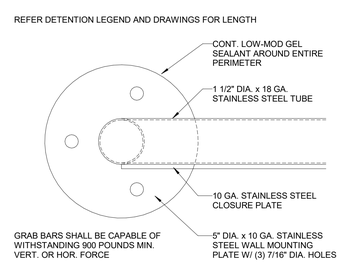

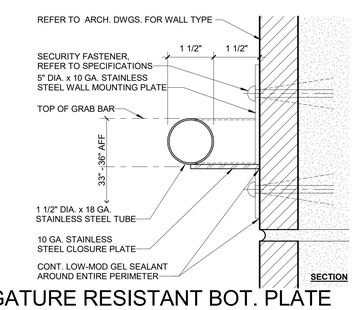

B4 (DGB_) - GRAB BAR SST W/ LIGATURE RESISTANT BOT. PLATE
Scale: 6" = 1'-0"

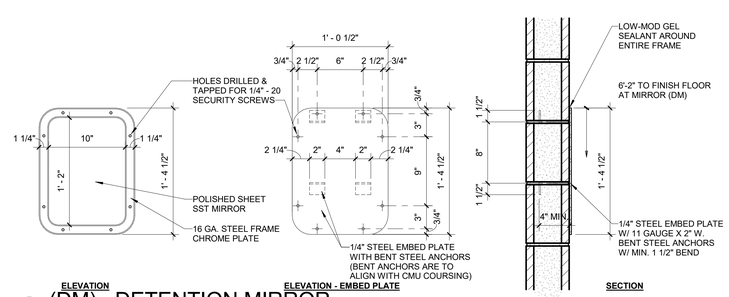

A4 (DM) - DETENTION MIRROR
Scale: 1 1/2" = 1'-0"

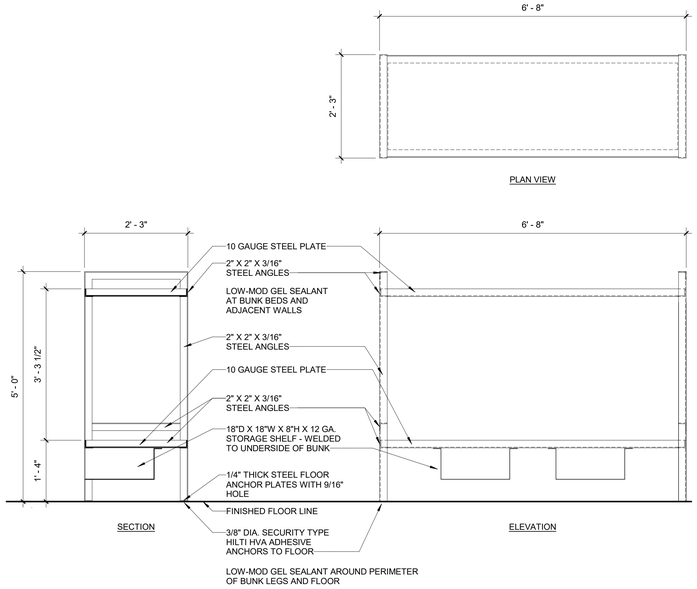

A2 (B-2F) - BUNK - DOUBLE - METAL FLOOR MOUNTED
Scale: 3/4" = 1'-0"

Dewberry
800 North Magnolia Ave.
Suite 1000, Orlando, FL
32803-3251
t +1 407.843.5120
f +1 407.649.8664

Ajax
10365 Hood Road South Suite 203
Jacksonville, FL 32257
t +1 904-262-8660
f +1 904-262-8623

STATE OF FLORIDA
DEPARTMENT OF BUSINESS AND PROFESSIONAL REGULATION
BOARD OF ARCHITECTURE & INTERIOR DESIGN
THE ARCHITECT CORPORATION HEREBY IS CERTIFIED UNDER THE PROVISIONS OF CHAPTER 481, FLORIDA STATUTES
DEWBERRY ARCHITECTS INC
5360 ARLINGTON EXPY
JACKSONVILLE — FLORIDA — 32205
LICENSE NUMBER: AAC000137I
EXPIRATION DATE: FEBRUARY 28, 2021

Professional Seals



KEY PLAN

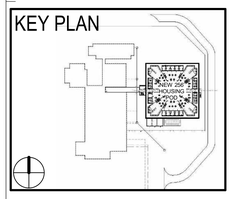

COLUMBIA COUNTY DETENTION FACILITY
389 NW Quinten St, Lake City, FL 32055

COLUMBIA COUNTY BOARD OF COUNTY COMMISSIONERS

SCALE As indicated

No.	Description	Date
	ISSUED FOR PERMIT	7-24-2020

REVISIONS

DRAWN BY	B WOODALL
APPROVED BY	R NOVITSKY
CHECKED BY	B HALL
DATE	JULY 24, 2020

TITLE

DETENTION EQUIPMENT AND FURNISHINGS

PROJECT NO. 50101397

QD-501

SHEET NO.

DESTROY AFTER USE

DOOR SCHEDULE - DETENTION - BID PACK 1

DOOR NUMBER	DOOR TYPE	DOOR LEAF QTY	DOOR SIZE WIDTH	DOOR SIZE HEIGHT	DOOR SIZE THICKNESS	DOOR MATERIAL	DOOR GLAZING	DOOR FINISH	FRAME TYPE	FRAME MATERIAL	FRAME GLAZING	DETAILS SIDELITE WIDTH	DETAILS SIDELITE WIDTH 2	DETAILS FINISH	DETAILS HEAD	DETAILS JAMB	DETAILS SILL	FIRE LABEL	HARDWARE	COMMENTS	DOOR NUMBER
FIRST FLOOR																					
C106	HGP	1	3' - 0"	7' - 0"	2"	DHM	SG-6D	PNT	DFT4	DHM	SG-6D	2' - 4"		PNT	D4&D5/QD-607	D6,E1&E3/QD-607	C1/QD-607	----	DH04	D2	C106
C107	HGP	1	3' - 0"	7' - 0"	2"	DHM	SG-6D	PNT	DFT4	DHM	SG-6D	3' - 2"		PNT	D4&D5/QD-607	D6,E1&E4/QD-607	C1/QD-607	----	DH04	D2	C107
C114	HGP	1	3' - 0"	7' - 0"	2"	DHM	SG-6D	PNT	DFT6	DHM	SG-6D	3' - 2"	2' - 8"	PNT	D4&D5/QD-607	D6,E1&E2/QD-607	C1/QD-607	----	DH04	D2	C114
C115	HGP	1	3' - 0"	7' - 0"	2"	DHM	SG-6D	PNT	DFT6	DHM	SG-6D	3' - 2"	2' - 8"	PNT	D4&D5/QD-607	D6,E1&E2/QD-607	C1/QD-607	----	DH04	D2	C115
C116	HGP	1	3' - 0"	7' - 0"	2"	DHM	SG-6D	PNT	DFT6	DHM	SG-6D	3' - 2"	2' - 8"	PNT	D4&D5/QD-607	D6,E1&E2/QD-607	C1/QD-607	----	DH04	D2	C116
C117	HGP	1	3' - 0"	7' - 0"	2"	DHM	SG-6D	PNT	DFT6	DHM	SG-6D	3' - 2"	2' - 8"	PNT	D4&D5/QD-607	D6,E1&E2/QD-607	C1/QD-607	----	DH04	D2	C117
C118	HGP	1	3' - 0"	7' - 0"	2"	DHM	SG-6D	PNT	DFT6	DHM	SG-6D	3' - 2"	2' - 8"	PNT	D4&D5/QD-607	D6,E1&E2/QD-607	C1/QD-607	----	DH04	D2	C118
C124	HGP	1	3' - 0"	7' - 0"	2"	DHM	SG-6D	PNT	DFT5	DHM	SG-6D	2' - 8"		PNT	B1/QD-607	B3&C2/QD-607	C3/QD-607	----	DH10	D3	C124
C125	HGP	1	3' - 0"	7' - 0"	2"	DHM	SG-6D	PNT	DFT5	DHM	SG-6D	2' - 8"		PNT	B1/QD-607	B3&C2/QD-607	C3/QD-607	----	DH10	D3	C125
C126	HGP	1	3' - 0"	7' - 0"	2"	DHM	SG-6D	PNT	DFT5	DHM	SG-6D	2' - 8"		PNT	B1/QD-607	B5/QD-607	C3/QD-607	----	DH10	D3	C126
C127	HGP	1	3' - 0"	7' - 0"	2"	DHM	SG-6D	PNT	DFT5	DHM	SG-6D	2' - 8"		PNT	B1/QD-607	B5/QD-607	C3/QD-607	----	DH10	D3	C127
C130	HGP	1	3' - 0"	7' - 0"	2"	DHM	SG-6D	PNT	DFT5	DHM	SG-6D	2' - 8"		PNT	B1/QD-607	B3&C2/QD-607	C3/QD-607	----	DH10	D3	C130
C131	HGP	1	3' - 0"	7' - 0"	2"	DHM	SG-6D	PNT	DFT5	DHM	SG-6D	2' - 8"		PNT	B1/QD-607	B3&C2/QD-607	C3/QD-607	----	DH10	D3	C131
C132	HGP	1	3' - 0"	7' - 0"	2"	DHM	SG-6D	PNT	DFT5	DHM	SG-6D	2' - 8"		PNT	B1/QD-607	B5/QD-607	C3/QD-607	----	DH10	D3	C132
C133	HGP	1	3' - 0"	7' - 0"	2"	DHM	SG-6D	PNT	DFT5	DHM	SG-6D	2' - 8"		PNT	B1/QD-607	B5/QD-607	C3/QD-607	----	DH10	D3	C133
C139	HGP	1	3' - 0"	7' - 0"	2"	DHM	SG-6D	PNT	DFT6	DHM	SG-6D	3' - 2"	2' - 8"	PNT	D4&D5/QD-607	D6,E1&E2/QD-607	C1/QD-607	----	DH04	D2	C139
C140	HGP	1	3' - 0"	7' - 0"	2"	DHM	SG-6D	PNT	DFT6	DHM	SG-6D	3' - 2"	2' - 8"	PNT	D4&D5/QD-607	D6,E1&E2/QD-607	C1/QD-607	----	DH04	D2	C140
C141	HGP	1	3' - 0"	7' - 0"	2"	DHM	SG-6D	PNT	DFT6	DHM	SG-6D	3' - 2"	2' - 8"	PNT	D4&D5/QD-607	D6,E1&E2/QD-607	C1/QD-607	----	DH04	D2	C141
C142	HGP	1	3' - 0"	7' - 0"	2"	DHM	SG-6D	PNT	DFT6	DHM	SG-6D	3' - 2"	2' - 8"	PNT	D4&D5/QD-607	D6,E1&E2/QD-607	C1/QD-607	----	DH04	D2	C142
C143	HGP	1	3' - 0"	7' - 0"	2"	DHM	SG-6D	PNT	DFT6	DHM	SG-6D	3' - 2"	2' - 8"	PNT	D4&D5/QD-607	D6,E1&E2/QD-607	C1/QD-607	----	DH04	D2	C143
C149	HGP	1	3' - 0"	7' - 0"	2"	DHM	SG-6D	PNT	DFT5	DHM	SG-6D	2' - 8"		PNT	B1/QD-607	B3&C2/QD-607	C3/QD-607	----	DH10	D3	C149
C150	HGP	1	3' - 0"	7' - 0"	2"	DHM	SG-6D	PNT	DFT5	DHM	SG-6D	2' - 8"		PNT	B1/QD-607	B3&C2/QD-607	C3/QD-607	----	DH10	D3	C150
C151	HGP	1	3' - 0"	7' - 0"	2"	DHM	SG-6D	PNT	DFT5	DHM	SG-6D	2' - 8"		PNT	B1/QD-607	B5/QD-607	C3/QD-607	----	DH10	D3	C151
C152	HGP	1	3' - 0"	7' - 0"	2"	DHM	SG-6D	PNT	DFT5	DHM	SG-6D	2' - 8"		PNT	B1/QD-607	B5/QD-607	C3/QD-607	----	DH10	D3	C152
UPPER TIER																					
C209	HGP	1	3' - 0"	7' - 0"	2"	DHM	SG-6D	PNT	DFT4	DHM	SG-6D	3' - 2"		PNT	D4&D5/QD-607	D6,E1&E4/QD-607	C1/QD-607	----	DH04	D2	C209
C210	HGP	1	3' - 0"	7' - 0"	2"	DHM	SG-6D	PNT	DFT4	DHM	SG-6D	3' - 2"		PNT	D4&D5/QD-607	D6,E1&E4/QD-607	C1/QD-607	----	DH04	D2	C210
C213	HGP	1	3' - 0"	7' - 0"	2"	DHM	SG-6D	PNT	DFT6	DHM	SG-6D	3' - 2"	2' - 8"	PNT	D4&D5/QD-607	D6,E1&E2/QD-607	C1/QD-607	----	DH04	D2	C213
C214	HGP	1	3' - 0"	7' - 0"	2"	DHM	SG-6D	PNT	DFT6	DHM	SG-6D	3' - 2"	2' - 8"	PNT	D4&D5/QD-607	D6,E1&E2/QD-607	C1/QD-607	----	DH04	D2	C214
C215	HGP	1	3' - 0"	7' - 0"	2"	DHM	SG-6D	PNT	DFT6	DHM	SG-6D	3' - 2"	2' - 8"	PNT	D4&D5/QD-607	D6,E1&E2/QD-607	C1/QD-607	----	DH04	D2	C215
C216	HGP	1	3' - 0"	7' - 0"	2"	DHM	SG-6D	PNT	DFT6	DHM	SG-6D	3' - 2"	2' - 8"	PNT	D4&D5/QD-607	D6,E1&E2/QD-607	C1/QD-607	----	DH04	D2	C216
C217	HGP	1	3' - 0"	7' - 0"	2"	DHM	SG-6D	PNT	DFT6	DHM	SG-6D	3' - 2"	2' - 8"	PNT	D4&D5/QD-607	D6,E1&E2/QD-607	C1/QD-607	----	DH04	D2	C217
C220	HGP	1	3' - 0"	7' - 0"	2"	DHM	SG-6D	PNT	DFT5	DHM	SG-6D	2' - 8"		PNT	A6/QD-607	B3&C2/QD-607	C3/QD-607	----	DH10	D3	C220
C221	HGP	1	3' - 0"	7' - 0"	2"	DHM	SG-6D	PNT	DFT5	DHM	SG-6D	2' - 8"		PNT	A6/QD-607	B3&C2/QD-607	C3/QD-607	----	DH10	D3	C221
C222	HGP	1	3' - 0"	7' - 0"	2"	DHM	SG-6D	PNT	DFT5	DHM	SG-6D	2' - 8"		PNT	A6/QD-607	B3&C2/QD-607	C3/QD-607	----	DH10	D3	C222
C223	HGP	1	3' - 0"	7' - 0"	2"	DHM	SG-6D	PNT	DFT5	DHM	SG-6D	2' - 8"		PNT	A6/QD-607	B3&C2/QD-607	C3/QD-607	----	DH10	D3	C223
C224	HGP	1	3' - 0"	7' - 0"	2"	DHM	SG-6D	PNT	DFT5	DHM	SG-6D	2' - 8"		PNT	A6/QD-607	B3&C2/QD-607	C3/QD-607	----	DH10	D3	C224
C225	HGP	1	3' - 0"	7' - 0"	2"	DHM	SG-6D	PNT	DFT5	DHM	SG-6D	2' - 8"		PNT	A6/QD-607	B3&C2/QD-607	C3/QD-607	----	DH10	D3	C225
C226	HGP	1	3' - 0"	7' - 0"	2"	DHM	SG-6D	PNT	DFT5	DHM	SG-6D	2' - 8"		PNT	A6/QD-607	B3&C2/QD-607	C3/QD-607	----	DH10	D3	C226
C227	HGP	1	3' - 0"	7' - 0"	2"	DHM	SG-6D	PNT	DFT5	DHM	SG-6D	2' - 8"		PNT	A6/QD-607	B3&C2/QD-607	C3/QD-607	----	DH10	D3	C227
C230	HGP	1	3' - 0"	7' - 0"	2"	DHM	SG-6D	PNT	DFT6	DHM	SG-6D	3' - 2"	2' - 8"	PNT	D4&D5/QD-607	D6,E1&E2/QD-607	C1/QD-607	----	DH04	D2	C230
C231	HGP	1	3' - 0"	7' - 0"	2"	DHM	SG-6D	PNT	DFT6	DHM	SG-6D	3' - 2"	2' - 8"	PNT	D4&D5/QD-607	D6,E1&E2/QD-607	C1/QD-607	----	DH04	D2	C231
C232	HGP	1	3' - 0"	7' - 0"	2"	DHM	SG-6D	PNT	DFT6	DHM	SG-6D	3' - 2"	2' - 8"	PNT	D4&D5/QD-607	D6,E1&E2/QD-607	C1/QD-607	----	DH04	D2	C232
C233	HGP	1	3' - 0"	7' - 0"	2"	DHM	SG-6D	PNT	DFT6	DHM	SG-6D	3' - 2"	2' - 8"	PNT	D4&D5/QD-607	D6,E1&E2/QD-607	C1/QD-607	----	DH04	D2	C233
C234	HGP	1	3' - 0"	7' - 0"	2"	DHM	SG-6D	PNT	DFT6	DHM	SG-6D	3' - 2"	2' - 8"	PNT	D4&D5/QD-607	D6,E1&E2/QD-607	C1/QD-607	----	DH04	D2	C234
C237	HGP	1	3' - 0"	7' - 0"	2"	DHM	SG-6D	PNT	DFT5	DHM	SG-6D	2' - 8"		PNT	A6/QD-607	B3&C2/QD-607	C3/QD-607	----	DH10	D3	C237
C238	HGP	1	3' - 0"	7' - 0"	2"	DHM	SG-6D	PNT	DFT5	DHM	SG-6D	2' - 8"		PNT	A6/QD-607	B3&C2/QD-607	C3/QD-607	----	DH10	D3	C238
C239	HGP	1	3' - 0"	7' - 0"	2"	DHM	SG-6D	PNT	DFT5	DHM	SG-6D	2' - 8"		PNT	A6/QD-607	B3&C2/QD-607	C3/QD-607	----	DH10	D3	C239
C240	HGP	1	3' - 0"	7' - 0"	2"	DHM	SG-6D	PNT	DFT5	DHM	SG-6D	2' - 8"		PNT	A6/QD-607	B3&C2/QD-607	C3/QD-607	----	DH10	D3	C240

DETENTION FRAME NOTES

1. ALL FRAMES SHALL BE GROUTED FULL.
2. ALL DETENTION DOOR GLAZING SHALL BE FIXED.
3. ALL DETENTION FRAME FACE DIMENSIONS SHALL BE 2" UNLESS OTHERWISE INDICATED.
4. ALL DETENTION FRAME WIDTHS SHALL BE 5 3/4" UNLESS OTHERWISE INDICATED.
5. DETENTION EQUIPMENT CONTRACTOR SHALL VERIFY ALL DIMENSIONS AND MOUNTING CONDITIONS PRIOR TO INSTALLATION OF DETENTION HOLLOW METAL.
6. DETENTION GLAZED FRAME NUMBERS LOCATED ON THE FLOOR PLANS INDICATE THE SIDE OF THE FRAME THE REMOVABLE GLAZING STOPS ARE TO BE LOCATED.
7. DETENTION GLAZED FRAMES ARE SHOWN IN ELEVATION WITH REMOVABLE GLAZING STOPS LOCATED ON THE SECURED / (NON-INMATE) SIDE.
8. DETENTION HOLLOW METAL MANUFACTURER TO VERIFY ACTUAL OVERALL GLAZING THICKNESS PRIOR TO PREDRILLING FOR GLAZING STOPS.
9. PROVIDE SECURITY SEALANT AT PERIMETER OF ALL DETENTION DOOR AND WINDOW FRAMES, INCLUDING THE BASE OF DOOR FRAMES OVER CONCRETE SLABS, REFERENCE SPECIFICATION SECTION 07 92 23.
10. REFERENCE ARCHITECTURAL DRAWINGS TO VERIFY ALL WALL TYPES AND LINTEL SIZE.
11. REFERENCE DETENTION DOOR SCHEDULE FOR DOOR SIZES.
12. REFERENCE DETENTION FRAME TYPES, ELEVATIONS AND FRAME PROFILES.
13. REFERENCE SECURITY GLAZING SCHEDULE FOR GLAZING TYPES, INDICATED BY A "SG " NUMBER.
14. REFERENCE SHEET QD-606 FOR DETENTION DOOR FRAME TYPES AND SHEET QD610 FOR DETENTION GLAZED FRAME TYPES.
15. REFERENCE SHEET QD-608 FOR TYPICAL FRAME DETAILS.
16. REFERENCE SPECIFICATION SECTION 11 19 13 FOR DETENTION HOLLOW METAL DOORS AND FRAMES.
17. REFERENCE SPECIFICATION SECTION 11 19 23 FOR DETENTION DOOR HARDWARE.
18. REFERENCE SPECIFICATION SECTION 11 19 33 FOR SECURITY GLAZING.
19. REFERENCE STRUCTURAL S-SERIES SHEETS FOR CMU JAMB AND LINTEL INFORMATION AT DOOR & WINDOW OPENINGS.
20. REFERENCE TT SERIES & TY SERIES SHEETS FOR INTERCOMS & SECURITY ELECTRONICS IN DETENTION FRAMES.

DETENTION GLAZING SCHEDULE

LAMINATED POLYCARBONATE SECURITY GLAZING
~ REFER TO 11 19 33 (SECTION 2.3).

SG-5C **3/4 INCH** LAMINATED POLYCARBONATE, WITH MAR-RESISTANT COATING.
FORCED ENTRY SECURITY GRADE 1

GLASS-CLAD POLYCARBONATE SECURITY GLAZING
~ REFER TO 11 19 33 (SECTION 2.4).

SG-6D **13/16 INCH** CLEAR GLASS CLAD POLYCARBONATE
FORCED ENTRY SECURITY GRADE 2

SG-6F **1 INCH** CLEAR GLASS CLAD POLYCARBONATE
FORCED ENTRY SECURITY GRADE 1

FIRE RATED GLASS-CLAD POLYCARBONATE SECURITY GLAZING
~ REFER TO 11 19 33 (SECTION 2.5).

SG-7G **15/16 INCH** FIRE RATED CLEAR GLASS CLAD POLYCARBONATE
FORCED ENTRY SECURITY GRADE 2

SG-7H **15/16 INCH** FIRE RATED CLEAR GLASS CLAD POLYCARBONATE
FORCED ENTRY SECURITY GRADE 2 - WITH TINTING FILM

ALL FIRE RATED GLAZING SHALL COMPLY WITH THE ACCEPTABLE CRITERIA OF NFPA 252 OR U.L. 10B OR U.L. 10C.

DETENTION HOLLOW METAL DOOR SCHEDULE ABBREVIATIONS

DHM - DETENTION HOLLOW METAL

PNT - PAINT

SWM - SECURITY WIRE MESH

DOOR COMMENTS - ARCHITECTURAL / DETENTION

REMARK NO.	REMARK
A1	CHASE DOOR - 8" AFF - FOUR SIDED FRAME
A2	ELECTROMAGNETIC DOOR HOLDER TO BE CONNECTED TO THE FIRE ALARM / DETECTION SYSTEM.
D1	DOOR AND FRAME TO BE SMOKE TIGHT.
D2	CELL SWING DOOR FRAME, DOOR, GLAZING AND HINGES BY PRECAST CONCRETE MODULAR CELL MANUFACTURER. REMAINING DETENTION HARDWARE BY DETENTION EQUIPMENT CONTRACTOR. THE PART OF THE DOOR ASSEMBLY THAT IS NOT EXPOSED TO THE INSIDE OF THE CELL SHALL BE PAINTED.
D3	CELL SLIDING DOOR FRAME AND FRAME GLAZING BY PRECAST CONCRETE MODULAR CELL MANUFACTURER. CELL SLIDER DOOR AND DETENTION HARDWARE BY DETENTION EQUIPMENT CONTRACTOR. THE PART OF THE DOOR ASSEMBLY THAT IS NOT EXPOSED TO THE INSIDE OF THE CELL SHALL BE PAINTED.
D4	DOOR, FRAME, HARDWARE AND SECURITY WIRE MESH ARE PART OF ALTERNATE BID #2. DOOR IS NOT TO HAVE FOOD PASS SHUTTER.

PRECAST CONCRETE CELLS INFORMATION PROVIDED FOR REFERENCE AND COORDINATION PURPOSES ONLY.

Dewberry
800 North Magnolia Ave.
Suite 1000, Orlando, FL
32803-3251
t +1 407.843.5120
f +1 407.649.8664

Ajax
10365 Hood Road South Suite 203
Jacksonville, Fl 32257
t +1 904-262-8660
f +1 904-262-8623

STATE OF FLORIDA
DEPARTMENT OF BUSINESS AND PROFESSIONAL REGULATION
BOARD OF ARCHITECTURE & INTERIOR DESIGN
THE ARCHITECT CORPORATION HEREBY CERTIFIED UNDER THE PROVISIONS OF CHAPTER 481, FLORIDA STATUTES
DEWBERRY ARCHITECTS INC
5860 BRYAN DOMAN BLVD
C/O CORPORATE LEGAL GROUP
FERNEY — AR 23511
LICENSE NUMBER: AA26001371
EXPIRATION DATE: FEBRUARY 28, 2021

Professional Seals

STATE OF FLORIDA
RICHARD G. NOVITSKY
07-24-20
AR99786
REGISTERED ARCHITECT

KEY PLAN

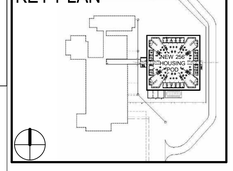

COLUMBIA COUNTY DETENTION FACILITY
389 NW Quinten St, Lake City, FL 32055

COLUMBIA COUNTY BOARD OF COUNTY COMMISSIONERS

SCALE As indicated

No.	Description	Date
	ISSUED FOR PERMIT	7-24-2020

REVISIONS

DRAWN BY	B WOODALL
APPROVED BY	R NOVITSKY
CHECKED BY	B HALL
DATE	JULY 24, 2020

TITLE

DETENTION DOOR SCHEDULE BP1 (REFERENCE ONLY)

PROJECT NO. 50101397

QD-600

SHEET NO.

DESTROY AFTER USE

DOOR SCHEDULE - DETENTION

DOOR NUMBER	DOOR TYPE	DOOR LEAF QTY	DOOR SIZE WIDTH	DOOR SIZE HEIGHT	DOOR SIZE THICKNESS	DOOR MATERIAL	DOOR GLAZING	DOOR FINISH	FRAME TYPE	FRAME MATERIAL	FRAME GLAZING	FRAME SIDELITE WIDTH	FRAME SIDELITE WIDTH 2	FRAME FINISH	DETAILS HEAD	DETAILS JAMB	DETAILS SILL	FIRE LABEL	HARDWARE	COMMENTS	DOOR NUMBER
FIRST FLOOR																					
C100A	F	1	3' - 6"	7' - 0"	2"	DHM	----	PNT	DFT2	DHM	----			PNT	A1/QD-607	A2/QD-607	C6/QD-608	----	DH05		C100A
C100B	HG	1	3' - 6"	7' - 0"	2"	DHM	SG-6F	PNT	DFT2	DHM	----			PNT	C4/QD-607	C6/QD-607	C5/QD-608	----	DH01		C100B
C104	HGP	1	3' - 6"	7' - 0"	2"	DHM	SWM	PNT		DHM	SWM	5' - 5"		PNT	C2&C3/QD-407	D1&D2/QD-407	C6/QD-407	----	DH03	D4	C104
C105A	N1P	1	3' - 6"	7' - 0"	2"	DHM	SG-7G	PNT	DFT2	DHM	----			PNT	C4/QD-607	C6/QD-607	C5/QD-608	1P	DH07		C105A
C105B	F	1	3' - 0"	7' - 0"	2"	DHM	----	PNT	DFT2	DHM	----			PNT	C4/QD-607	C6/QD-607	C5/QD-608	1P	DH06		C105B
C108	FG	1	3' - 6"	7' - 0"	2"	DHM	SG-6D	PNT	DF16	DHM	SG-5C	2' - 10"	2' - 4"	PNT	C4&C5/QD-607	C6,D1&D3/QD-607	B6/QD-607	----	DH03		C108
C109	HGP	1	3' - 6"	7' - 0"	2"	DHM	SWM	PNT	DFT7	DHM	SWM	3' - 3"	2' - 4"	PNT	C2&C3/QD-407	D1&D2/QD-407	C6/QD-407	----	DH03	D4	C109
C110A	N1P	1	3' - 6"	7' - 0"	2"	DHM	SG-7G	PNT	DFT2	DHM	----			PNT	C4/QD-607	C6/QD-607	C5/QD-608	1P	DH08	D1	C110A
C110B	F	1	3' - 0"	7' - 0"	2"	DHM	----	PNT	DFT2	DHM	----			PNT	C4/QD-607	C6/QD-607	C5/QD-608	SP	DH09	D1	C110B
C110C	F	1	3' - 0"	7' - 0"	2"	DHM	----	PNT	DFT2	DHM	----			PNT	C4/QD-607	C6/QD-607	C5/QD-608	SP	DH09	D1	C110C
C112	HGP	1	3' - 6"	7' - 0"	2"	DHM	SWM	PNT	DFT8	DHM	SWM	8' - 8"	7' - 8"	PNT	C2&C3/QD-407	D1&D2/QD-407	C6/QD-407	----	DH03	D4	C112
C113	N1P	1	3' - 6"	7' - 0"	2"	DHM	SG-7G	PNT	DFT2	DHM	----			PNT	C4/QD-607	C6/QD-607	C5/QD-608	1P	DH07		C113
C119	HGP	1	3' - 6"	7' - 0"	2"	DHM	SWM	PNT	DFT7	DHM	SWM	3' - 3"	2' - 4"	PNT	C2&C3/QD-407	D1&D2/QD-407	C6/QD-407	----	DH03	D4	C119
C120A	N1P	1	3' - 6"	7' - 0"	2"	DHM	SG-7G	PNT	DFT2	DHM	----			PNT	C4/QD-607	C6/QD-607	C5/QD-608	1P	DH08	D1	C120A
C120B	F	1	3' - 0"	7' - 0"	2"	DHM	----	PNT	DFT2	DHM	----			PNT	C4/QD-607	C6/QD-607	C5/QD-608	SP	DH09	D1	C120B
C120C	F	1	3' - 0"	7' - 0"	2"	DHM	----	PNT	DFT2	DHM	----			PNT	C4/QD-607	C6/QD-607	C5/QD-608	SP	DH09	D1	C120C
C122	HGP	1	3' - 6"	7' - 0"	2"	DHM	SWM	PNT		DHM	SWM	5' - 5"		PNT	C2&C3/QD-407	D1&D2/QD-407	C6/QD-407	----	DH03	D4	C122
C123A	N1P	1	3' - 6"	7' - 0"	2"	DHM	SG-7G	PNT	DFT2	DHM	----			PNT	C4/QD-607	C6/QD-607	C5/QD-608	1P	DH07		C123A
C123B	F	1	3' - 0"	7' - 0"	2"	DHM	----	PNT	DFT2	DHM	----			PNT	C4/QD-607	C6/QD-607	C5/QD-608	1P	DH06		C123B
C128	HGP	1	3' - 6"	7' - 0"	2"	DHM	SWM	PNT		DHM	SWM	5' - 5"		PNT	C2&C3/QD-407	D1&D2/QD-407	C6/QD-407	----	DH03	D4	C128
C129A	N1P	1	3' - 6"	7' - 0"	2"	DHM	SG-7G	PNT	DFT2	DHM	----			PNT	C4/QD-607	C6/QD-607	C5/QD-608	1P	DH07		C129A
C129B	F	1	3' - 0"	7' - 0"	2"	DHM	----	PNT	DFT2	DHM	----			PNT	C4/QD-607	C6/QD-607	C5/QD-608	1P	DH06		C129B
C134	HGP	1	3' - 6"	7' - 0"	2"	DHM	SWM	PNT	DFT7	DHM	SWM	3' - 3"	2' - 4"	PNT	C2&C3/QD-407	D1&D2/QD-407	C6/QD-407	----	DH03	D4	C134
C135A	N1P	1	3' - 6"	7' - 0"	2"	DHM	SG-7G	PNT	DFT2	DHM	----			PNT	C4/QD-607	C6/QD-607	C5/QD-608	1P	DH08	D1	C135A
C135B	F	1	3' - 0"	7' - 0"	2"	DHM	----	PNT	DFT2	DHM	----			PNT	C4/QD-607	C6/QD-607	C5/QD-608	SP	DH09	D1	C135B
C135C	F	1	3' - 0"	7' - 0"	2"	DHM	----	PNT	DFT2	DHM	----			PNT	C4/QD-607	C6/QD-607	C5/QD-608	SP	DH09	D1	C135C
C137	HGP	1	3' - 6"	7' - 0"	2"	DHM	SWM	PNT	DFT8	DHM	SWM	8' - 8"	7' - 8"	PNT	C2&C3/QD-407	D1&D2/QD-407	C6/QD-407	----	DH03	D4	C137
C138	N1P	1	3' - 6"	7' - 0"	2"	DHM	SG-7G	PNT	DFT2	DHM	----			PNT	C4/QD-607	C6/QD-607	C5/QD-608	1P	DH07		C138
C144	HGP	1	3' - 6"	7' - 0"	2"	DHM	SWM	PNT	DFT7	DHM	SWM	3' - 3"	2' - 4"	PNT	C2&C3/QD-407	D1&D2/QD-407	C6/QD-407	----	DH03	D4	C144
C145A	N1P	1	3' - 6"	7' - 0"	2"	DHM	SG-7G	PNT	DFT2	DHM	----			PNT	C4/QD-607	C6/QD-607	C5/QD-608	1P	DH08	D1	C145A
C145B	F	1	3' - 0"	7' - 0"	2"	DHM	----	PNT	DFT2	DHM	----			PNT	C4/QD-607	C6/QD-607	C5/QD-608	SP	DH09	D1	C145B
C145C	F	1	3' - 0"	7' - 0"	2"	DHM	----	PNT	DFT2	DHM	----			PNT	C4/QD-607	C6/QD-607	C5/QD-608	SP	DH09	D1	C145C
C147	HGP	1	3' - 6"	7' - 0"	2"	DHM	SWM	PNT		DHM	SWM	5' - 5"		PNT	C2&C3/QD-407	D1&D2/QD-407	C6/QD-407	----	DH03	D4	C147
C148A	N1P	1	3' - 6"	7' - 0"	2"	DHM	SG-7G	PNT	DFT2	DHM	----			PNT	C4/QD-607	C6/QD-607	C5/QD-608	1P	DH07		C148A
C148B	F	1	3' - 0"	7' - 0"	2"	DHM	----	PNT	DFT2	DHM	----			PNT	C4/QD-607	C6/QD-607	C5/QD-608	1P	DH06		C148B
C153A	F	1	3' - 0"	7' - 0"	2"	DHM	----	PNT	DFT1	DHM	----			PNT	C4/QD-607	C6/QD-607	C5/QD-608	1P	DH11		C153A
C153B	F	1	3' - 0"	7' - 0"	2"	DHM	----	PNT	DFT1	DHM	----			PNT	C4/QD-607	C6/QD-607	C5/QD-608	1P	DH11		C153B
C154A	F	1	3' - 0"	7' - 0"	2"	DHM	----	PNT	DFT1	DHM	----			PNT	C4/QD-607	C6/QD-607	C5/QD-608	1P	DH11		C154A
C154B	F	1	3' - 0"	7' - 0"	2"	DHM	----	PNT	DFT1	DHM	----			PNT	C4/QD-607	C6/QD-607	C5/QD-608	1P	DH11		C154B
C156A	HG	1	3' - 6"	7' - 0"	2"	DHM	SG-6F	PNT	DFT2	DHM	----			PNT	B1/QD-606	B2/QD-606	B3/QD-606	----	DH03		C156A
C156B	HG	1	3' - 6"	7' - 0"	2"	DHM	SG-6F	PNT	DFT2	DHM	----			PNT	C4/QD-607	C6/QD-607	----	----	DH03		C156B
C157	N1	1	3' - 0"	7' - 0"	2"	DHM	SG-7G	PNT	DFT2	DHM	----			PNT	C4/QD-607	C6/QD-607	----	1B	DH03		C157
C158A	F	1	3' - 6"	7' - 0"	2"	DHM	----	PNT	DFT2	DHM	----			PNT	A3/QD-607	A4/QD-607	C6/QD-608	----	DH05		C158A
C158B	F	1	3' - 6"	7' - 0"	2"	DHM	----	PNT	DFT2	DHM	----			PNT	A3/QD-607	A4/QD-607	C6/QD-608	----	DH05		C158B
UPPER TIER																					
C200A	F	1	3' - 0"	7' - 0"	2"	DHM	----	PNT	DFT2	DHM	----			PNT	A1/QD-607	A2/QD-607	C6/QD-608	----	DH05		C200A
C200B	F	1	3' - 0"	7' - 0"	2"	DHM	----	PNT	DFT2	DHM	----			PNT	C4/QD-607	C6/QD-607	C5/QD-608	----	DH01		C200B
C201A	F	1	3' - 0"	7' - 0"	2"	DHM	----	PNT	DFT2	DHM	----			PNT	C4/QD-607	C6/QD-607	C5/QD-608	1P	DH06		C201A
C201B	F	1	3' - 0"	7' - 0"	2"	DHM	----	PNT	DFT2	DHM	----			PNT	C4/QD-607	C6/QD-607	C5/QD-608	1P	DH06		C201B
C203A	F	1	3' - 0"	7' - 0"	2"	DHM	----	PNT	DFT2	DHM	----			PNT	C4/QD-607	C6/QD-607	C5/QD-608	1P	DH06		C203A
C203B	F	1	3' - 0"	7' - 0"	2"	DHM	----	PNT	DFT2	DHM	----			PNT	C4/QD-607	C6/QD-607	C5/QD-608	1P	DH06		C203B
C207	F	1	3' - 0"	7' - 0"	2"	DHM	----	PNT	DFT2	DHM	----			PNT	B1/QD-606	B2/QD-606	B3/QD-606	----	DH05		C207
C208	N1	1	3' - 0"	7' - 0"	2"	DHM	SG-7G	PNT	DFT2	DHM	----			PNT	C4/QD-607	C6/QD-607	----	1B	DH03		C208
C211	F	1	3' - 0"	7' - 0"	2"	DHM	----	PNT	DFT2	DHM	----			PNT	C4/QD-607	C6/QD-607	C5/QD-608	SP	DH09	D1	C211
C212	F	1	3' - 0"	7' - 0"	2"	DHM	----	PNT	DFT2	DHM	----			PNT	C4/QD-607	C6/QD-607	C5/QD-608	SP	DH09	D1	C212
C218	F	1	3' - 0"	7' - 0"	2"	DHM	----	PNT	DFT2	DHM	----			PNT	C4/QD-607	C6/QD-607	C5/QD-608	SP	DH09	D1	C218
C219	F	1	3' - 0"	7' - 0"	2"	DHM	----	PNT	DFT2	DHM	----			PNT	C4/QD-607	C6/QD-607	C5/QD-608	SP	DH09	D1	C219
C228	F	1	3' - 0"	7' - 0"	2"	DHM	----	PNT	DFT2	DHM	----			PNT	C4/QD-607	C6/QD-607	C5/QD-608	SP	DH09	D1	C228
C229	F	1	3' - 0"	7' - 0"	2"	DHM	----	PNT	DFT2	DHM	----			PNT	C4/QD-607	C6/QD-607	C5/QD-608	SP	DH09	D1	C229
C235	F	1	3' - 0"	7' - 0"	2"	DHM	----	PNT	DFT2	DHM	----			PNT	C4/QD-607	C6/QD-607	C5/QD-608	SP	DH09	D1	C235
C236	F	1	3' - 0"	7' - 0"	2"	DHM	----	PNT	DFT2	DHM	----			PNT	C4/QD-607	C6/QD-607	C5/QD-608	SP	DH09	D1	C236

DETENTION FRAME NOTES

1. ALL FRAMES SHALL BE GROUTED FULL.
2. ALL DETENTION DOOR GLAZING SHALL BE FIXED.
3. ALL DETENTION FRAME FACE DIMENSIONS SHALL BE 2" UNLESS OTHERWISE INDICATED.
4. ALL DETENTION FRAME WIDTHS SHALL BE 5 3/4" UNLESS OTHERWISE INDICATED.
5. DETENTION EQUIPMENT CONTRACTOR SHALL VERIFY ALL DIMENSIONS AND MOUNTING CONDITIONS PRIOR TO INSTALLATION OF DETENTION HOLLOW METAL.
6. DETENTION GLAZED FRAME NUMBERS LOCATED ON THE FLOOR PLANS INDICATE THE SIDE OF THE FRAME THE REMOVABLE GLAZING STOPS ARE TO BE LOCATED.
7. DETENTION GLAZED FRAMES ARE SHOWN IN ELEVATION WITH REMOVABLE GLAZING STOPS LOCATED ON THE SECURED / (NON-INMATE) SIDE.
8. DETENTION HOLLOW METAL MANUFACTURER TO VERIFY ACTUAL OVERALL GLAZING THICKNESS PRIOR TO PREDRILLING FOR GLAZING STOPS.
9. PROVIDE SECURITY SEALANT AT PERIMETER OF ALL DETENTION DOOR AND WINDOW FRAMES, INCLUDING THE BASE OF DOOR FRAMES OVER CONCRETE SLABS, REFERENCE SPECIFICATION SECTION 07 92 23.
10. REFERENCE ARCHITECTURAL DRAWINGS TO VERIFY ALL WALL TYPES AND LINTEL SIZE.
11. REFERENCE DETENTION DOOR SCHEDULE FOR DOOR SIZES.
12. REFERENCE DETENTION FRAME TYPES, ELEVATIONS AND FRAME PROFILES.
13. REFERENCE SECURITY GLAZING SCHEDULE FOR GLAZING TYPES, INDICATED BY A "SG_" NUMBER.
14. REFERENCE SHEET QD-606 FOR DETENTION DOOR FRAME TYPES AND SHEET QD610 FOR DETENTION GLAZED FRAME TYPES.
15. REFERENCE SHEET QD-608 FOR TYPICAL FRAME DETAILS.
16. REFERENCE SPECIFICATION SECTION 11 19 13 FOR DETENTION HOLLOW METAL DOORS AND FRAMES.
17. REFERENCE SPECIFICATION SECTION 11 19 23 FOR DETENTION DOOR HARDWARE.
18. REFERENCE SPECIFICATION SECTION 11 19 33 FOR SECURITY GLAZING.
19. REFERENCE STRUCTURAL S-SERIES SHEETS FOR CMU JAMB AND LINTEL INFORMATION AT DOOR & WINDOW OPENINGS.
20. REFERENCE TT SERIES & TY SERIES SHEETS FOR INTERCOMS & SECURITY ELECTRONICS IN DETENTION FRAMES.

DOOR COMMENTS - ARCHITECTURAL / DETENTION

REMARK NO.	REMARK
A1	CHASE DOOR - 8" AFF - FOUR SIDED FRAME
A2	ELECTROMAGNETIC DOOR HOLDER TO BE CONNECTED TO THE FIRE ALARM / DETECTION SYSTEM.
D1	DOOR AND FRAME TO BE SMOKE TIGHT.
D2	CELL SWING DOOR FRAME, DOOR, GLAZING AND HINGES BY PRECAST CONCRETE MODULAR CELL MANUFACTURER. REMAINING DETENTION HARDWARE BY DETENTION EQUIPMENT CONTRACTOR. THE PART OF THE DOOR ASSEMBLY THAT IS NOT EXPOSED TO THE INSIDE OF THE CELL SHALL BE PAINTED.
D3	CELL SLIDING DOOR FRAME AND FRAME GLAZING BY PRECAST CONCRETE MODULAR CELL MANUFACTURER. CELL SLIDER DOOR AND DETENTION HARDWARE BY DETENTION EQUIPMENT CONTRACTOR. THE PART OF THE DOOR ASSEMBLY THAT IS NOT EXPOSED TO THE INSIDE OF THE CELL SHALL BE PAINTED.
D4	DOOR, FRAME, HARDWARE AND SECURITY WIRE MESH ARE PART OF ALTERNATE BID #2. DOOR IS NOT TO HAVE FOOD PASS SHUTTER.

DETENTION GLAZING SCHEDULE

LAMINATED POLYCARBONATE SECURITY GLAZING
~ REFER TO 11 19 33 (SECTION 2.3).

SG-5C **3/4 INCH** LAMINATED POLYCARBONATE, WITH MAR-RESISTANT COATING. FORCED ENTRY SECURITY GRADE 1

GLASS-CLAD POLYCARBONATE SECURITY GLAZING
~ REFER TO 11 19 33 (SECTION 2.4).

SG-6D **13/16 INCH** CLEAR GLASS CLAD POLYCARBONATE FORCED ENTRY SECURITY GRADE 2

SG-6F **1 INCH** CLEAR GLASS CLAD POLYCARBONATE FORCED ENTRY SECURITY GRADE 1

FIRE RATED GLASS-CLAD POLYCARBONATE SECURITY GLAZING
~ REFER TO 11 19 33 (SECTION 2.5).

SG-7G **15/16 INCH** FIRE RATED CLEAR GLASS CLAD POLYCARBONATE FORCED ENTRY SECURITY GRADE 2

SG-7H **15/16 INCH** FIRE RATED CLEAR GLASS CLAD POLYCARBONATE FORCED ENTRY SECURITY GRADE 2 - WITH TINTING FILM

ALL FIRE RATED GLAZING SHALL COMPLY WITH THE ACCEPTABLE CRITERIA OF NFPA 252 OR U.L. 10B OR U.L. 10C.

DETENTION HOLLOW METAL DOOR SCHEDULE ABBREVIATIONS

DHM - DETENTION HOLLOW METAL

PNT - PAINT

SWM - SECURITY WIRE MESH

Dewberry®
800 North Magnolia Ave.
Suite 1000, Orlando, FL 32803-3251
t +1 407.843.5120
f +1 407.649.8664

Ajax
10365 Hood Road South Suite 203
Jacksonville, Fl 32257
t +1 904-262-8660
f +1 904-262-8623

STATE OF FLORIDA
DEPARTMENT OF BUSINESS AND PROFESSIONAL REGULATION
BOARD OF ARCHITECTURE & INTERIOR DESIGN
THE ARCHITECT CORPORATION HEREBY CERTIFIED UNDER THE PROVISIONS OF CHAPTER 481, FLORIDA STATUTES
DEWBERRY ARCHITECTS INC
1200 BRICKELL AVENUE
C/O CORPORATE LEGAL GROUP
MIAMI FL AA 26001
LICENSE NUMBER: AA26001371
EXPIRATION DATE: FEBRUARY 28, 2021

Professional Seals

STATE OF FLORIDA
RICHARD G. NOVITSKY
07-24-20
AR99786
REGISTERED ARCHITECT

KEY PLAN

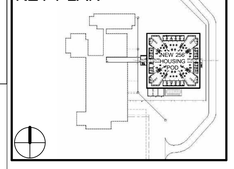

COLUMBIA COUNTY DETENTION FACILITY
389 NW Quinten St, Lake City, FL 32055

COLUMBIA COUNTY BOARD OF COUNTY COMMISSIONERS

SCALE As indicated

No.	Description	Date
	ISSUED FOR PERMIT	7-24-2020

REVISIONS

DRAWN BY	B WOODALL
APPROVED BY	R NOVITSKY
CHECKED BY	B HALL
DATE	JULY 24, 2020

TITLE

DETENTION DOOR SCHEDULE

PROJECT NO. 50101397

QD-601

SHEET NO.

DESTROY AFTER USE

NOTE: ALL DOOR GLAZING TO BE FIXED.

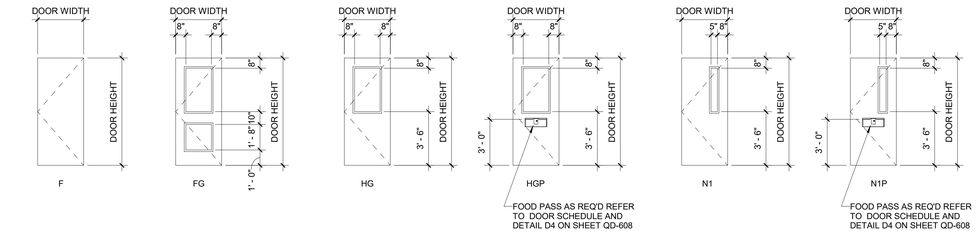

E6 DETENTION DOOR TYPES

Scale: 1/4" = 1'-0"

SEE TYPICAL DETENTION DOOR AND FRAME DETAILS ON SHEET QD-608

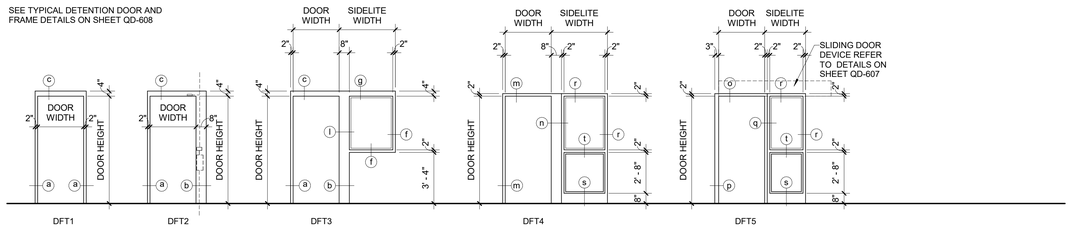

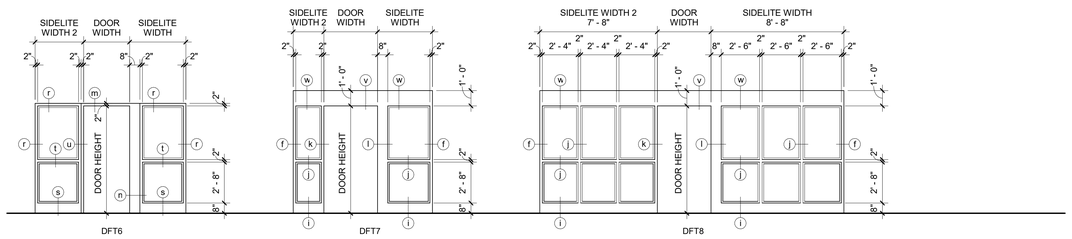

C6 DETENTION DOOR FRAME TYPES

Scale: 1/4" = 1'-0"

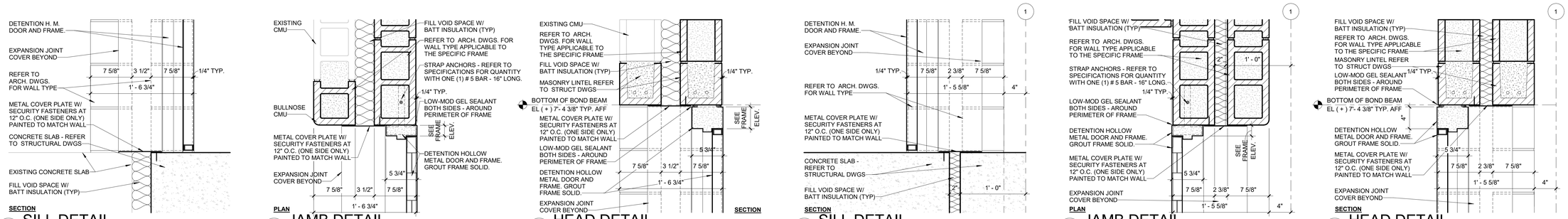

B6 SILL DETAIL
Scale: 1 1/2" = 1'-0"

B5 JAMB DETAIL
Scale: 1 1/2" = 1'-0"

B4 HEAD DETAIL
Scale: 1 1/2" = 1'-0"

B3 SILL DETAIL
Scale: 1 1/2" = 1'-0"

B2 JAMB DETAIL
Scale: 1 1/2" = 1'-0"

B1 HEAD DETAIL
Scale: 1 1/2" = 1'-0"

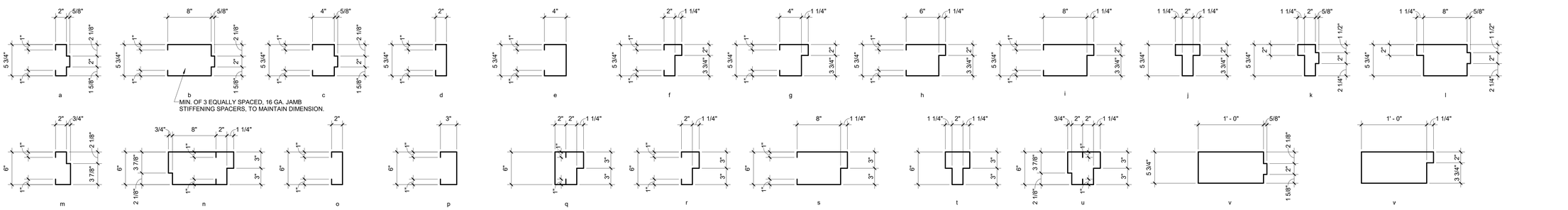

DETENTION DOOR AND GLAZED FRAME PROFILES

Scale: 1 1/2" = 1'-0"

DETENTION FRAME NOTES

1. ALL FRAMES SHALL BE GROUTED FULL.
2. ALL DETENTION DOOR GLAZING SHALL BE FIXED.
3. ALL DETENTION FRAME FACE DIMENSIONS SHALL BE 2" UNLESS OTHERWISE INDICATED.
4. ALL DETENTION FRAME WIDTHS SHALL BE 5 3/4" UNLESS OTHERWISE INDICATED.
5. DETENTION EQUIPMENT CONTRACTOR SHALL VERIFY ALL DIMENSIONS AND MOUNTING CONDITIONS PRIOR TO INSTALLATION OF DETENTION HOLLOW METAL.
6. DETENTION GLAZED FRAME NUMBERS LOCATED ON THE FLOOR PLANS INDICATE THE SIDE OF THE FRAME THE REMOVABLE GLAZING STOPS ARE TO BE LOCATED.
7. DETENTION GLAZED FRAMES ARE SHOWN IN ELEVATION WITH REMOVABLE GLAZING STOPS LOCATED ON THE SECURED / (NON-INMATE) SIDE.
8. DETENTION HOLLOW METAL MANUFACTURER TO VERIFY ACTUAL OVERALL GLAZING THICKNESS PRIOR TO PREDRILLING FOR GLAZING STOPS.
9. PROVIDE SECURITY SEALANT AT PERIMETER OF ALL DETENTION DOOR AND WINDOW FRAMES, INCLUDING THE BASE OF DOOR FRAMES OVER CONCRETE SLABS, REFERENCE SPECIFICATION SECTION 07 92 23.
10. REFERENCE ARCHITECTURAL DRAWINGS TO VERIFY ALL WALL TYPES AND LINTEL SIZE.
11. REFERENCE DETENTION DOOR SCHEDULE FOR DOOR SIZES.
12. REFERENCE DETENTION FRAME TYPES, ELEVATIONS AND FRAME PROFILES.
13. REFERENCE SECURITY GLAZING SCHEDULE FOR GLAZING TYPES, INDICATED BY A "SG_" NUMBER.
14. REFERENCE SHEET QD-606 FOR DETENTION DOOR FRAME TYPES AND SHEET QD610 FOR DETENTION GLAZED FRAME TYPES.
15. REFERENCE SHEET QD-608 FOR TYPICAL FRAME DETAILS.
16. REFERENCE SPECIFICATION SECTION 11 19 13 FOR DETENTION HOLLOW METAL DOORS AND FRAMES.
17. REFERENCE SPECIFICATION SECTION 11 19 23 FOR DETENTION DOOR HARDWARE.
18. REFERENCE SPECIFICATION SECTION 11 19 33 FOR SECURITY GLAZING.
19. REFERENCE STRUCTURAL S-SERIES SHEETS FOR CMU JAMB AND LINTEL INFORMATION AT DOOR & WINDOW OPENINGS.
20. REFERENCE TT SERIES & TY SERIES SHEETS FOR INTERCOMS & SECURITY ELECTRONICS IN DETENTION FRAMES.

Dewberry®
800 North Magnolia Ave.
Suite 1000, Orlando, FL 32803-3251
t +1 407.843.5120
f +1 407.649.8664

Ajax
10365 Hood Road South Suite 203
Jacksonville, FL 32257
t +1 904-262-8660
f +1 904-262-8623

STATE OF FLORIDA
DEPARTMENT OF BUSINESS AND PROFESSIONAL REGULATION
BOARD OF ARCHITECTURE & INTERIOR DESIGN
THE ARCHITECT CORPORATION HEREBY CERTIFIED UNDER THE PROVISIONS OF CHAPTER 481, FLORIDA STATUTES
DEWBERRY ARCHITECTS INC
5402 ARGYLE STATION BLVD
CO CORPORATE LEGAL GROUP
FAIRFAX VA 22030
LICENSE NUMBER: AAC001171
EXPIRATION DATE: FEBRUARY 28, 2021

Professional Seals

STATE OF FLORIDA
RICHARD G. NOVITSKY
07-24-20
AR99786
REGISTERED ARCHITECT

KEY PLAN

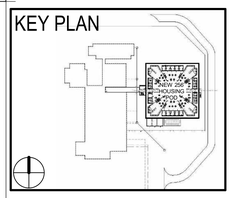

COLUMBIA COUNTY DETENTION FACILITY
389 NW Quinten St, Lake City, FL 32055

COLUMBIA COUNTY BOARD OF COUNTY COMMISSIONERS

SCALE As indicated

No.	Description	Date
	ISSUED FOR PERMIT	7-24-2020

REVISIONS

DRAWN BY	B WOODALL
APPROVED BY	R NOVITSKY
CHECKED BY	B HALL
DATE	JULY 24, 2020

TITLE

DETENTION DOOR & FRAME PROFILES

PROJECT NO. 50101397

QD-606

SHEET NO.

DESTROY AFTER USE

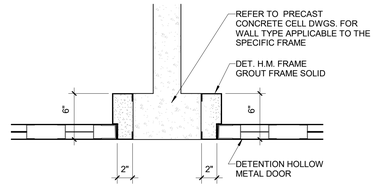

PLAN
E4 JAMB DETAIL
Scale: 1 1/2" = 1'-0"

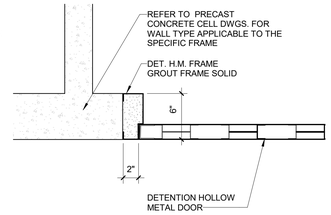

PLAN
E3 JAMB DETAIL
Scale: 1 1/2" = 1'-0"

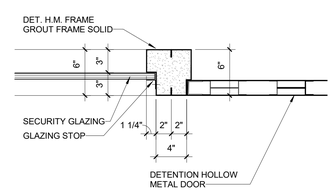

PLAN
E2 JAMB DETAIL
Scale: 1 1/2" = 1'-0"

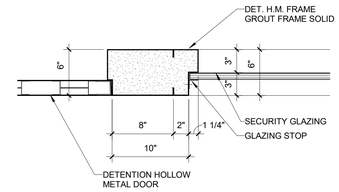

PLAN
E1 JAMB DETAIL
Scale: 1 1/2" = 1'-0"

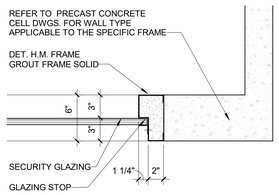

PLAN
D6 JAMB DETAIL
Scale: 1 1/2" = 1'-0"

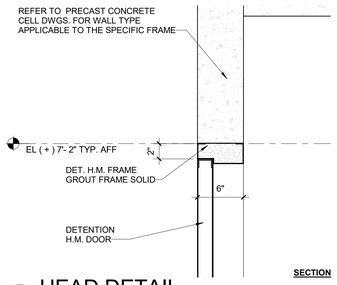

SECTION
D5 HEAD DETAIL
Scale: 1 1/2" = 1'-0"

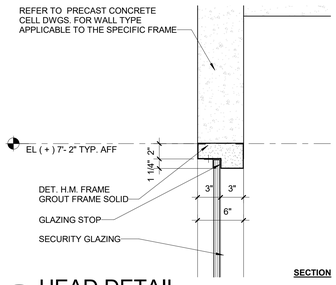

SECTION
D4 HEAD DETAIL
Scale: 1 1/2" = 1'-0"

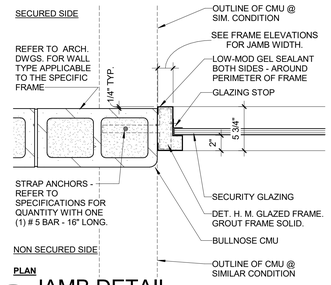

PLAN
D3 JAMB DETAIL
Scale: 1 1/2" = 1'-0"

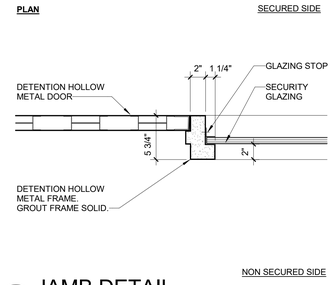

D2 JAMB DETAIL
Scale: 1 1/2" = 1'-0"

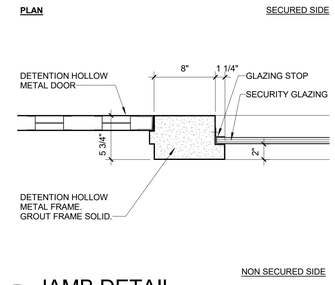

D1 JAMB DETAIL
Scale: 1 1/2" = 1'-0"

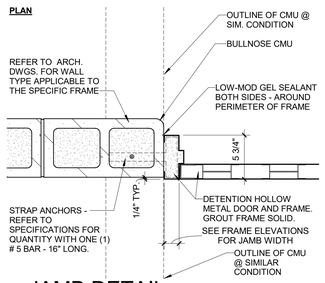

C6 JAMB DETAIL
Scale: 1 1/2" = 1'-0"

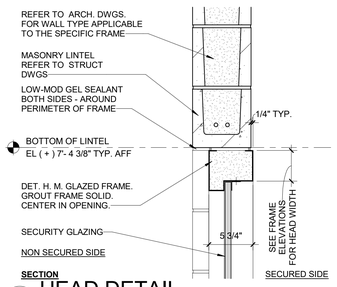

SECTION
C5 HEAD DETAIL
Scale: 1 1/2" = 1'-0"

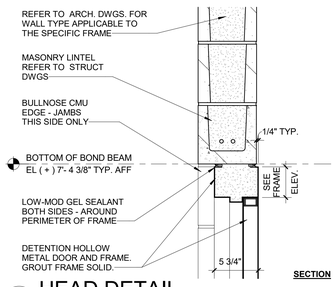

SECTION
C4 HEAD DETAIL
Scale: 1 1/2" = 1'-0"

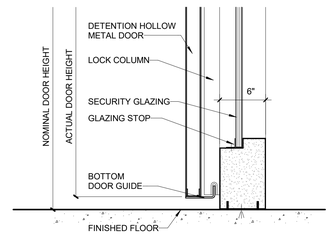

SECTION
C3 SILL DETAIL
Scale: 1 1/2" = 1'-0"

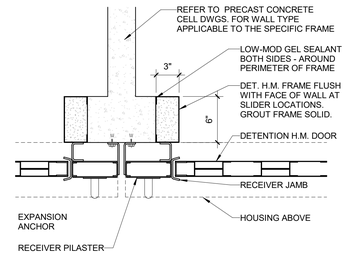

PLAN
C2 JAMB DETAIL
Scale: 1 1/2" = 1'-0"

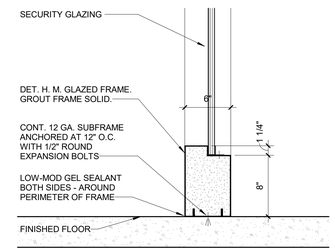

SECTION
C1 SILL DETAIL
Scale: 1 1/2" = 1'-0"

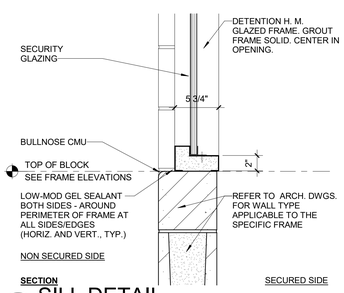

SECTION
B6 SILL DETAIL
Scale: 1 1/2" = 1'-0"

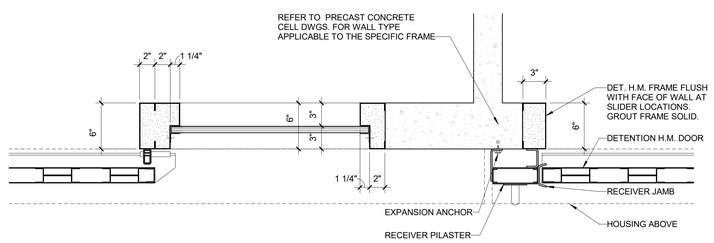

PLAN
B5 JAMB DETAIL
Scale: 1 1/2" = 1'-0"

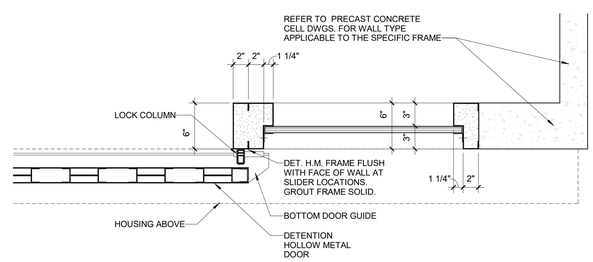

PLAN
B3 JAMB DETAIL
Scale: 1 1/2" = 1'-0"

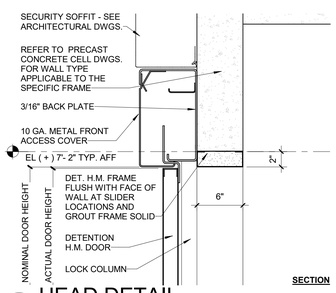

SECTION
B1 HEAD DETAIL
Scale: 1 1/2" = 1'-0"

A6/QD-401

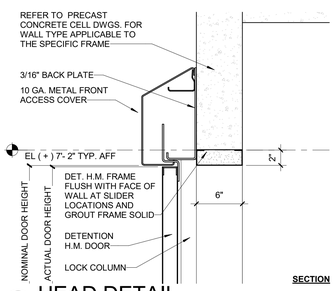

SECTION
A6 HEAD DETAIL
Scale: 1 1/2" = 1'-0"

(DETAIL A5 - NOT USED)

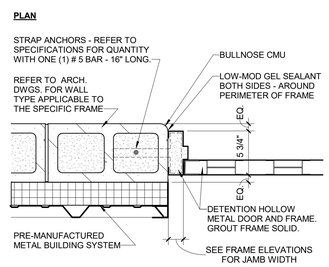

A4 JAMB DETAIL
Scale: 1 1/2" = 1'-0"

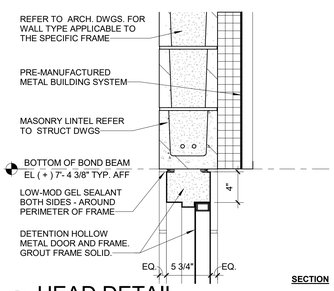

SECTION
A3 HEAD DETAIL
Scale: 1 1/2" = 1'-0"

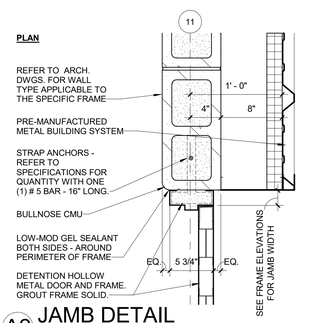

A2 JAMB DETAIL
Scale: 1 1/2" = 1'-0"

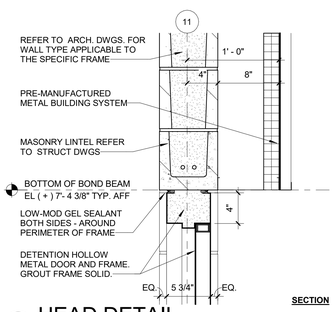

SECTION
A1 HEAD DETAIL
Scale: 1 1/2" = 1'-0"

Dewberry®
800 North Magnolia Ave.
Suite 1000, Orlando, FL 32803-3251
t +1 407.843.5120
f +1 407.649.8664

Ajax
10365 Hood Road South Suite 203
Jacksonville, FL 32257
t +1 904-262-8660
f +1 904-262-8623

STATE OF FLORIDA
DEPARTMENT OF BUSINESS AND PROFESSIONAL REGULATION
BOARD OF ARCHITECTURE & INTERIOR DESIGN
THE ARCHITECT CORPORATION HEREBY CERTIFIED UNDER THE PROVISIONS OF CHAPTER 481, FLORIDA STATUTES
DEWBERRY ARCHITECTS INC
5 BRIDGE STATION ROAD
C/O CORPORATE LEGAL GROUP
FAIRFAX VA 22033
LICENSE NUMBER: AA26001171
EXPIRATION DATE: FEBRUARY 28, 2021

Professional Seals

STATE OF FLORIDA
RICHARD G. NOVITSKY
07-24-20
AR99786
REGISTERED ARCHITECT

KEY PLAN

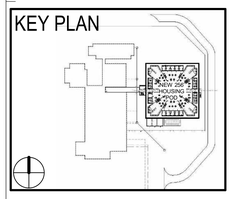

COLUMBIA COUNTY DETENTION FACILITY
389 NW Quinten St, Lake City, FL 32055

COLUMBIA COUNTY BOARD OF COUNTY COMMISSIONERS

SCALE 1 1/2" = 1'-0"

No.	Description	Date
	ISSUED FOR PERMIT	7-24-2020

REVISIONS

DRAWN BY	B WOODALL
APPROVED BY	R NOVITSKY
CHECKED BY	B HALL
DATE	JULY 24, 2020

TITLE
DETENTION DOOR DETAILS

PROJECT NO. 50101397

QD-607
SHEET NO.

DESTROY AFTER USE

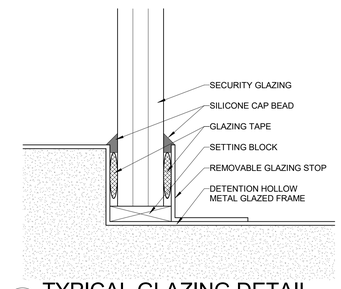

D6 TYPICAL GLAZING DETAIL
Scale: 12" = 1'-0"

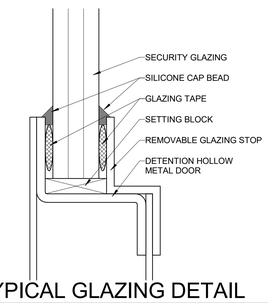

D5 TYPICAL GLAZING DETAIL
Scale: 12" = 1'-0"

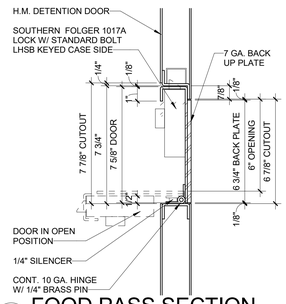

D4 FOOD PASS SECTION
Scale: 3" = 1'-0"
D3/QD-608

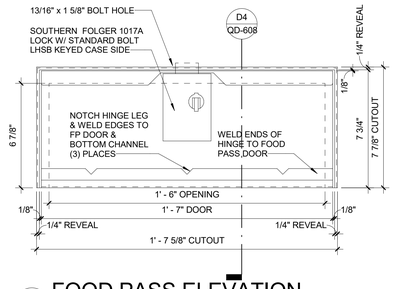

D3 FOOD PASS ELEVATION
Scale: 3" = 1'-0"

NOTE:
H.M. FRAME MANUFACTURER TO COORDINATE BOX AND CONDUIT SIZES WITH RESPECTIVE MANUFACTURERS AND INSTALLERS

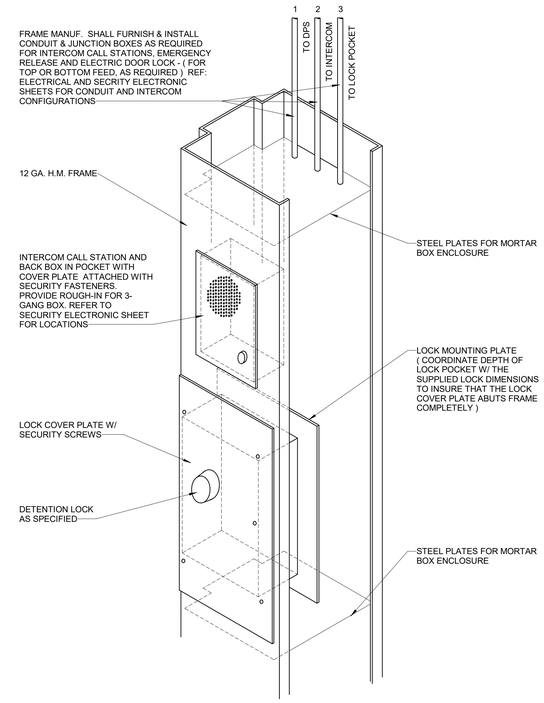

C2 DETENTION - DOOR JAMB - LOCK POCKET ISO
Scale: 3" = 1'-0"

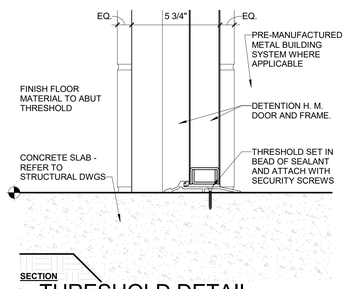

C6 THRESHOLD DETAIL
Scale: 3" = 1'-0"

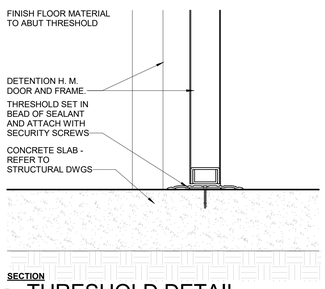

C5 THRESHOLD DETAIL
Scale: 3" = 1'-0"

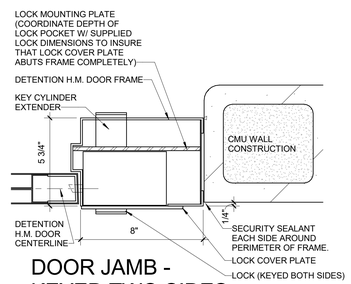

C4 DOOR JAMB - KEYED TWO SIDES
Scale: 3" = 1'-0"

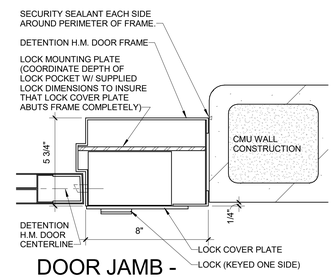

C3 DOOR JAMB - KEYED ONE SIDE
Scale: 3" = 1'-0"

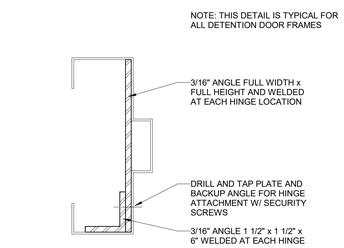

B6 DOOR JAMB - TYP. HINGE REINFORCEMENT
Scale: 6" = 1'-0"

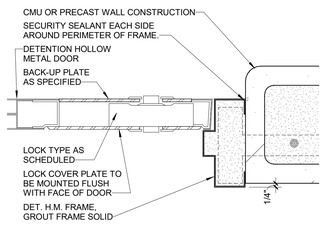

B5 DOOR JAMB - COVER PLATE STOP SIDE
Scale: 3" = 1'-0"

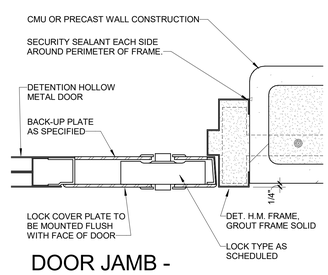

B4 DOOR JAMB - COVER PLATE HINGE SIDE
Scale: 3" = 1'-0"

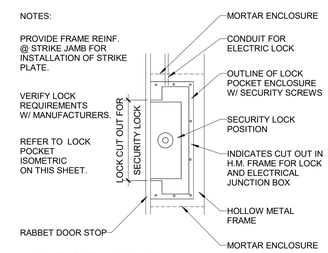

B3 DOOR JAMB - TYP JAMB MOUNTED LOCK
Scale: 3" = 1'-0"

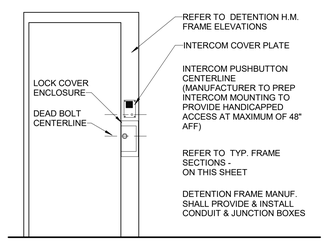

B2 TYPICAL FRAME ELEVATION
Scale: 1/2" = 1'-0"

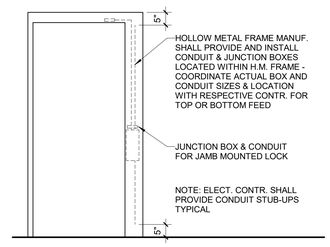

B1 TYPICAL FRAME ELEVATION
Scale: 1/2" = 1'-0"

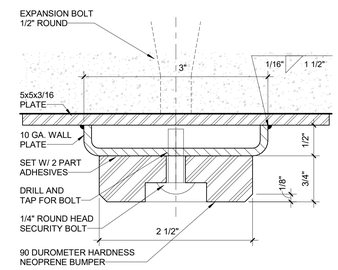

A6 DOOR STOP WALL MTD.
Scale: 12" = 1'-0"

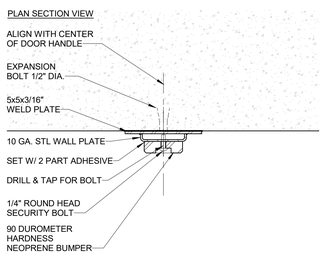

A5 DOOR STOP WALL MTD.
Scale: 3" = 1'-0"

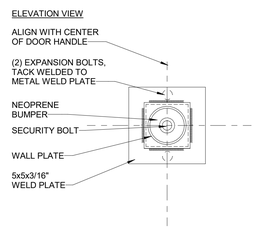

A4 DOOR STOP WALL MTD.
Scale: 3" = 1'-0"

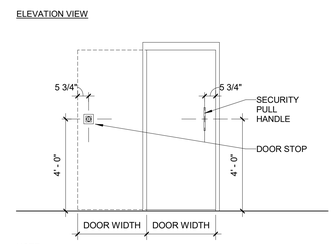

NOTE:
GC - VERIFY DIM. W/ SHOP DWGS.

A3 DOOR STOP WALL MTD.
Scale: 3/8" = 1'-0"

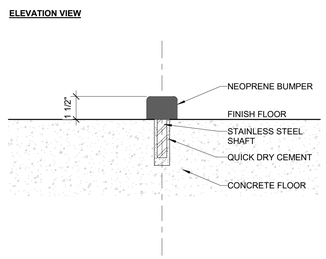

A2 DOOR STOP FLOOR MTD.
Scale: 3" = 1'-0"

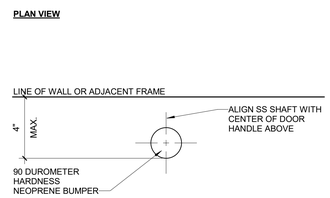

A1 DOOR STOP FLOOR MTD.
Scale: 3" = 1'-0"

Dewberry
800 North Magnolia Ave.
Suite 1000, Orlando, FL
32803-3251
t +1 407.843.5120
f +1 407.649.8664

Ajax
10365 Hood Road South Suite 203
Jacksonville, FL 32257
t +1 904-262-8660
f +1 904-262-8623

STATE OF FLORIDA
DEPARTMENT OF BUSINESS AND PROFESSIONAL REGULATION
BOARD OF ARCHITECTURE & INTERIOR DESIGN
THE ARCHITECT CORPORATION HEREBY CERTIFIED UNDER THE PROVISIONS OF CHAPTER 481, FLORIDA STATUTES
DEWBERRY ARCHITECTS INC
BOARD OF ARCHITECTURE AND INTERIOR DESIGN
CERTIFICATE OF AUTHORIZATION
LICENSE NUMBER: AAC001171
EXPIRATION DATE: FEBRUARY 28, 2021

Professional Seals

STATE OF FLORIDA
RICHARD G. NOVITSKY
07-24-20
AR99786
REGISTERED ARCHITECT

KEY PLAN

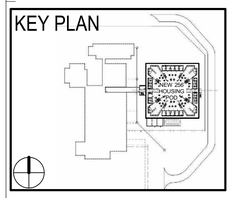

COLUMBIA COUNTY DETENTION FACILITY
389 NW Quinten St, Lake City, FL 32055

COLUMBIA COUNTY BOARD OF COUNTY COMMISSIONERS

SCALE As indicated

No.	Description	Date
	ISSUED FOR PERMIT	7-24-2020

REVISIONS

DRAWN BY	B WOODALL
APPROVED BY	R NOVITSKY
CHECKED BY	B HALL
DATE	JULY 24, 2020

TITLE
DETENTION DOOR DETAILS

PROJECT NO. 50101397

QD-608
SHEET NO.

DESTROY AFTER USE

DETENTION GLAZED FRAME SCHEDULE

GLAZED NUMBER	GLAZED FRAME SIZE WIDTH	HEIGHT	DEPTH	TYPE	MATERIAL	GLAZING	SILL HEIGHT	FINSIH	DETAIL HEAD	JAMB	SILL	FIRE LABEL	COMMENTS	WINDOW NUMBER
UPPER TIER														
C202A	5' - 10"	7' - 0"	5 3/4"	D3x2	DHM	SG-7H	4"	PNT	B3/QD-610	B4/QD-610	B5/QD-610	1P		C202A
C202B	5' - 10"	7' - 0"	5 3/4"	D3x2	DHM	SG-7H	4"	PNT	B3/QD-610	B4/QD-610	B5/QD-610	1P		C202B
C202C	5' - 10"	7' - 0"	5 3/4"	D3x2	DHM	SG-7H	4"	PNT	B3/QD-610	B4/QD-610	B5/QD-610	1P		C202C
C202D	5' - 10"	7' - 0"	5 3/4"	D3x2	DHM	SG-7H	4"	PNT	B3/QD-610	B4/QD-610	B5/QD-610	1P		C202D
C202E	5' - 10"	7' - 0"	5 3/4"	D3x2	DHM	SG-7H	4"	PNT	B3/QD-610	B4/QD-610	B5/QD-610	1P		C202E
C202F	5' - 10"	7' - 0"	5 3/4"	D3x2	DHM	SG-7H	4"	PNT	B3/QD-610	B4/QD-610	B5/QD-610	1P		C202F
C202G	5' - 10"	7' - 0"	5 3/4"	D3x2	DHM	SG-7H	4"	PNT	B3/QD-610	B4/QD-610	B5/QD-610	1P		C202G
C202H	5' - 10"	7' - 0"	5 3/4"	D3x2	DHM	SG-7H	4"	PNT	B3/QD-610	B4/QD-610	B5/QD-610	1P		C202H
C202I	5' - 10"	7' - 0"	5 3/4"	D3x2	DHM	SG-7H	4"	PNT	B3/QD-610	B4/QD-610	B5/QD-610	1P		C202I
C202J	5' - 10"	7' - 0"	5 3/4"	D3x2	DHM	SG-7H	4"	PNT	B3/QD-610	B4/QD-610	B5/QD-610	1P		C202J
C202K	5' - 10"	7' - 0"	5 3/4"	D3x2	DHM	SG-7H	4"	PNT	B3/QD-610	B4/QD-610	B5/QD-610	1P		C202K
C202L	5' - 10"	7' - 0"	5 3/4"	D3x2	DHM	SG-7H	4"	PNT	B3/QD-610	B4/QD-610	B5/QD-610	1P		C202L

DETENTION HOLLOW METAL DOOR SCHEDULE ABBREVIATIONS

DHM - DETENTION HOLLOW METAL

PNT - PAINT

SWM - SECURITY WIRE MESH

DETENTION FRAME NOTES

1. ALL FRAMES SHALL BE GROUTED FULL.
2. ALL DETENTION DOOR GLAZING SHALL BE FIXED.
3. ALL DETENTION FRAME FACE DIMENSIONS SHALL BE 2" UNLESS OTHERWISE INDICATED.
4. ALL DETENTION FRAME WIDTHS SHALL BE 5 3/4" UNLESS OTHERWISE INDICATED.
5. DETENTION EQUIPMENT CONTRACTOR SHALL VERIFY ALL DIMENSIONS AND MOUNTING CONDITIONS PRIOR TO INSTALLATION OF DETENTION HOLLOW METAL.
6. DETENTION GLAZED FRAME NUMBERS LOCATED ON THE FLOOR PLANS INDICATE THE SIDE OF THE FRAME THE REMOVABLE GLAZING STOPS ARE TO BE LOCATED.
7. DETENTION GLAZED FRAMES ARE SHOWN IN ELEVATION WITH REMOVABLE GLAZING STOPS LOCATED ON THE SECURED / (NON-INMATE) SIDE.
8. DETENTION HOLLOW METAL MANUFACTURER TO VERIFY ACTUAL OVERALL GLAZING THICKNESS PRIOR TO PREDRILLING FOR GLAZING STOPS.
9. PROVIDE SECURITY SEALANT AT PERIMETER OF ALL DETENTION DOOR AND WINDOW FRAMES, INCLUDING THE BASE OF DOOR FRAMES OVER CONCRETE SLABS, REFERENCE SPECIFICATION SECTION 07 92 23.
10. REFERENCE ARCHITECTURAL DRAWINGS TO VERIFY ALL WALL TYPES AND LINTEL SIZE.
11. REFERENCE DETENTION DOOR SCHEDULE FOR DOOR SIZES.
12. REFERENCE DETENTION FRAME TYPES, ELEVATIONS AND FRAME PROFILES.
13. REFERENCE SECURITY GLAZING SCHEDULE FOR GLAZING TYPES, INDICATED BY A "SG " NUMBER.
14. REFERENCE SHEET QD-606 FOR DETENTION DOOR FRAME TYPES AND SHEET QD610 FOR DETENTION GLAZED FRAME TYPES.
15. REFERENCE SHEET QD-608 FOR TYPICAL FRAME DETAILS.
16. REFERENCE SPECIFICATION SECTION 11 19 13 FOR DETENTION HOLLOW METAL DOORS AND FRAMES.
17. REFERENCE SPECIFICATION SECTION 11 19 23 FOR DETENTION DOOR HARDWARE.
18. REFERENCE SPECIFICATION SECTION 11 19 33 FOR SECURITY GLAZING.
19. REFERENCE STRUCTURAL S-SERIES SHEETS FOR CMU JAMB AND LINTEL INFORMATION AT DOOR & WINDOW OPENINGS.
20. REFERENCE TT SERIES & TY SERIES SHEETS FOR INTERCOMS & SECURITY ELECTRONICS IN DETENTION FRAMES.

DETENTION GLAZING SCHEDULE

LAMINATED POLYCARBONATE SECURITY GLAZING
~ REFER TO 11 19 33 (SECTION 2.3).

SG-5C **3/4 INCH** LAMINATED POLYCARBONATE, WITH MAR-RESISTANT COATING. FORCED ENTRY SECURITY GRADE 1

GLASS-CLAD POLYCARBONATE SECURITY GLAZING
~ REFER TO 11 19 33 (SECTION 2.4).

SG-6D **13/16 INCH** CLEAR GLASS CLAD POLYCARBONATE FORCED ENTRY SECURITY GRADE 2

SG-6F **1 INCH** CLEAR GLASS CLAD POLYCARBONATE FORCED ENTRY SECURITY GRADE 1

FIRE RATED GLASS-CLAD POLYCARBONATE SECURITY GLAZING
~ REFER TO 11 19 33 (SECTION 2.5).

SG-7G **15/16 INCH** FIRE RATED CLEAR GLASS CLAD POLYCARBONATE FORCED ENTRY SECURITY GRADE 2

SG-7H **15/16 INCH** FIRE RATED CLEAR GLASS CLAD POLYCARBONATE FORCED ENTRY SECURITY GRADE 2 - WITH TINTING FILM

ALL FIRE RATED GLAZING SHALL COMPLY WITH THE ACCEPTABLE CRITERIA OF NFPA 252 OR U.L. 90B OR U.L. 10C.

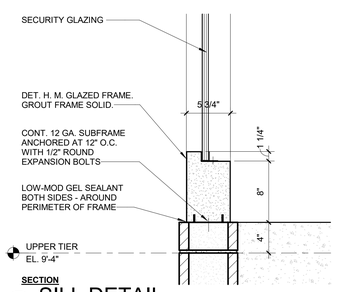

B5 SILL DETAIL
Scale: 1 1/2" = 1'-0"

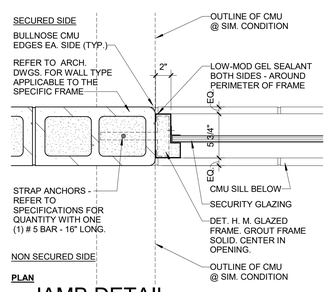

B4 JAMB DETAIL
Scale: 1 1/2" = 1'-0"

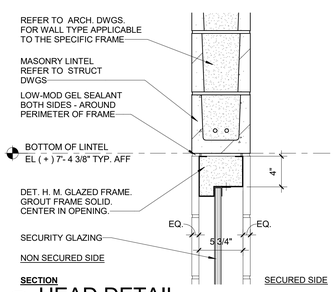

B3 HEAD DETAIL
Scale: 1 1/2" = 1'-0"

B2 DETENTION GLAZED FRAME TYPES
Scale: 1/4" = 1'-0"

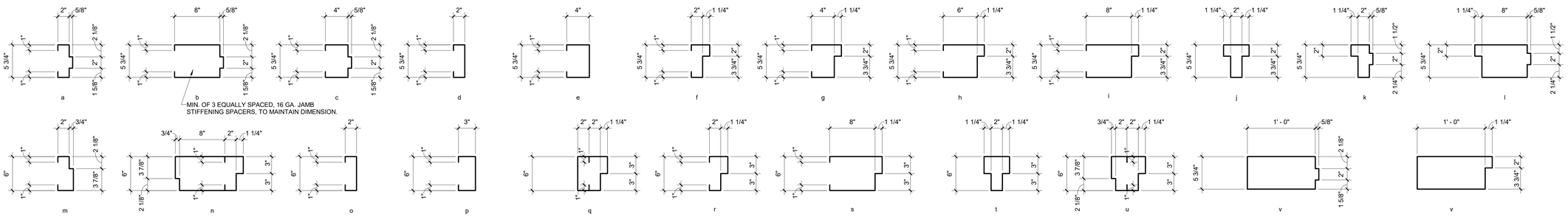

DETENTION DOOR AND GLAZED FRAME PROFILES
Scale: 1 1/2" = 1'-0"

Dewberry®
800 North Magnolia Ave.
Suite 1000, Orlando, FL 32803-3251
t +1 407.843.5120
f +1 407.649.8664

Ajax
10365 Hood Road South Suite 203
Jacksonville, FL 32257
t +1 904-262-8660
f +1 904-262-8623

STATE OF FLORIDA
DEPARTMENT OF BUSINESS AND PROFESSIONAL REGULATION
BOARD OF ARCHITECTURE & INTERIOR DESIGN
THE ARCHITECT CORPORATION HEREBY IS CERTIFIED UNDER THE PROVISIONS OF CHAPTER 481, FLORIDA STATUTES
DEWBERRY ARCHITECTS INC
5 BRIDGE ARCHITECTS BLVD
C/O CORPORATE LEGAL GROUP
FAIRFAX VA 22033
LICENSE NUMBER: AA26001371
EXPIRATION DATE: FEBRUARY 28, 2021

Professional Seals

STATE OF FLORIDA
RICHARD G. NOVITSKY
07-24-20
AR99786
REGISTERED ARCHITECT

KEY PLAN

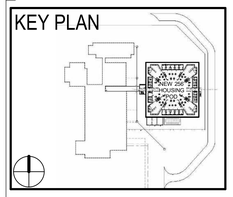

COLUMBIA COUNTY DETENTION FACILITY
389 NW Quinten St, Lake City, FL 32055

COLUMBIA COUNTY BOARD OF COUNTY COMMISSIONERS

SCALE As indicated

No.	Description	Date
	ISSUED FOR PERMIT	7-24-2020

REVISIONS

DRAWN BY	B WOODALL
APPROVED BY	R NOVITSKY
CHECKED BY	B HALL
DATE	JULY 24, 2020

TITLE

DETENTION GLAZED FRAME SCHEDULE AND ELEVATIONS

PROJECT NO. 50101397

QD-610

SHEET NO.

DESTROY AFTER USE