

PREMIUM ROOF REPORT



ADDRESS

481 SW Ridgeview Pl, Lake City, FL, US

Table Of Contents

Page 1	Cover Page
Page 2	Drawing
Page 3	Edge & Facet Identification
Page 4	Area Diagram
Page 5	Length Diagram
Page 6	Pitch Diagram

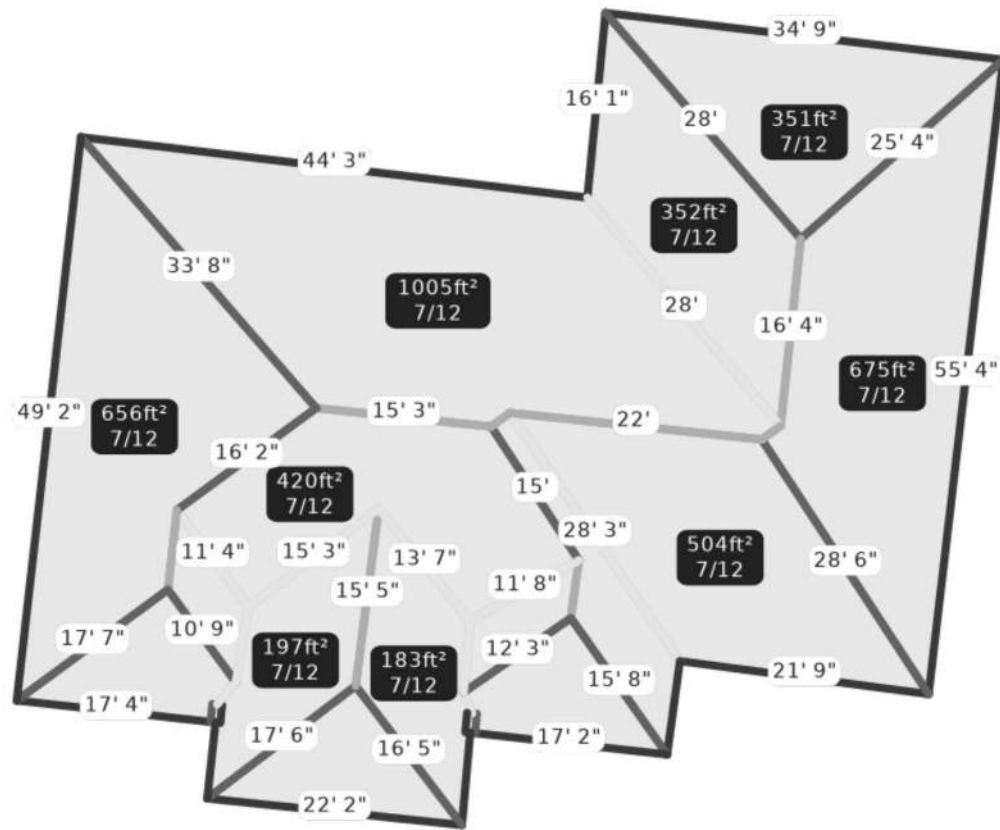
Prepared on: March 23rd, 2022
Prepared by: Florida Roof Specialist, Inc.
4949 Sunbeam Road Suite #3
Jacksonville FL, US
tel: 904-687-3661
Email: jwdjax@yahoo.com



SQ before waste	Predominant pitch	Facets	Chimneys	Skylights	Other Penetrations
49.80	7	15	0	0	0

		Waste Calculation Table					
Roof Facets	15	5%	10%	12%	15%	17%	20%
Area (sq.ft)	4979.90	5228.90	5477.89	5577.49	5726.89	5826.49	5975.88
Squares	49.80	52.29	54.78	55.77	57.27	58.26	59.76

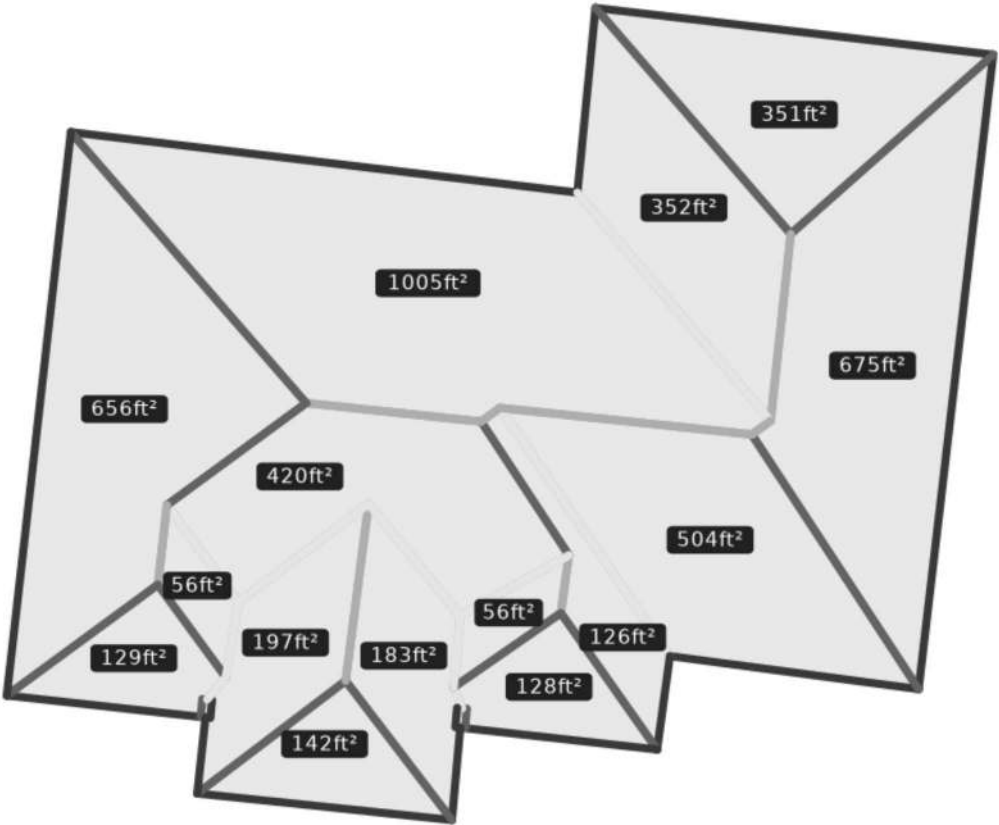
This report is for estimation purposes only. Please make sure to verify all roof details, obstacles, slopes, dimensions prior to material ordering.



Line Type	Total Length (ln.ft)	Line Type	Total Length (ln.ft)
Ridge	85.00	Rake	0.00
Hip	236.83	Eave	304.17
Valley	126.83	Apron Flashing	0.00
Penetration	0	Step Flashing	3.50

Pitch	Area (SQ)	% of Roof
7/12	49.80	100.00

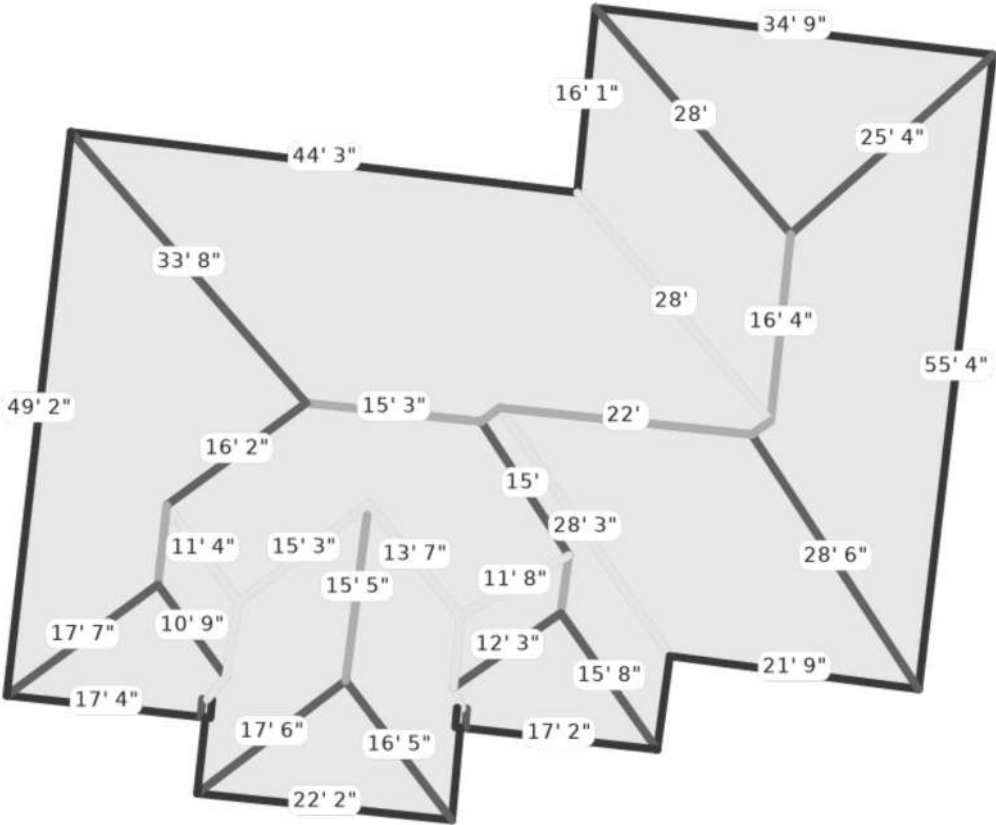
This report is for estimation purposes only. Please make sure to verify all roof details, obstacles, slopes, dimensions prior to material ordering.



Line Type		Total Length (ln.ft)	Line Type		Total Length (ln.ft)
Ridge	●	85.00	Rake	●	0.00
Hip	●	236.83	Eave	●	304.17
Valley	●	126.83	Apron Flashing	●	0.00
Penetration		0	Step Flashing	●	3.50

Pitch	Area (SQ)	% of Roof
7/12	49.80	100.00

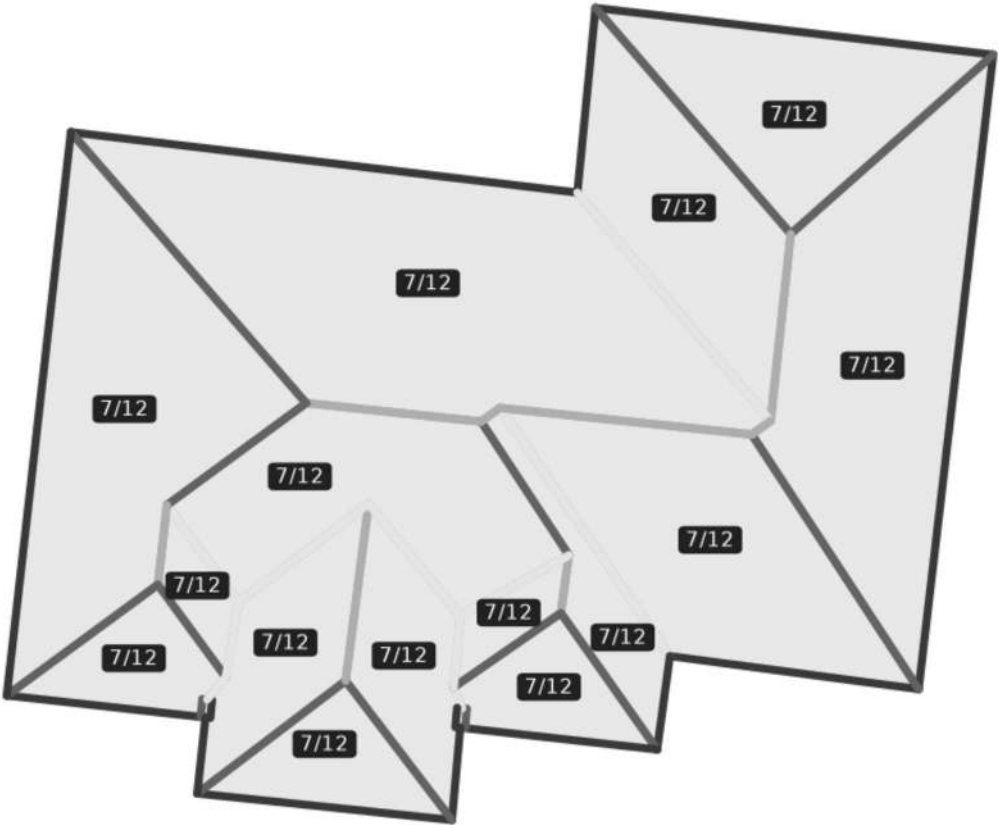
This report is for estimation purposes only. Please make sure to verify all roof details, obstacles, slopes, dimensions prior to material ordering.



Line Type	Total Length (ln.ft)	Line Type	Total Length (ln.ft)
Ridge	85.00	Rake	0.00
Hip	236.83	Eave	304.17
Valley	126.83	Apron Flashing	0.00
Penetration	0	Step Flashing	3.50

Pitch	Area (SQ)	% of Roof
7/12	49.80	100.00

This report is for estimation purposes only. Please make sure to verify all roof details, obstacles, slopes, dimensions prior to material ordering.



Line Type		Total Length (ln.ft)	Line Type		Total Length (ln.ft)
Ridge	●	85.00	Rake	●	0.00
Hip	●	236.83	Eave	●	304.17
Valley	●	126.83	Apron Flashing	●	0.00
Penetration		0	Step Flashing	●	3.50

Pitch	Area (SQ)	% of Roof
7/12	49.80	100.00

This report is for estimation purposes only. Please make sure to verify all roof details, obstacles, slopes, dimensions prior to material ordering.