

FASTENING HI-RIB WALL PANELS

FASTEN APPROX. 1/2" - 1" BELOW
TOP OF THE BEVELED PURLIN

#9x2" S.S.I.D. SCREWS
AT EACH HI-RIB & #9x1" S.S.I.D.
SCREWS CENTERED IN FLATS

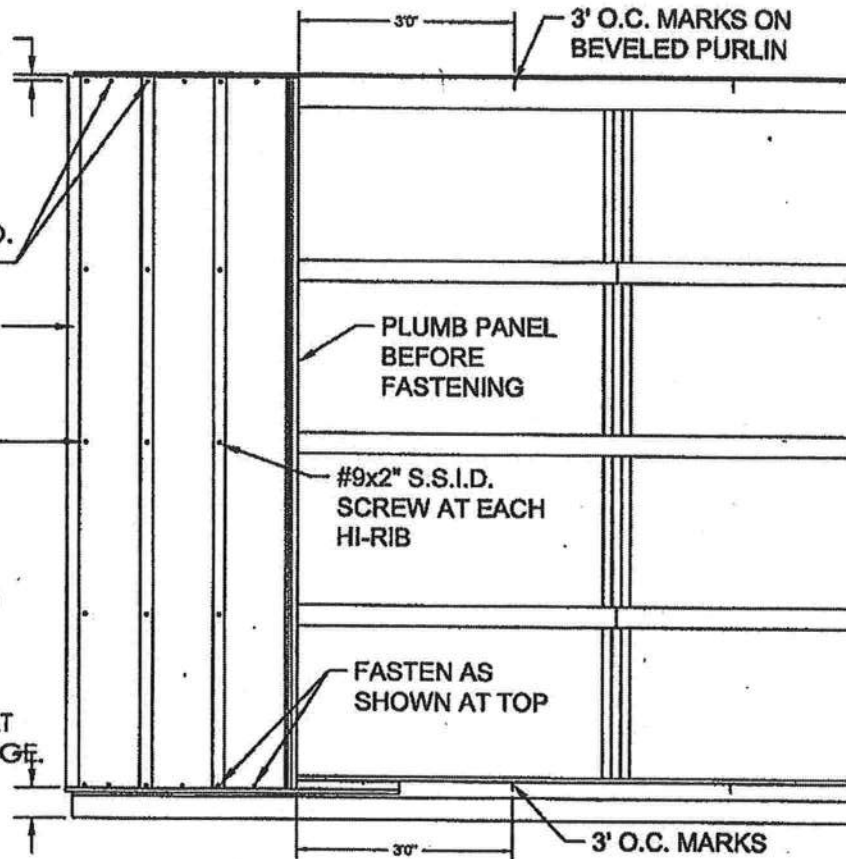
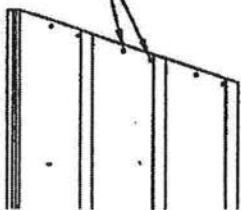
CENTER RIB ON EDGE OF NAILERS

#9x1" S.S.I.D. SCREW AT
EACH NAILER UNDER
CORNER TRIM

*NAIL T#167 OR T#168 AT HEIGHT
DETERMINED FROM LENGTHS OF
PANELS UNDER 3x4 TRACKBOARD
(APPROX. 5" ABOVE GRADE).
NAIL WITH 1-1/2" R.S. NAILS
(3 PER 12" PIECE). SEE CORNER
NOTCHING DETAILS AT BASE OR AT
WAINSCOT ON A FOLLOWING PAGE.

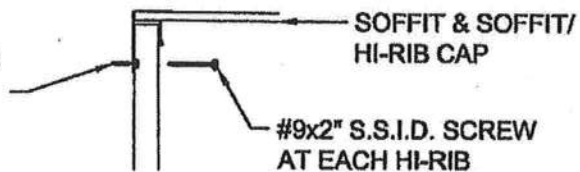
FASTENING END
STEEL AT END TRUSS
(WITHOUT OVERHANG)

FASTEN WITH #9x1"
S.S.I.D. SCREWS
CENTERED IN FLATS
& NEXT TO RIBS
FACING SIPHON
GROOVE



FASTENING SIDE OR END
STEEL AT OVERHANG

#9x1" S.S.I.D. SCREWS
CENTERED IN FLATS



Allen N. Reeves
Allen N. Reeves, P.E., SECB
Structural Engineer
Florida License No. 19354
29 DEC. 2010

MORTON BUILDINGS, INC.

