

Project Measurements Site Survey

SITE PLAN

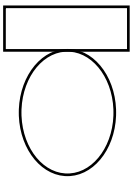
Customer Name: RICE-186100-PLUM Date: 5/4/2025

Site Address: 141 SW LUCY CT LAKE CITY, FL 32025

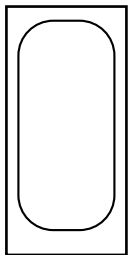
Drawing of Existing Bathroom (Show tub, Vanity, Toilet, window and shower)

SYMBOL REFERENCES

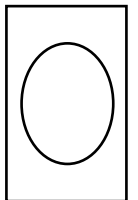
TOILET



BATHTUB



VANITY



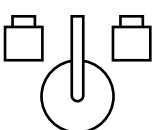
DRAIN



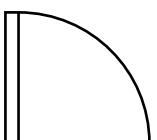
FAUCET



SHOWER

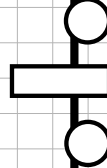


DOOR



Alteration: Remove existing bathtub and replace with jetted tub. No tile or drywall work required. Tub butts up to existing tile. New tub connects to existing drain and water connections.

DRAIN



Install one dedicated 20 amp GFCI circuit for walk-in bathtub.

