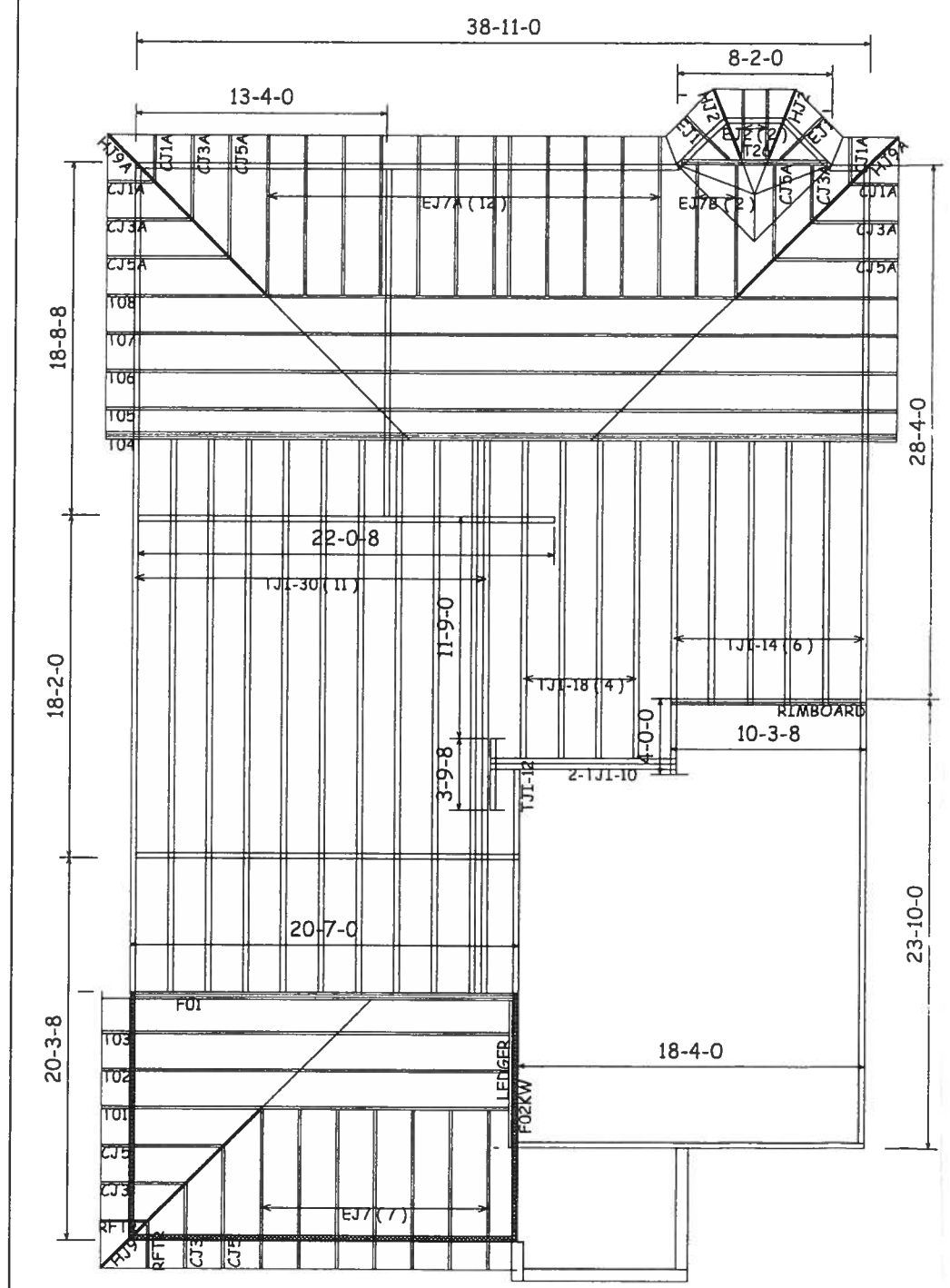

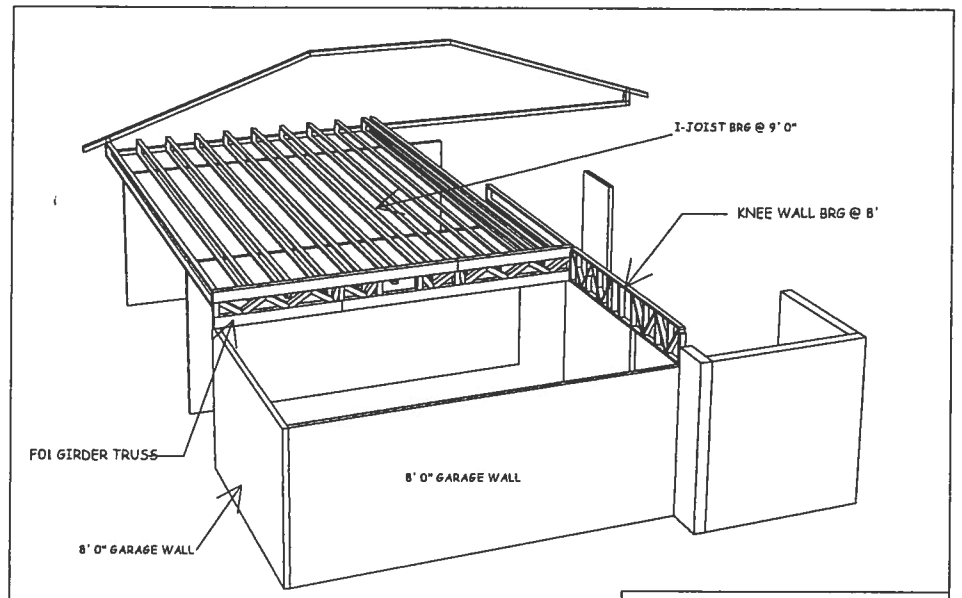

3-D SECTION @ GARAGE

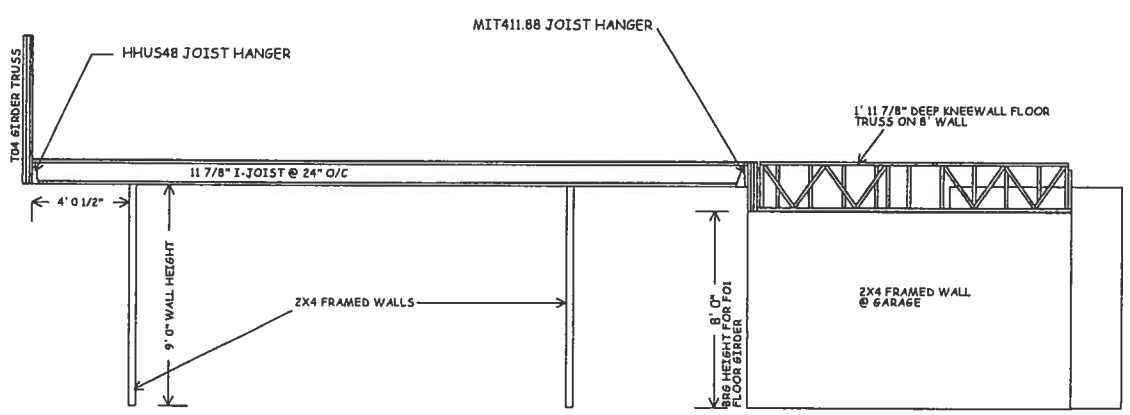

SECTION @ GARAGE/MASTER

TRUSS INFORMATION:

FLOOR DEPTH: 11 7/8" (I-JOIST)
FLOOR SPACING: 24" O/C

HANGER LIST:
19 - HHUS48 (CONNECTS I-JOIST TO T04)
10 - MIT311.88 (CONNECTS TJI-30 TO F01)
4 - IUS3.56/11.88 (CONNECTS TJI-18 TO 2-TJI-10)

NOTE: ADDL' BEARING WALLS NEEDED

BEARING HEIGHT SCHEDULE

9' 0"
1ST FLOOR WALL HEIGHT

8' 0"
1ST FLOOR WALL HEIGHT @ GARAGE

NOTES:

1.) REFER TO HBI 91 (RECOMMENDATIONS FOR HANDLING INSTALLATION AND TEMPORARY BRACING) REFER TO ENGINEERED DRAWINGS FOR PERMANENT BRACING REQUIRED.

2.) ALL TRUSSES (INCLUDING TRUSSES UNDER VALLEY FRAMING) MUST BE COMPLETELY DECKED OR REFER TO DETAIL V105 FOR ALTERNATE BRACING REQUIREMENTS.

3.) ALL VALLEYS ARE TO BE CONVENTIONALLY FRAMED BY BUILDER.

4.) ALL TRUSSES ARE DESIGNED FOR 2' o.c. MAXIMUM SPACING, UNLESS OTHERWISE NOTED

5.) ALL WALLS SHOWN ON PLACEMENT PLAN ARE CONSIDERED TO BE LOAD BEARING, UNLESS OTHERWISE NOTED.

6.) SY42 TRUSSES MUST BE INSTALLED WITH THE TOP BEING UP.

7.) ALL ROOF TRUSS HANGERS TO BE SIMPSON HTU26 UNLESS OTHERWISE NOTED. ALL FLOOR TRUSS HANGERS TO BE SIMPSON THA422 UNLESS OTHERWISE NOTED.

8.) BEAM/HEADER/LINTEL (HDR) TO BE FURNISHED BY BUILDER.

SHOP DRAWING APPROVAL

THIS LAYOUT IS THE SOLE SOURCE FOR FABRICATION OF TRUSSES AND VOIDS ALL PREVIOUS ARCHITECTURAL OR OTHER TRUSS LAYOUTS. REVIEW AND APPROVAL OF THIS LAYOUT MUST BE RECEIVED BEFORE ANY TRUSSES WILL BE BUILT. VERIFY ALL CONDITIONS TO INSURE AGAINST CHANGES THAT WILL RESULT IN EXTRA CHARGES TO YOU.

Expected Delivery Date _____

Approved by: _____ Date: _____

Builders FirstSource
Bunnell
PHONE: 904-437-3349 FAX: 904-437-3994
Jacksonville
PHONE 904-772-6100 FAX: 904-772-1973
Lake City
PHONE 904-755-6894 FAX: 904-755-7973
Sanford
PHONE 407-322-0059 FAX: 407-322-5553

BUILDER: LIPSCOMB EAGLE

LEGAL ADDRESS: COLUMBIA CTY., FL

NOTES: PRESERVE @ LAUREL LAKE LOT #112

REVISION:

SCALE: NTS

DATE	DRAWN BY	JOB #
4/17/07	JP	L235554F