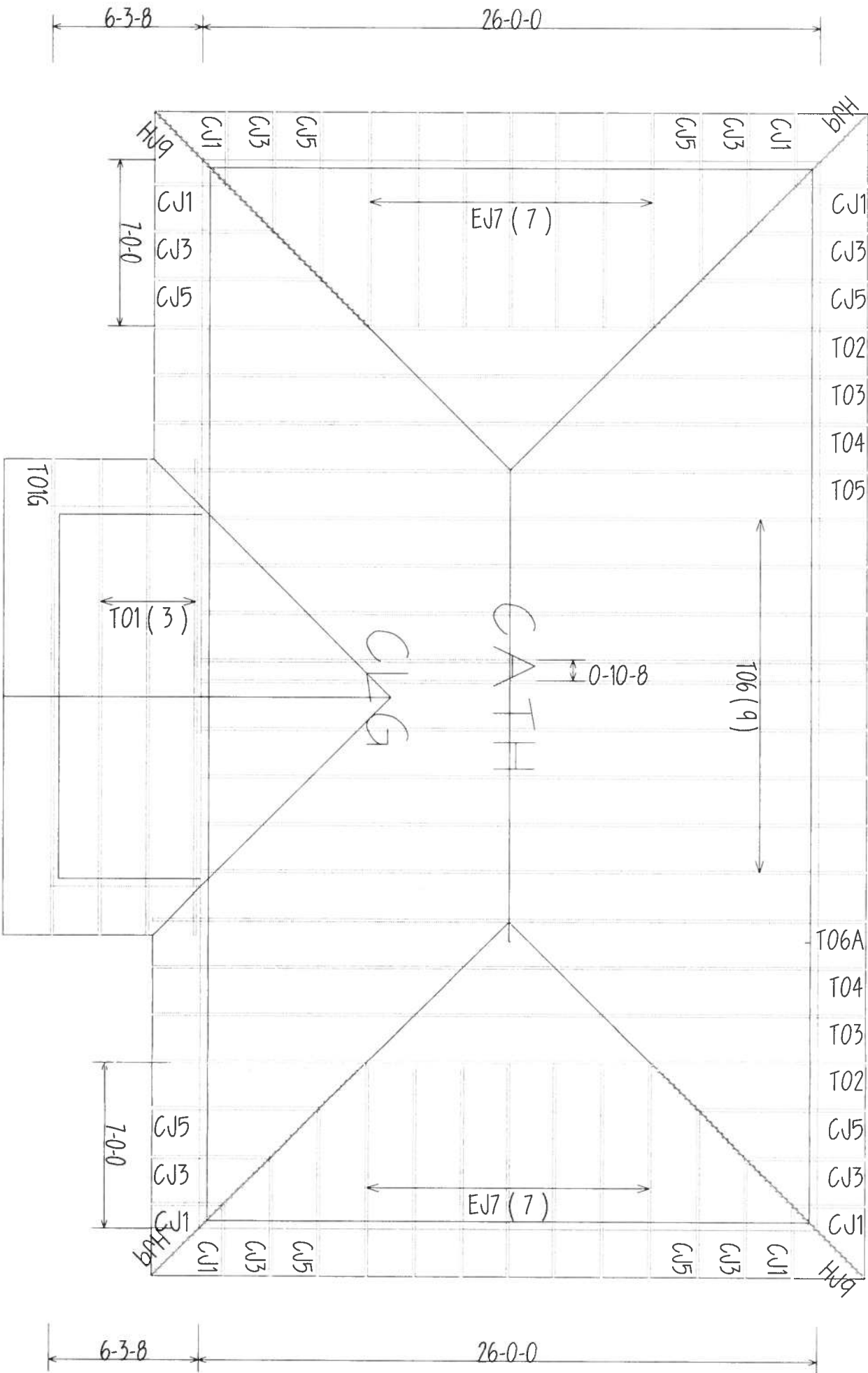
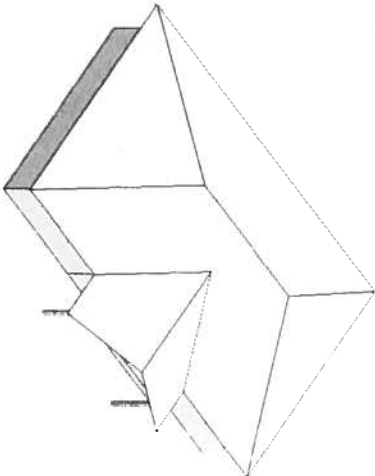


6/12 PITCH 2' OH

45'-0"



BEARING HEIGHT SCHEDULE

8'-0"

NOTES:

- 1) REFER TO HD 91 (RECOMMENDATIONS FOR HANDLING INSTALLATION AND TEMPORARY BRACING) REFER TO ENGINEERED DRAWINGS FOR PERMANENT BRACING REQUIRED
- 2) ALL TRUSSES (INCLUDING TRUSSES UNDER VALLEY FRAMING) MUST BE COMPLETELY DECKED OR REFER TO DETAIL V05 FOR ALTERNATE BRACING REQUIREMENTS
- 3) ALL VALLEYS ARE TO BE CONVENTIONALLY FRAMED BY BUILDER
- 4) ALL TRUSSES ARE DESIGNED FOR 2' OC MAXIMUM SPACING, UNLESS OTHERWISE NOTED
- 5) ALL WALLS SHOWN ON PLACEMENT PLAN ARE CONSIDERED TO BE LOAD BEARING, UNLESS OTHERWISE NOTED
- 6) 5/4x2 TRUSSES MUST BE INSTALLED WITH THE TOP BEING UP
- 7) ALL ROOF TRUSS HANGERS TO BE SIMPSON HUS26 UNLESS OTHERWISE NOTED. ALL FLOOR TRUSS HANGERS TO BE SIMPSON TH442Z UNLESS OTHERWISE NOTED
- 8) BEAMHANGER/INTEL (R08) TO BE FURNISHED BY BUILDER

SHOP DRAWING APPROVAL

THIS LAYOUT IS THE SOLE SOURCE FOR FABRICATION OF TRUSSES AND JOISTS. ALL PREVIOUS ARCHITECTURAL OR OTHER TRUSS LAYOUTS, REVIEW AND APPROVAL OF THIS LAYOUT MUST BE RECEIVED BEFORE ANY TRUSSES WILL BE BUILT. VERIFY ALL CONDITIONS TO INSURE AGAINST CHANGES THAT WILL RESULT IN EXTRA CHARGES TO YOU.

Expedited Delivery Date _____

Approved by: _____ Date: _____



PHONE 904-437-3344 FAX 904-437-3994

PHONE 904-772-6100 FAX 904-772-1973

PHONE 904-755-6894 FAX 904-755-7973

PHONE 407-322-0094 FAX 407-322-9953

PHONE 407-322-0094 FAX 407-322-9953

PHONE 407-322-0094 FAX 407-322-9953

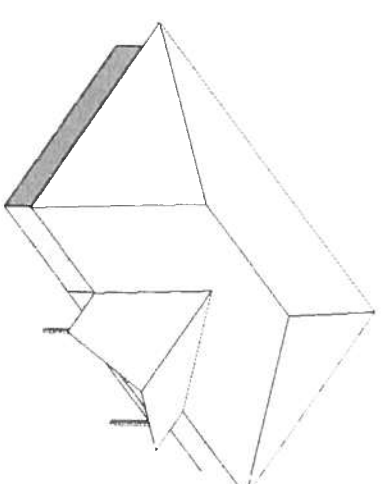
PHONE 407-322-0094 FAX 407-322-9953

PHONE 407-322-0094 FAX 407-322-9953

PHONE 407-322-0094 FAX 407-322-9953

PHONE 407-322-0094 FAX 407-322-9953

45-0-0



BEARING HEIGHT SCHEDULE

08-0

NOTES:

- 1) REFER TO MID J (RECOMMENDATIONS FOR HANDING INSTALLATION AND TENDONING BRACING) REFER TO ENGINEERED DRAWINGS FOR PERMANENT BRACING REQUIRED
- 2) ALL R05055 (INCLUDING R05055 UNDER VALLEY FRAMING) MUST BE COMPLY ELIY DATED OR REFER TO DETAIL VOL FOR ALTERNATE BRACING REQUIREMENTS
- 3) ALL VALLEYS ARE TO BE CONVENTIONALLY FRAMED BY BOLLDER
- 4) ALL R05055 ARE DESIGNED FOR 2.0c MAXIMUM SPACING UNLESS OTHERWISE NOTED
- 5) ALL WALLS SHOWN ON PLACEMENT PLAN ARE CONSIDERED TO BE LOAD DEADING UNLESS OTHERWISE NOTED
- 6) 51942 R05055 MUST BE INSTALLED WITH THE TOP BEING UP
- 7) ALL R0007 FRAMES HANGERS TO BE SAMPSON H0506 UNLESS OTHERWISE NOTED
FLOOR TR0505 HANGERS TO BE SAMPSON TH0422 UNLESS OTHERWISE NOTED
- 8) DEWADING ADVERT LIME (APD) 10 BE FURNISHED BY BOLLDER

SHOP DRAWING APPROVAL

THIS LAYOUT IS THE SOLE SOURCE FOR FABRICATION OF TOPSEES AND VODS ALL PREVIOUS ARCHITECTURAL OR OTHER TRADES LAYOUTS REVIEW AND APPROVAL OF THIS LAYOUT MUST BE RECEIVED BEFORE ANY TOPSEES WILL BE PAID. I CERTIFY ALL CONDITIONS TO INSURE AGAINST GAINERS THAT WILL RESULT IN EXTRA CHARGES TO YOU.

Requested Delivery Date _____

Approved by: _____
Date: _____



PHONE 904-437-3349 FAX 904-437-3994

PHONE 904-772-6100 FAX 904-772-1973

PHONE 904-755-6894 FAX 904-755-7973

PHONE 407-322-0059 FAX 407-322-5553

BUILDER
S J J J J J J

7.07.2017

KUKI SIKEEI HOUSE

CUSTOM	SCALE	NTS
--------	-------	-----

07-13-06	JCB	L200645
----------	-----	---------