DESIGN SPECIFICATIONS

- DESIGN CODES:
  2020 FLORIDA BUILDING CODE (FBC) - RESIDENTIAL
  ASCE 7-10, 2005
  NDS, ACI, ATIC, AWPA, APA, ICC 600-08
- OCCUPANCY: RESIDENTIAL GROUP R-3 (ONE- AND TWO-FAMILY DWELLINGS
- DESIGN LOADS:

  ROOF TRUSS:
  LL 20 PSF TOP CHORD
  LL 0 PSF BOTTOM CHORD
  DL 7 PSF TOP CHORD
  DL 5 PSF BOTTOM CHORD

  ROOF CONVENTIONAL FRAMING:
  LL 20 PSF RAFTERS
  LL 20 PSF CEILING JOISTS
  DL 10 PSF RAFTERS
  DL 10 PSF CEILING JOISTS
  DL 30 PSF ATTICS WITH STORAGE
  DL 10 PSF ATTICS W/O STORAGE

  FLOORS:
  LL 40 PSF TOP CHORD
  LL 0 PSF BOTTOM CHORD
  DL 10 PSF TOP CHORD
  DL 5 PSF BOTTOM CHORD
- MAXIMUM HEIGHT OF STRUCTURE: 27'-1" ft
- NUMBER OF STORIES: 2
- TYPE OF CONSTRUCTION: TYPE V-B, UNPROTECTED, UNSPRINKLERED
- WIND ZONE INFORMATION
  BUILDING: ENCLOSED STRUCTURE
  ULTIMATE DESIGN WIND SPEED: 130 MPH
  NOMINAL DESIGN WIND SPEED: 110 MPH
  BUILDING RISK CATEGORY: II
  WIND EXPOSURE CATEGORY: C
  INTERNAL PRESSURE COEFFICIENT: 0.18 (Clpi ±

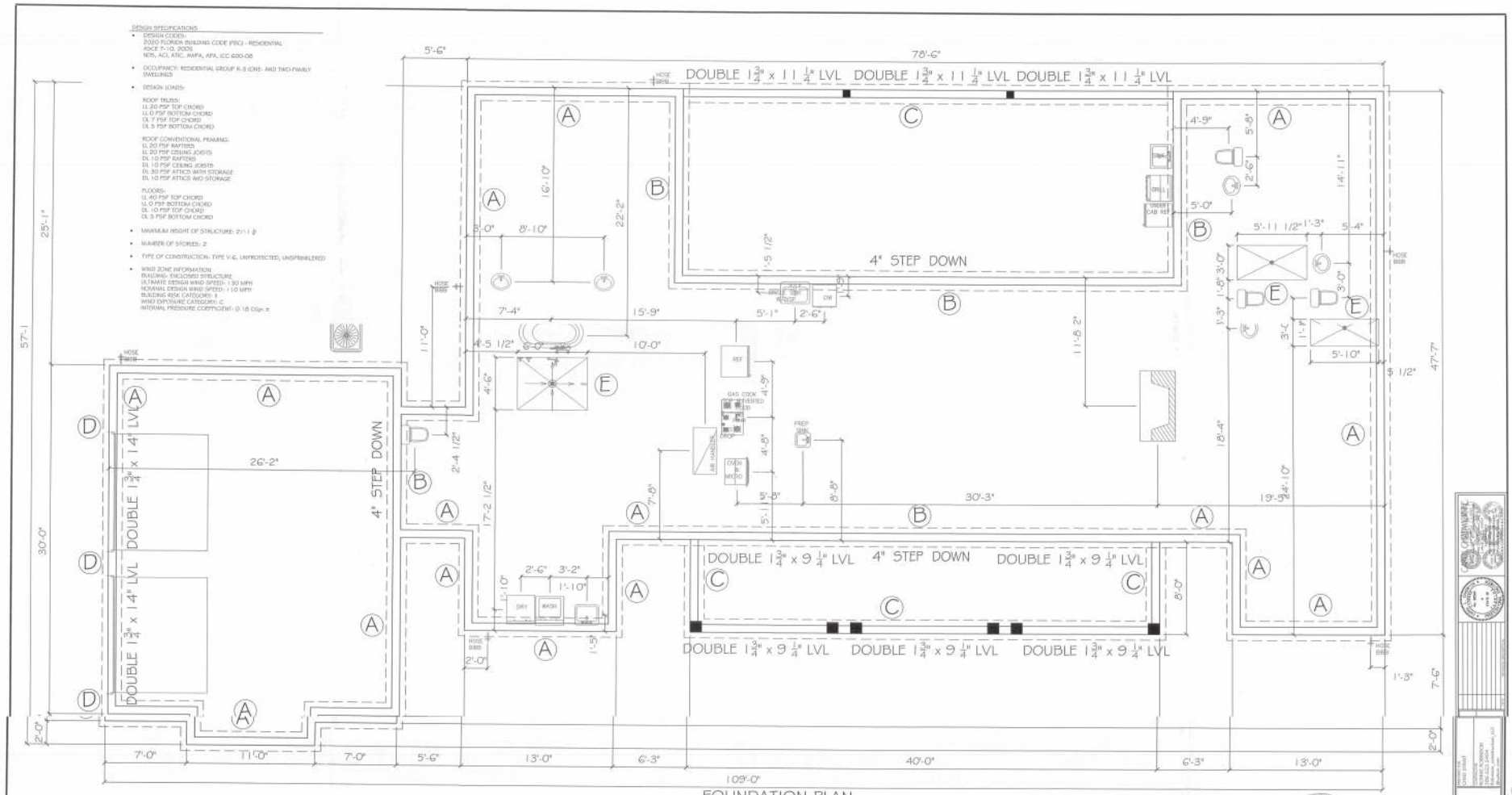

FOUNDATION PLAN

SCALE: 1/4" = 1'

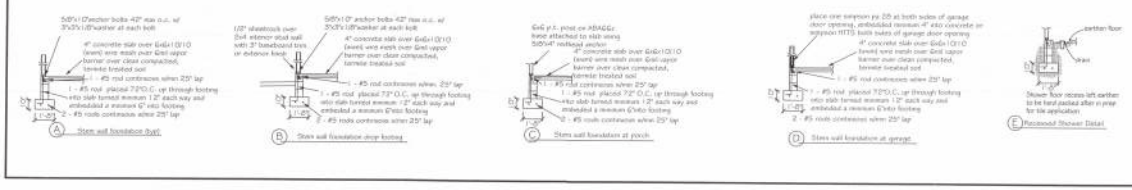

FOUNDATION NOTES

1. REFER TO ARCHITECTURAL & BUILDING PLANS FOR ACTUAL DIMENSIONS, RECESSES IN SLAB, STEP DOWNS, ETC.
2. CONTRACTOR SHALL VERIFY ALL ROUGH PLUMBING LOCATIONS WITH OWNER PRIOR TO POURING SLAB
3. THE SLAB SHALL BE 4" CONCRETE SLAB REINFORCED W/ 6X6-1.4X1.4 WELDED WIRE MESH PLACED ON CHAIRS - 1 4" DEPTH OR FIBER MESH CONCRETE, 6-MIL POLY VAPOR BARRIER W/ 6" LAPS SEALED W/ POLY TAPE OVER TERMITE-TREATED & COMPACTED FILL
4. BOTTOM OF EXTERIOR FOOTINGS SHALL BE A MINIMUM OF 12" BELOW UNDISTURBED SOIL OR ENGINEERED FILL PER FBC, RES. SECTION R403.1.4

NOTE:
SOIL UNDER FOOTING SHALL BE COMPRESSED TO 2000 PSF AT 95% DENSITY. CONCRETE STRENGTH SHALL BE 2500 PSI

FILE COPY

STRAIT RESIDENCE
FOUNDATION PLAN

New Home

NOTE
7/16" O.S. NAILED WITH .50" 6" O.C. IN FIELD 4" O.C. ON EDGES

NOTE
Simpson Strong-Tie Co. Strong-Drive SDWC TRUSS Screws may be used for uplift connection in lieu of straps. Strong-Drive SDWC TRUSS Screws to be installed per manufacturer's specifications.

Simpson Strong-Tie Co. Titen HD Heavy-Duty Screw Anchors 5/8" x 6", minimum spacing of 4.8" o.c., may be used in lieu of 5/8x(11.2) 2" anchor bolts with 3"x3"x1/8" washer. Titen HD Heavy-Duty Screw Anchors shall be installed per manufacturer's specifications.

ROOF SHEATHING FASTENING

- 4" O.C. GABLE END
- 6" O.C. EDGES (ALL ZONES)
- 6" O.C. INTERMEDIATE FRAMING (ZONE 3)
- 12" O.C. INTERMEDIATE FRAMING (ZONES 1 + 2)

SEE FIGURE R602.2.3.1, SECTION R602.1, 2017 FLORIDA BUILDING CODE - RESIDENTIAL, SIXTH EDITION FOR ROOF SHEATHING NAILING ZONES

ROOF NOTES

ROOF PITCH LESS THEN 4:12 ONE LAYER OF UNDERLAYMENT IS REQUIRED

OVERLAP ROOFING UNDERLAYMENT ASPHALT OVER RIPS AND RIDGES

BUTTON CAP NAILS ARE USED TO FASTEN UNDERLAYMENT TO ROOF DECK WHEN SHINGLES NOT REMOVED DAILY

DRIP EDGE INSTALLED ON TOP THE UNDERLAYMENT AT EAVES AND UNDER THE UNDERLAYMENT AT RAKES

ALL ROOF PENETRATIONS ARE PROPERLY FLASHED IN FLASHING OF THE CORRECT SIZE FOR THE PENETRATION

METAL ROOFING ATTACHED WI CORRECT FASTENERS PER CODE AND MANUFACTURERS SPECS

1" SPACE IN MAINTAINED BETWEEN THE END OF THE GUTTER AND THE WALL CLADDING



BEAM CONNECTION DETAIL
NOT TO SCALE

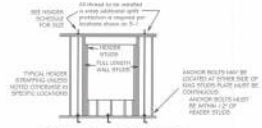

TYPICAL ALL THREAD DETAIL
NOT TO SCALE

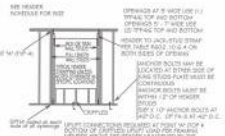

TYPICAL HEADER STRAPPING
NOT TO SCALE

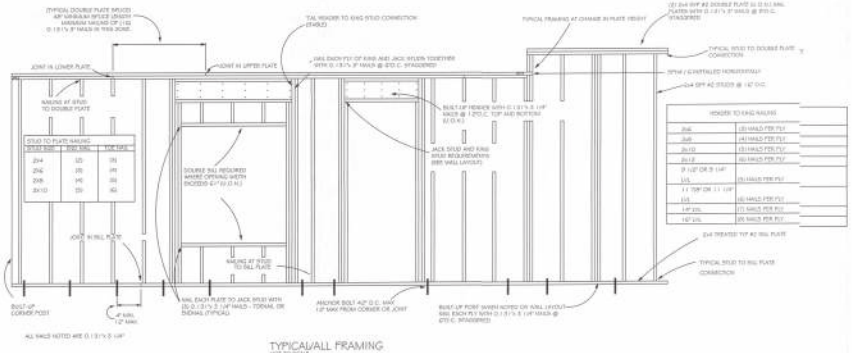

TYPICAL WALL FRAMING
NOT TO SCALE

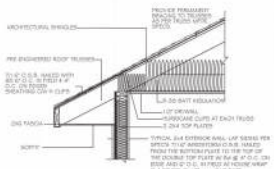

4" STUD EAVE

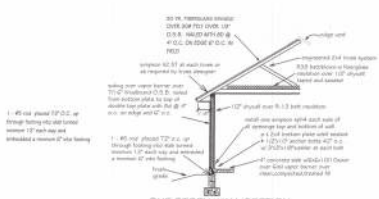

ONE STORY WALL SECTION

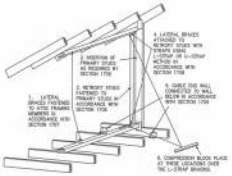

GABLE END BRACING
NOT TO SCALE

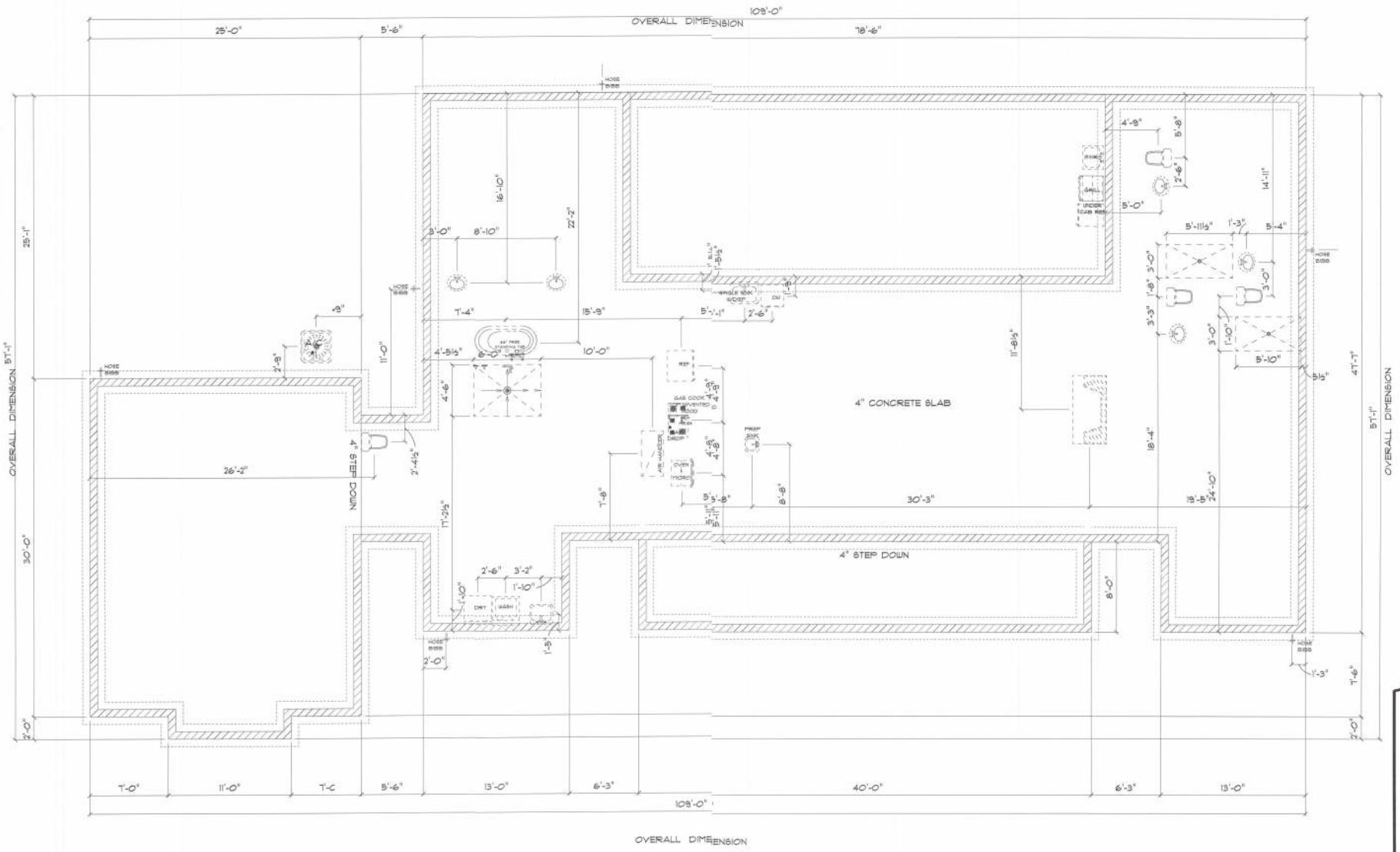

• FOUNDATION / PLUMBING PLAN •

RESIDENCE
for
CHAD STRAIT

COLUMBIA COUNTY
FLORIDA

Teena M. Ruffo
2825 SW 64 ct
Lake City, Florida 32025
Cell: (386) 867 - 151
Email- teenaruffo@aol.com

PRINTED DATE:
Friday, March 11, 2022

DRAWN BY: Teena M. Ruffo
CHECKED BY:

BUILDING CONTRACTOR:
RICHARD ROBINSON CONSTRUCTION

FINALS DATE:

JOB NUMBER:

DRAWING NUMBER
A-
OF 5 SHEETS

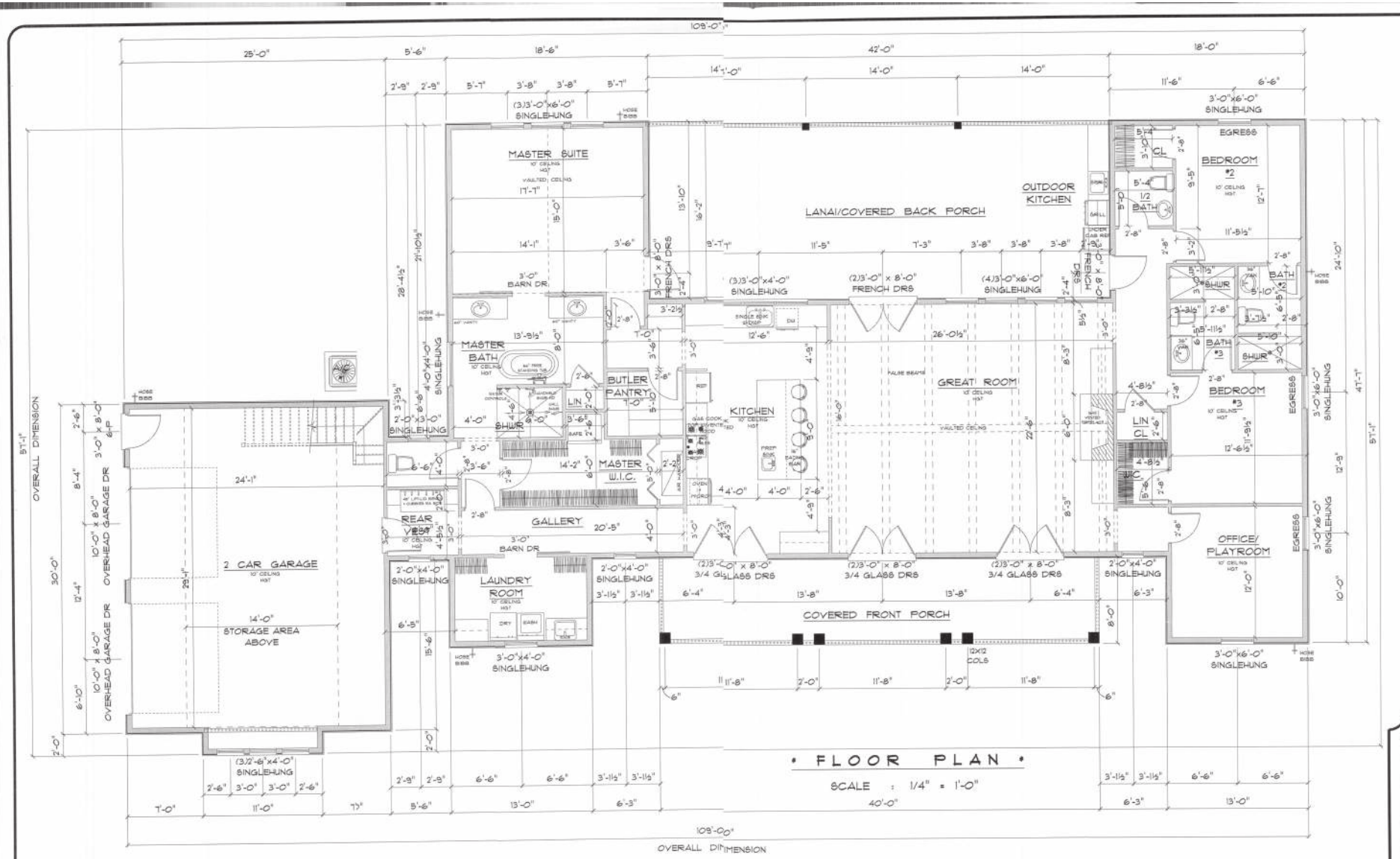

• FLOOR PLAN •

SCALE : 1/4" = 1'-0"

A/C LIVING AREA	=	2700 S.F.
COVERED FRONT PORCH	=	320 S.F.
COVERED BACK PORCH	=	520 S.F.
2 CAR GARAGE	=	772 S.F.
TOTAL AREA UNDER ROOF	=	4312 S.F.
STORAGE AREA OVER GARAGE	=	420 S.F.

IMPORTANT NOTE:

1. IT IS THE BUILDERS RESPONSIBILITY TO VERIFY ALL GEOMETRY AND DIMENSIONS BEFORE ORDERING ANY MATERIALS OR BEGINNING CONSTRUCTION.
2. THESE PLANS ARE FOR LAYOUT AND DESIGN PURPOSES ONLY ALL STRUCTURAL NOTES AND DETAILS TO BE PROVIDED BY AN ENGINEER.
3. ALL EXTERIOR WALLTO BE 2x6 FRAMING ALL INTERIOR WALLS 2x4.
4. ALL DOORS & CASED OPENINGS ON 1ST FLOOR TO BE 8'-0" TALL SECOND FLOOR DOORS TO BE 6'-8".

RESIDENCE
for
CHAD STRAIT

COLUMBIA COUNTY
FLORIDA

Teena M. Sutto
2928 SW 41
Lake City, Florida 32055
Cell: (386) 867 - 1151
Email: teenarulf@gmail.com

PRINTED DATE:
Friday, March 11, 2022

DRAWN BY: Teena M. Sutto
CHECKED BY:

BUILDING CONTRACTOR
RONNIE ROBINSON CONSTRUCTION

FINALS DATE:

JOB NUMBER

DRAWING NUMBER
A-2
OF 5 SHEETS

• FRONT ELEVATION •

SCALE : 1/4" = 1'-0"

12" OVERHANG ON ALL GABLE ENDS AND EAVES

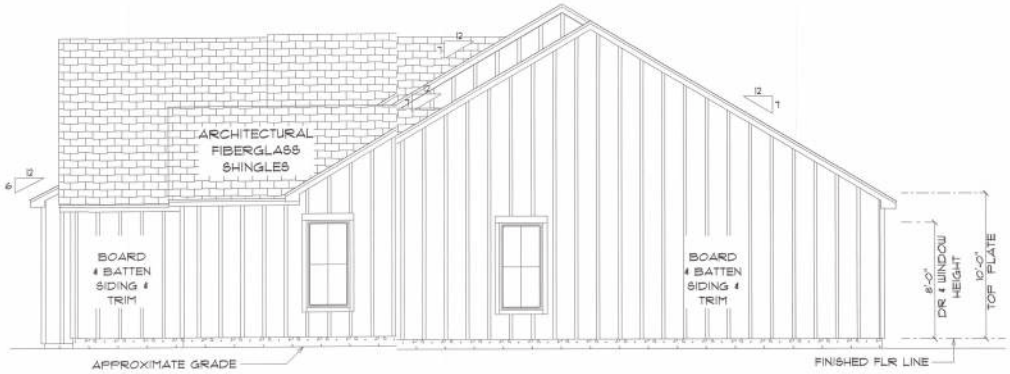

• RIGHT ELEVATION •

SCALE : 1/4" = 1'-0"

RESIDENCE
for
CHAD STRAIT

COLUMBIA COUNTY
FLORIDA

Teena M. Rutto
2605 SW 64 ST
Lake City, Florida 32025
Cell: (386) 867 - 1191
Email: teenarutto@gmail.com

PRINTED DATE:
Friday, March 11, 2022

DRAWN BY: Teena M. Rutto
CHECKED BY:

BUILDING CONTRACTOR
BONNIE ROBINSON CONSTRUCTION

PHASE DATE:

JOB NUMBER:

DRAWING NUMBER
A-3
OF 5 SHEETS

• REAR ELEVATION •

SCALE : 1/4" = 1'-0"

• LEFT ELEVATION •

SCALE : 1/4" = 1'-0"

RESIDENCE
for
CHAD STRAIT

COLUMBIA COUNTY
FLORIDA

Teena M. Rutto
2525 SW SR 41
Lake City, Florida 32025
Cell: (386) 66 - 191
Email: teenarutto@att.net

PRINTED DATE:
Friday, March 11, 2022

DRAWN BY: Teena M. Rutto
CHECKED BY:

BUILDING CONTRACTOR
RICHARD ROBINSON CONSTRUCTION

FINALS DATE:

JOB NUMBER:

DRAWING NUMBER
A-4
OF 5 SHEETS

ELECTRICAL PLAN NOTES

E-1 WIRE ALL APPLIANCES, HVAC UNITS AND OTHER EQUIPMENT PER MANUFACTORS SPECIFICATIONS.

E-2 ALL INSTALLATIONS SHALL BE PER NATIONAL ELECTRIC CODE.

E-3 ALL SMOKE /CARBON MONOXIDE DETECTORS SHALL BE 120V W/BATTERY BACKUP OF THE PHOTOELECTRIC TYPE, AND SHALL
E-4 BE INTERLOCKED TOGETHER. INSTALL INSIDE AND NEAR ALL BEDROOMS AS PER CODE.

TELEPHONE, TELEVISION AND OTHER LOW VOLTAGE DEVICES
E-5 OR OUTLETS SHALL BE AS PER THE OWNERS DIRECTION AND IN ACCORDANCE WITH APPLICABLE SECTIONS OF NATIONAL ELCT.
E-6 CODE LATEST EDITION.

ELECTRICAL CONTRACTOR SHALL BE RESPONSIBLE FOR THE DESIGN AND SIZING OF ELECTRICAL SERVICE AND CIRCUITS.

ENTRY OF SERVICE UNDERGROUND OR OVERHEAD) IS TO BE DETERMINED BY THE POWER COMPANY.

ALL BEDROOM RECEPTICALS ARE TO BE AFCI (ARC FAULT CIRCUIT INTERRUPT)

75% OF ALL PERMANENT LIGHTS TO BE ENERGY EFFECIENT.

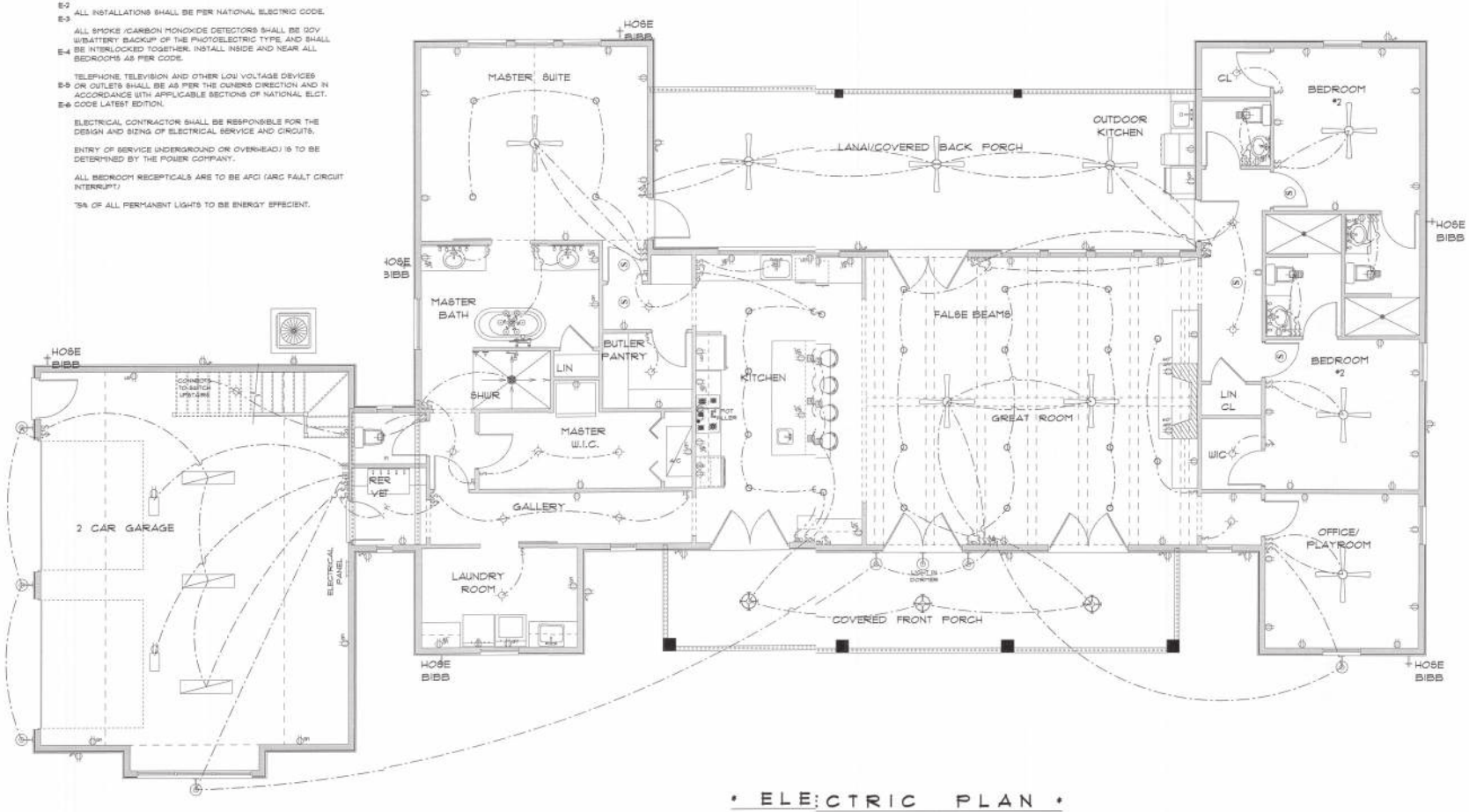

ELECTRICAL LEGEND		
ELECTRICAL	COUNT	SYMBOL
ceiling fan globe 01	9	
traditional 08	1	
ceiling sans	3	
pendant large	4	
pot light	25	
wall mount savoy	8	
Smoke Detector	5	
electrical panel	1	
automatic garage dr opener	2	
dimmer switch	2	
dimmer switch 3-way	4	
fluorescent lt fixture	3	
garage dr opener	2	
light	15	
outlet	47	
outlet 220v	3	
outlet gfi	25	
outlet up	13	
switch	36	
switch 3 way	12	
switch 4 way	9	
vent light combo	4	
vanity bar light 01	4	
vanity bar light 02	1	

• ELECTRIC PLAN •

SCALE: 1/4" = 1'-0"

RESIDENCE
for
CHAD STRAIT

COLUMBIA COUNTY
FLORIDA

Teena M. Buffo
2926 SW SR 47
Lake City, Florida 32025
Cell: (386) 867 - 1151
Email: teenaruff@gmail.com

PRINTED DATE:
Friday, March 11, 2022

DRAWN BY: Teena M. Ruffo
CHECKED BY:

BUILDING CONTRACTOR:
REDWIRE WORKMAN CONSTRUCTION

FINALS DATE:

JOB NUMBER:

DRAWING NUMBER
A-5
OF 5 SHEETS