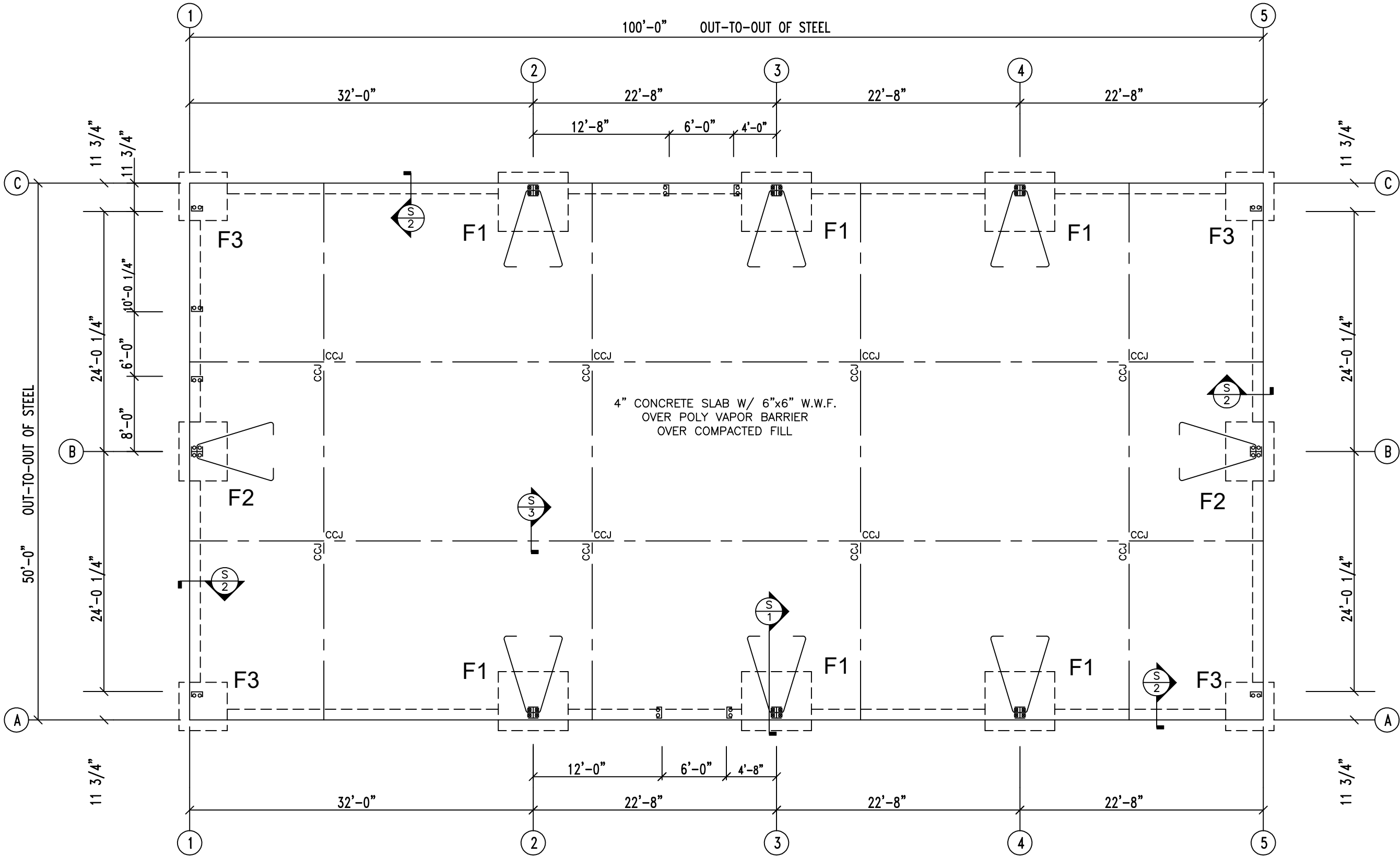



FOOTING SCHEDULE		
MARK	SIZE	REINFORCING
F1	4'-6" x 6'-6" x 2'-0"	#5 @ 12" O.C. EACH WAY TOP & BOTTOM
F2	3'-6" x 5'-6" x 2'-0"	#5 @ 12" O.C. EACH WAY TOP & BOTTOM
F3	3'-6" x 3'-6" x 2'-0"	#5 @ 12" O.C. EACH WAY TOP & BOTTOM



FOUNDATION PLAN

Digitally signed  
by Kyle  
McDonough  
Date: 2020.10.01  
'10:17:19 -04'00

This document has been electronically signed by Kyle S. McDonough using a Digital Signature and Date. This electronic signature is generated via a third-party verification service, and the application of it signs and certifies the entire PDF document. As such, only the first page of this documents requires a digital verified signature. Printed copies of this document are not considered signed and sealed and the signature must be verified on any electronic copies.



**APEX METAL BUILDING SYSTEMS**  
118 Northeast Conner St.  
LIVE OAK, FL 32406  
PHONE: 800.231.0026

**NEW GENERATION GYM**  
LAKE CITY, FL 32025

**JOB NO. 20-547**

DATE  
OCTOBER 1, 2020

SHEET  
1 OF 2

DESIGN LOADS:

ROOF LIVE LOAD:	20 PSF
ROOF DEAD LOAD	
SUPERIMPOSED:	3.0 PSF
COLLATERAL:	0.5 PSF
GROUND SNOW LOAD:	0.0 PSF
FLAT ROOF SNOW LOAD:	0.0 PSF
ULTIMATE WIND SPEED:	120 MPH
WIND EXPOSURE CATEGORY:	B
IMPORTANCE FACTOR:	
WIND	1.00
SEISMIC	1.00
SNOW	1.00

SEISMIC DESIGN PARAMETERS:

SEISMIC USE GROUP:	II -- NORMAL
SPECTRAL RESPONSE ACCELERATION:	S <sub>S</sub> : --
	S <sub>1</sub> : --
	D: --
SITE CLASSIFICATION:	
SEISMIC DESIGN CATEGORY:	

LATERAL DESIGN CONTROL:

EARTHQUAKE:	---
WIND:	X
CALCULATED BUILDING DESIGN BASE SHEARS:	
V <sub>X</sub> =	SEE METAL BLDG. DRAWINGS
V <sub>Y</sub> =	SEE METAL BLDG. DRAWINGS

FOUNDATIONS:

1. ASSUMED SOIL BEARING PRESSURE IS 2,000 PSF ON FIRM UNDISTURBED SOIL OR COMPACTED FILL MATERIAL. ALL CONC. FOOTINGS SHOULD EXTEND BELOW FROST LINE PER LOCAL BUILDING CODE.
2. FILL MATERIAL SHALL BE FREE OF ROOTS, WOOD, AND OTHER ORGANIC MATERIAL MATERIALS USED FOR FILL BELOW FOOTINGS AND WITHIN BUILDING LIMITS SHALL BE TESTED AND APPROVED FOR USE BY AN APPROVED TESTING AGENCY.
3. FILL SHALL BE PLACED IN LIFTS NO GREATER THAN 8 INCHES AND COMPACTED TO 95 PERCENT OF THE OPTIMUM DENSITY AS DEFINED BY ASTM D-698.
4. PROOFROLLING SHALL BE CONDUCTED FOR BUILDING SUBGRADE USING A FULLY LOADED DUMP TRUCK. PROOFROLLING SHALL BE CONDUCTED FOLLOWING A SUITABLE PERIOD OF DRY WEATHER TO AVOID DEGRADING AN OTHERWISE ACCEPTABLE SUBGRADE.
5. UTILITY LINES SHALL NOT BE PLACED THROUGH BUILDING FOUNDATIONS WITHOUT THE STRUCTURAL ENGINEER'S APPROVAL.

CONCRETE:

1. ALL CONCRETE CONSTRUCTION SHALL BE PERFORMED IN ACCORDANCE WITH THE CURRENT ACI BUILDING CODE REQUIREMENTS FOR REINFORCED CONCRETE ACI 318-14.
2. ALL CONCRETE SHALL HAVE ASTM C-33 AGGREGATE WITH MAXIMUM UNIT WEIGHT OF 150 PCF. CONCRETE COMPRESSIVE STRENGTH SHALL BE 3,000 PSI AT 28 DAYS, MIN.

REINFORCING STEEL:

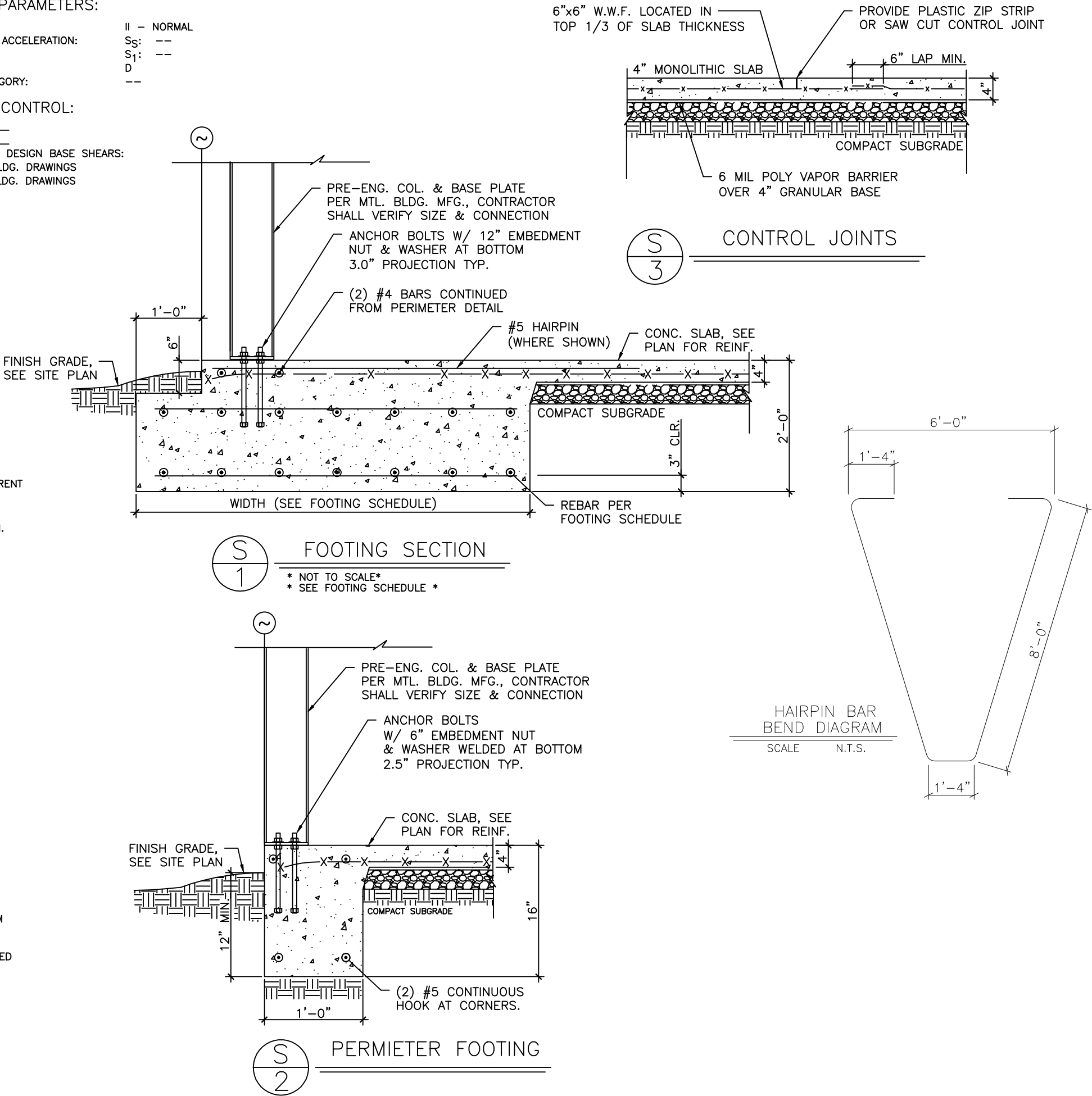
1. REINFORCING STEEL SHALL BE BILLET STEEL, DEFORMED BARS CONFORMING TO ASTM A-615, GRADE 60.
2. CONCRETE COVERAGE OF REINFORCING STEEL SHALL BE IN ACCORDANCE WITH THE FOLLOWING SCHEDULE UNLESS OTHERWISE NOTED:

A. FOOTINGS AND GRADE BEAMS	3 INCHES
B. SLABS ON GRADE	2 INCHES
3. REINFORCING STEEL SHALL BE LAPPED USING THE FOLLOWING SCHEDULE:

NO.4 = 25"	NO.5 = 31"	NO.6 = 37"
------------	------------	------------

GENERAL NOTES:

1. FINISHED FLOOR ELEVATION IS AT 100'-0" UNLESS OTHERWISE NOTED.
2. SLAB ON GRADE IS 4 INCH NORMAL WEIGHT CONCRETE WITH 6"x6" W1.4XW1.4 WELDED WIRE FABRIC ON 6 MIL VAPOR BARRIER AND COMPACTED FILL.
3. CONTROL JOINTS IN CONCRETE SLABS SHALL BE SAWCUT. CONSTRUCTION JOINTS SHALL BE FORMED WITH KEYED METAL EDGE FORM MATERIAL OR EQUIVALENT.
4. ALL WORK SHALL BE PERFORMED IN ACCORDANCE WITH ALL NATIONAL, STATE, AND LOCAL CODES AND REGULATIONS.
5. ALL DIMENSIONS SHOULD BE READ OR CALCULATED, NOT SCALED.
6. REFER TO METAL BUILDING DRAWINGS FOR SPECIFIC DETAILS AND INFORMATION.
7. REFER TO METAL BUILDING DRAWINGS FOR ALL ANCHOR BOLT SIZES AND LOCATIONS.
8. THE DESIGN OF THIS FOUNDATION WAS PREPARED IN ACCORDANCE WITH THE REQUIREMENTS OF THE FLORIDA BUILDING CODE - 2017 EDITION.
9. THE CONTRACTOR SHALL EXERCISE PROPER PRECAUTION TO VERIFY ALL EXISTING CONDITIONS AND LAYOUT OF WORK. IMMEDIATELY NOTIFY THE ENGINEER OF ANY DISCREPANCIES. THE CONTRACTOR IS RESPONSIBLE FOR ANY ERROR RESULTING FROM FAILURE TO EXERCISE SUCH PRECAUTION.
10. ANY DISCREPANCIES, ERRORS OR OMISSIONS DISCOVERED IN THE DOCUMENT SHALL BE BROUGHT TO THE ATTENTION OF THE ENGINEER BEFORE PROCEEDING WITH RELATED WORK. OTHERWISE, THE CORRECTION OF SUCH ITEMS IS THE RESPONSIBILITY OF THE CONTRACTOR OR SUBCONTRACTOR.
11. WHERE A DETAIL, TYPICAL DETAIL, SECTION, TYPICAL SECTION OR A NOTE IS SHOWN FOR ONE CONDITION, IT SHALL APPLY FOR ALL LIKE OR SIMILAR CONDITIONS UNLESS OTHERWISE NOTED.



APEX METAL BUILDING SYSTEMS  
118 Northeast Conner St.  
LIVE OAK, FL 32406  
PHONE: 800.231.0026

NEW GENERATION GYM  
LAKE CITY, FL 32025  
JOB NO. 20-547