

# COLUMBIA COUNTY PERMIT WORKSHEET

page 1 of 2

These worksheets must be completed and signed by the installer.  
Submit the originals with the packet.

Installer Adam Williams License # HL 15485

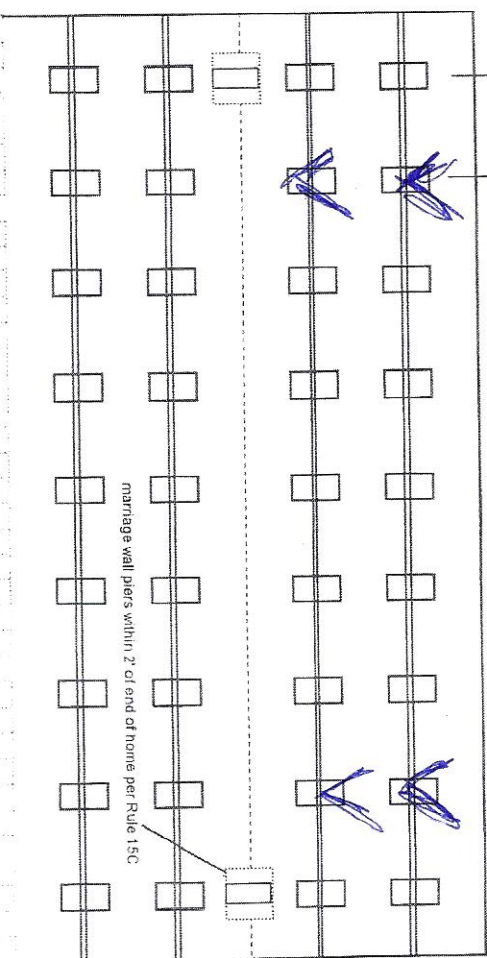

911 Address where home is being installed. \_\_\_\_\_

Manufacturer Life Deck Length x width \_\_\_\_\_

NOTE: if home is a single wide fill out one half of the blocking plan if home is a triple or quad wide sketch in remainder of home

I understand Lateral Arm Systems cannot be used on any home (new or used) where the sidewall ties exceed 5 ft 4 in.

Installer's initials AW



New Home ☒ Used Home ☐

Home installed to the Manufacturer's Installation Manual ☒

Home is installed in accordance with Rule 15-C ☐

Single wide ☒ Wind Zone II ☒ Wind Zone III ☐

Double wide ☐ Installation Decal # \_\_\_\_\_

Triple/Quad ☐ Serial # \_\_\_\_\_

## PIER SPACING TABLE FOR USED HOMES

Load bearing capacity (sq in)	Footer size (256)	18 1/2" x 18 (342)	20" x 20" (400)	22" x 22" (484)*	24" x 24" (576)*	26" x 26" (676)
1000 psf	3'	4'	5'	6'	7'	8'
1500 psf	4' 6"	6'	7'	8'	8'	8'
2000 psf	6'	8'	8'	8'	8'	8'
2500 psf	7' 6"	8'	8'	8'	8'	8'
3000 psf	8'	8'	8'	8'	8'	8'
3500 psf	8'	8'	8'	8'	8'	8'

\* interpolated from Rule 15C-1 pier spacing table.

## PIER PAD SIZES

I-beam pier pad size \_\_\_\_\_

Perimeter pier pad size \_\_\_\_\_

Other pier pad sizes (required by the mfg.) \_\_\_\_\_

Draw the approximate locations of marriage wall openings 4 foot or greater. Use this symbol to show the piers.

List all marriage wall openings greater than 4 foot and their pier pad sizes below.

Opening \_\_\_\_\_ Pier pad size \_\_\_\_\_

## ANCHORS

4 ft \_\_\_\_\_ 5 ft \_\_\_\_\_

## FRAME TIES

Longitudinal Stabilizing Device (LSD) \_\_\_\_\_

Manufacturer \_\_\_\_\_

Longitudinal Stabilizing Device w/ Lateral Arms \_\_\_\_\_

Manufacturer \_\_\_\_\_

## OTHER TIES

Number \_\_\_\_\_

Sidewall \_\_\_\_\_

Longitudinal \_\_\_\_\_

Marriage wall \_\_\_\_\_

Shearwall \_\_\_\_\_



## COLUMBIA COUNTY PERMIT WORKSHEET

page 2 of 2

## POCKET PENETROMETER TEST

The pocket penetrometer tests are rounded down to 1500 psf or check here to declare 1000 lb. soil \_\_\_\_\_ without testing.

X 1500X 1500X 1500

## POCKET PENETROMETER TESTING METHOD

1. Test the perimeter of the home at 6 locations.
2. Take the reading at the depth of the footer.
3. Using 500 lb. increments, take the lowest reading and round down to that increment.

X 1500X 1500X 1500

## TORQUE PROBE TEST

The results of the torque probe test is 180 inch pounds or check here if you are declaring 5" anchors without testing \_\_\_\_\_. A test showing 275 inch pounds or less will require 5 foot anchors.

**Note:** A state approved lateral arm system is being used and 4 ft. anchors are allowed at the sidewall locations. I understand 5 ft anchors are required at all centerline tie points where the torque test reading is 275 or less and where the mobile home manufacturer may requires anchors with 4000 lb holding capacity.

Installer's initials \_\_\_\_\_

## ALL TESTS MUST BE PERFORMED BY A LICENSED INSTALLER

Installer Name

Glenn Williams

Date Tested

7-30-20

## Electrical

Connect electrical conductors between multi-wide units, but not to the main power source. This includes the bonding wire between multi-wide units. Pg. \_\_\_\_\_

## Plumbing

Connect all sewer drains to an existing sewer tap or septic tank. Pg. \_\_\_\_\_

Connect all potable water supply piping to an existing water meter, water tap, or other independent water supply systems. Pg. \_\_\_\_\_

## Site Preparation

Debris and organic material removed \_\_\_\_\_

Water drainage: Natural \_\_\_\_\_

Swale \_\_\_\_\_

Pad \_\_\_\_\_

Other ☒

## Fastening multi wide units

Floor: \_\_\_\_\_

Type Fastener: NLength: ✓Spacing: A

Walls: \_\_\_\_\_

Type Fastener: ✓Length: ✓Spacing: ✓

For used homes a min. 30 gauge, 8" wide, galvanized metal strip will be centered over the peak of the roof and fastened with galv. roofing nails at 2" on center on both sides of the centerline.

## Gasket (weatherproofing requirement)

I understand a properly installed gasket is a requirement of all new and used homes and that condensation, mold, mildew and buckled marriage walls are a result of a poorly installed or no gasket being installed. I understand a strip of tape will not serve as a gasket.

Installer's initials N/A

Type gasket \_\_\_\_\_

Pg. \_\_\_\_\_

Installed: \_\_\_\_\_

Between Floors Yes \_\_\_\_\_

Between Walls Yes \_\_\_\_\_

Bottom of ridgebeam Yes \_\_\_\_\_

## Weatherproofing

The bottomboard will be repaired and/or taped. Yes \_\_\_\_\_ Pg. \_\_\_\_\_  
Siding on units is installed to manufacturer's specifications. Yes \_\_\_\_\_  
Fireplace chimney installed so as not to allow intrusion of rain water. Yes \_\_\_\_\_

## Miscellaneous

Skirting to be installed. Yes \_\_\_\_\_ No \_\_\_\_\_

Dryer vent installed outside of skirting. Yes \_\_\_\_\_ N/A \_\_\_\_\_

Range downflow vent installed outside of skirting. Yes \_\_\_\_\_ N/A \_\_\_\_\_

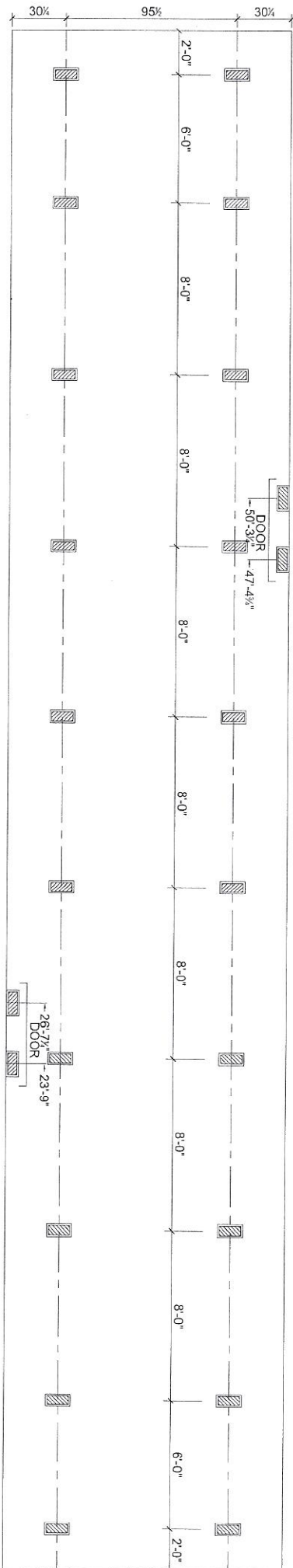
Drain lines supported at 4 foot intervals. Yes \_\_\_\_\_

Electrical crossovers protected. Yes \_\_\_\_\_

Other: \_\_\_\_\_

Installer verifies all information given with this permit worksheet is accurate and true based on the

Installer Signature Glenn WilliamsDate 7-30-20



Support Pier/Typ

Foundation Notes:

- THIS DRAWING IS DESIGNED FOR THE STANDARD WIND ZONE AND IS TO BE USED IN CONJUNCTION WITH THE INSTALLATION MANUAL AND ITS SUPPLEMENTS.
- FOOTINGS ARE SHOWN FOR EXAMPLE ONLY QUANTITY AND SPACING MAY VARY BASED ON PAD TYPE, SOIL CONDITION, ETC.

6-25-2015

**Live Oak Homes**  
**MODEL: L-4723A - 14 X72**  
**3-BEDROOM / 1-BATH**

**L-4723A**



Date of Birth

Buyer:

Co-Buyer:

## Wayne Frier Super Center

2772 N. Young Blvd.

Chiefland, FL 32626

352-490-6100 Fax 352-490-7017

Drivers License

Buyer:

Co-Buyer:

BUYER(S): Larry Hern		PHONE 330-283-3301		DATE 7/24/2020	
MAILING ADDRESS					
DELIVERY ADDRESS					
MAKE & MODEL		YEAR	BEDROOMS	FLOOR SIZE	HITCH SIZE
Live Oak L-4723A		2020	3	72 w 14 l	78 w 14 l
SERIAL NUMBER		COLOR		PROPOSED DELIVERY DATE	SALES PERSON
LOHGA 22035638		NEW <input checked="" type="checkbox"/> USED <input type="checkbox"/>			CHRIS
LOCATION	R-VALUE	THICKNESS	TYPE OF INSULATION	BASE PRICE OF UNIT	
CEILING	21	7.25	blown insulation	\$ 55,900.00	
EXTERIOR	11	3.5	kraft backed insulation	OPTIONAL EQUIPMENT	
FLOORS	11	3.5	blanket insulation	PROCESSING FEE	
THIS INSULATION INFORMATION WAS FURNISHED BY THE MANUFACTURER AND IS DISCLOSED IN				SUB-TOTAL	
COMPLIANCE WITH THE FEDERAL TRADE COMMISSION RULE, PART SECTION 400.16				\$ 55,900.00	
OPTIONAL EQUIPMENT, LABOR & ACCESSORIES				SALES TAX	
Delivered & Set-up. Up to 3 block high				COUNTY SUR TAX	
Included				\$ 3,354.00	
Tied Down				ESTIMATED TAG & TITLE FEES	
Included				VARIOUS FEES & INSURANCE	
Connect water & sewer up to edge of home only				LAND IMPROVEMENTS	
Included				\$ -	
Furnished <input type="checkbox"/> No warranty on furniture or décor pkgs.				1. CASH PURCHASE PRICE	
Unfurnished <input checked="" type="checkbox"/>				\$ 59,304.00	
Customer responsible for any tractor / dozer fees incurred during set-up of new home and / or removal of trade				TRADE-IN ALLOWANCE	
Agree				\$ -	
Wheels & axles deleted from sale price of home. Will lend for a local move.				LESS BAL DUE ON ABOVE	
Agree				\$ -	
Customer responsible for any gas or electrical hookups to home. (Dealer not licensed)				NET ALLOWANCE	
Agree				\$ -	
Customer responsible for releveling of home after initial setup. Can not be responsible for settling of land. We will re-level home, but there will be a charge.				CASH DOWN PAYMENT	
Agree				\$ 12,000.00	
Options include extra: (List)				CASH AS AGREED	
AC installed, two sets of wood code steps, vertical skirting				\$ -	
BALANCE CARRIED TO OPTIONAL EQUIPMENT				2. LESS TOTAL CREDITS	
\$ -				\$ 12,000.00	
NOTE: WARRANTY EXCLUSIONS AND LIMITATIONS OF DAMAGES ON THE REVERSE SIDE				SUB TOTAL	
DESCRIPTION OF TRADE-IN				\$ 47,304.00	
MAKE	MODEL	BEDROOMS	3. Unpaid Balance of Cash Sale Price		
TITLE NO	SERIAL	COLOR	\$ 47,304.00		
AMOUNT OWING TO WHOM			REMARKS:		
NO			NO VERBAL AGREEMENTS WILL BE HONORED.		
ANY DEBT BUYER OWES ON THE TRADE-IN IS TO BE PAID BY <input type="checkbox"/> DEALER <input checked="" type="checkbox"/> BUYER			Initial: _____		
THIS AGREEMENT CONTAINS THE ENTIRE UNDERSTANDING BETWEEN DEALER AND BUYER AND NO OTHER REPRESENTATION OR INDUCEMENT, VERBAL OR WRITTEN, HAS BEEN MADE WHICH IS NOT CONTAINED IN THIS CONTRACT. Dealer and Buyer certify that the additional terms and conditions printed on the other side of this contract are agreed to as part of this agreement. The same as if printed above the signatures. Buyer is purchasing the above described trailer, manufactured home or vehicle, the optional equipment and accessories. The insurance as described has been voluntary. That Buyer's trade-in is free from all claims whatsoever, except as noted. BUYER ACKNOWLEDGES RECEIPT OF A COPY OF THIS ORDER AND THAT BUYER HAS READ AND UNDERSTANDS THE BACK OF THIS AGREEMENT.			Updated damages are agreed to be \$ _____ or 10% of the cash price, whichever is greater.		
Wayne Frier Super Center			SIGNED X _____ BUYER		
Not Valid Unless Signed and Accepted by an Officer of the Company or an Authorized Agent			SOCIAL SECURITY NO 455 68 3768		
By _____ Approved			SIGNED X _____ BUYER		
			SOCIAL SECURITY NO _____		