

Permit Application / Manufactured Home Installation Application

For Office Use Only

(Revised 6/24)

Zoning Official _____

Building Official _____

AP# _____

Date Received _____

By _____

Permit # _____

Flood Zone _____

Development Permit _____

Zoning _____

Land Use Plan Map Category _____

Comments _____

FEMA Map# _____

Elevation _____

Finished Floor _____

River _____

In Floodway _____

- ☐ Recorded Deed or ☐ Property Appraiser PO ☐ Site Plan ☐ EH # _____
- ☐ Land Owner Affidavit ☐ Installer Authorization ☐ FW Comp. letter ☐ App Fee Paid ☐ 911 App
- ☐ DOT Approval ☐ Parent Parcel # _____ ☐ STUP-MH _____
- ☐ Ellisville Water Sys ☐ Assessment _____ ☐ In County ☐ Sub VF For _____

***This page not required if Online Submission**

Property ID # 15-4S-17-08355-227 Subdivision Perry Place Lot# _____

- ☒ New Mobile Home ☐ Used Mobile Home MH Size 27x56 Year 2025
- Applicant Jean Bramlett Phone# 904-228-8400
- Address 316 SE Sharon Ln. Lake City FL
- Name of Property Owner Weareloop LLC Phone# 303-868-8349
- 911 Address 316 SE Sharon Ln. Lake City FL
- Circle the correct power company - ☒ FL Power & Light - ☐ Clay Electric

(Circle One) ☐ Suwannee Valley Electric - ☐ Duke Energy

- Name of Owner of Mobile Home Thaddaeus Schmitt
- Phone # _____ Address 712 Chalei Ter. Fort White, FL 32038
- Relationship to Property Owner Self
- Current # of Dwellings on Property 0 # of Bed/bath _____
- Lot Size 1 Acre Total Acreage 1
- Do you: (Circle one) ☒ Have Existing Drive ☐ Private Drive ☐ Need a Driveway Permit
- (Currently using) (Blue Road Sign)

Please be advised all MH applications may prompt a driveway permit regardless of existing/private driveway

- Is this Mobile Home Replacing an Existing Mobile Home ☒ Yes ☐ No
- Name of Licensed Dealer/Installer Jean Bramlett
- Installers Phone # 904-228-8400
- Installers Address 6010 Duclay Rd Jax FL
- License Number: IHI138561
- Installation Decal # _____
- Is the mobile home currently located in Columbia County? ☒ Yes ☐ No
- (Only required for used mobile homes)

Applicant Email Address: Jean@flamhsetups.com

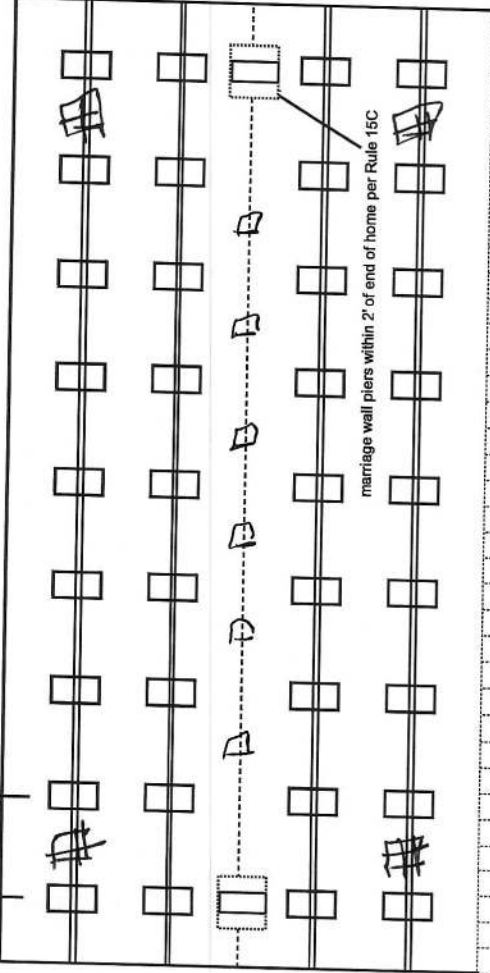
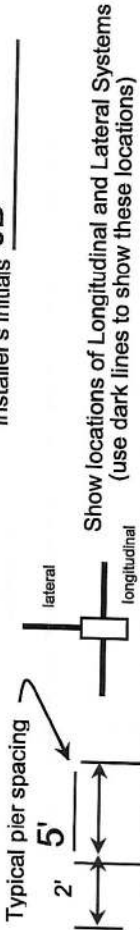
(This is where application updates will be sent)

Mobile Home Permit Worksheet

Installer: Jean Bramlett License # IH1138561
 Address of home being installed 316 SE Sharon Ln
Lake City, Ar
 Manufacturer Champion Length x width 27x56

NOTE: if home is a single wide fill out one half of the blocking plan
 if home is a triple or quad wide sketch in remainder of home
 I understand Lateral Arm Systems cannot be used on any home (new or used)
 where the sidewall ties exceed 5 ft 4 in.

Installer's initials JB



Grid area for sketching the remainder of the home's blocking plan.

Application Number: _____

Date: 1-10-25

New Home ☒ Used Home ☐

Home installed to the Manufacturer's Installation Manual
 Home is installed in accordance with Rule 15-C

Single wide ☐ Wind Zone II ☒ Wind Zone III ☐

Double wide ☒ Installation Decal # 118911

Triple/Quad ☐ Serial # _____

PIER SPACING TABLE FOR USED HOMES

Load bearing capacity	Footer size (sq in)	16" x 16" (256)	18 1/2" x 18 1/2" (342)	20" x 20" (400)	22" x 22" (484)*	24" x 24" (576)*	26" x 26" (676)
1000 psf	3'	3'	4'	5'	6'	7'	8'
1500 psf	4'	4'	6'	7'	8'	8'	8'
2000 psf	6'	6'	8'	8'	8'	8'	8'
2500 psf	7'	7'	8'	8'	8'	8'	8'
3000 psf	8'	8'	8'	8'	8'	8'	8'
3500 psf	8'	8'	8'	8'	8'	8'	8'

* interpolated from Rule 15C-1 pier spacing table.

PIER PAD SIZES

I-beam pier pad size 17x25
 Perimeter pier pad size 16x16
 Other pier pad sizes (required by the mfg.) _____

POPULAR PAD SIZES

Pad Size	Sq In
16 x 16	256
16 x 18	288
18.5 x 18.5	342
16 x 22.5	360
17 x 22	374
13 1/4 x 26 1/4	348
20 x 20	400
17 3/16 x 25 3/16	441
17 1/2 x 25 1/2	446
24 x 24	576
26 x 26	676

Draw the approximate locations of marriage wall openings 4 foot or greater. Use this symbol to show the piers.



List all marriage wall openings greater than 4 foot and their pier pad sizes below.

Opening _____ Pier pad size _____

ANCHORS

4 ft x 5 ft

FRAME TIES

within 2' of end of home spaced at 5' 4" oc

TIEDOWN COMPONENTS

Longitudinal Stabilizing Device (LSD)
 Manufacturer Minute Man
 Longitudinal Stabilizing Device w/ Lateral Arms
 Manufacturer Minute Man

OTHER TIES

Sidewall _____
 Longitudinal _____
 Marriage wall _____
 Shearwall _____

Mobile Home Permit Worksheet

Application Number: _____

Date: _____

POCKET PENETROMETER TEST

The pocket penetrometer tests are rounded down to _____ psf or check here to declare 1000 lb. soil _____ without testing.

X _____ X _____ X _____

POCKET PENETROMETER TESTING METHOD

1. Test the perimeter of the home at 6 locations.
2. Take the reading at the depth of the footer.
3. Using 500 lb. increments, take the lowest reading and round down to that increment.

X _____ X _____ X _____

TORQUE PROBE TEST

The results of the torque probe test is 285 _____ inch pounds or check here if you are declaring 5' anchors without testing _____. A test showing 275 inch pounds or less will require 5 foot anchors.

Note: A state approved lateral arm system is being used and 4 ft. anchors are allowed at the sidewall locations. I understand 5 ft anchors are required at all centerline tie points where the torque test reading is 275 or less and where the mobile home manufacturer may requires anchors with 4000 lb holding capacity.

JB Installer's initials

ALL TESTS MUST BE PERFORMED BY A LICENSED INSTALLER

Installer Name Jean Bramlett

Date Tested 1-9-25

Electrical

Connect electrical conductors between multi-wide units, but not to the main power source. This includes the bonding wire between multi-wide units. Pg. 77,54,57

Plumbing

Connect all sewer drains to an existing sewer tap or septic tank. Pg. 80

Connect all potable water supply piping to an existing water meter, water tap, or other independent water supply systems. Pg. 80

Site Preparation

Debris and organic material removed _____
Water drainage: Natural _____ Swale _____ Pad x' _____ Other _____

Fastening multi wide units

Floor: Type Fastener: 3/8 Length: _____ Spacing: 18"
Walls: Type Fastener: 10 Length: _____ Spacing: 24"
Roof: Type Fastener: 3/8 Length: _____ Spacing: 18"
For used homes a min. 30 gauge, 8" wide, galvanized metal strip will be centered over the peak of the roof and fastened with galv. roofing nails at 2" on center on both sides of the centerline.

Gasket (weatherproofing requirement)

I understand a properly installed gasket is a requirement of all new and used homes and that condensation, mold, mildew and buckled marriage walls are a result of a poorly installed or no gasket being installed. I understand a strip of tape will not serve as a gasket.

Installer's initials JB

Type gasket Foam & Factory Pg. 39

Installed: Between Floors Yes x
Between Walls Yes x
Bottom of ridgebeam Yes x

Weatherproofing

The bottomboard will be repaired and/or taped. Yes x Pg. 40
Siding on units is installed to manufacturer's specifications. Yes x
Fireplace chimney installed so as not to allow intrusion of rain water. Yes N/A

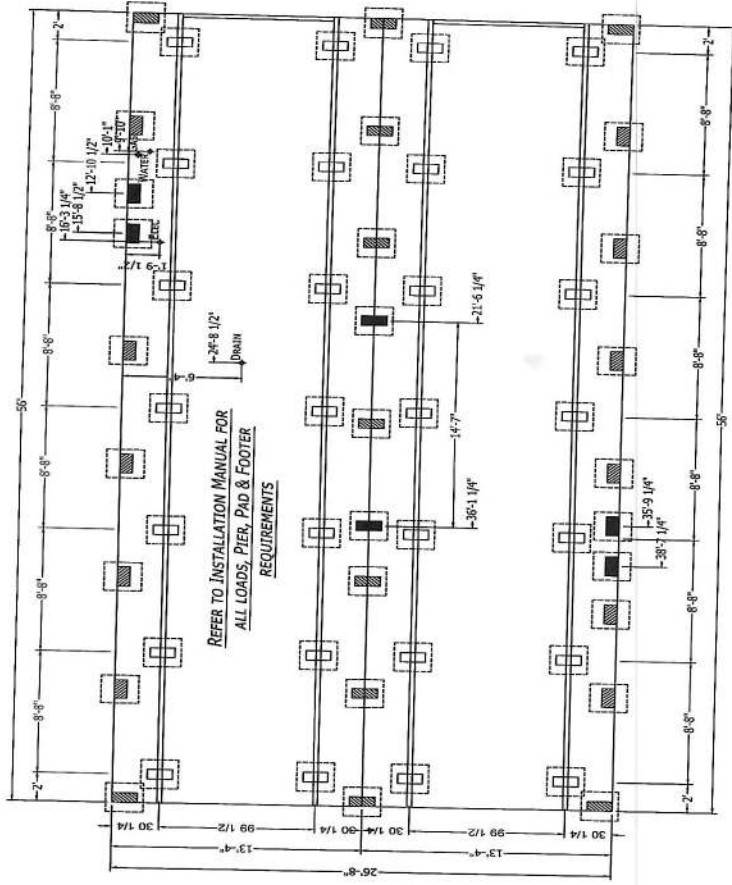
Miscellaneous

Skirting to be installed. Yes x No _____
Dryer vent installed outside of skirting. Yes N/A x
Range downflow vent installed outside of skirting. Yes x N/A
Drain lines supported at 4 foot intervals. Yes x
Electrical crossovers protected. Yes x
Other: _____

Installer verifies all information given with this permit worksheet is accurate and true based on the manufacturer's installation instructions and or Rule 15C-1 & 2

Installer Signature

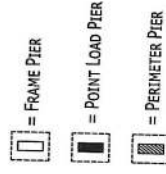
Jean Bramlett Date 1-9-25



MANUFACTURER DISCLAIMER NOTICE: (THIS PIER PRINT IS FOR HOMES PRODUCED ON OR AFTER JUNE 1ST 2005)
PLEASE READ AND UNDERSTAND THE FOLLOWING INFORMATION. THE MANUFACTURER DOES NOT DO FOUNDATION INSTALLATION OF HOMES.
IT WILL BE THE RESPONSIBILITY OF THE DEALERSITE CONTRACTOR TO INSURE THAT ALL SITE WORK WILL CORRELATE WITH THE UNIT
ORDERED.

NOTICE TO HOME INSTALLERS: MANUFACTURED HOMES WEIGH SEVERAL TONS. DO NOT ATTEMPT TO INSTALL ANY HOME ON SITE WITHOUT
HAVING EXPERIENCE, KNOWLEDGE, AND UNDERSTANDING OF ALL INSTALLATION REQUIREMENTS. FAILURE TO MEET THESE REQUIREMENTS
MAY RESULT IN SERIOUS INJURY OR DEATH TO AN INEXPERIENCED INSTALLER. INSTALLERS PLEASE READ AND UNDERSTAND THE SET-UP
AND INSTALLATION MANUAL SUPPLIED WITH THE HOME BEFORE ATTEMPTING ANY INSTALLATION OF ANY MANUFACTURED HOME.

- 1) THE MANUFACTURER ASSUMES NO RESPONSIBILITY FOR ACTUAL FOUNDATION DESIGN AND CONSTRUCTION
- 2) ADDITIONAL BLOCKING IS REQUIRED AT EACH SIDE OF EXTERIOR DOORS AND AT EACH SIDE OF SIDEWALL OPENINGS GREATER THAN 4 FEET IN WIDTH (I.E. PATIO DOORS, PICTURE WINDOWS, ETC.)
- 3) FOR PIER REQUIREMENTS AT EXTERIOR WALL SEE FIGURE 8 IN THE INSTALLATION MANUAL
- 4) ALL DRAIN, PLUMBING, GAS SUPPLY, ETC. DIMENSIONS ON PRINT MAY BE + OR - 12".



PERMANENT FOUNDATIONS: CHECK LOCAL BUILDING CODES AND REGULATIONS
AND CONSULT A REGISTERED PROFESSIONAL OR STRUCTURAL ENGINEER WHEN
YOU ARE SITTING YOUR HOME ON A PERMANENT FOUNDATION (SUCH AS A FULL
BASEMENT, CRANK SPACE, OR LOAD BEARING PERIMETER FOUNDATION).

CHAMPION

HOME BUILDERS

330 W. BEAUFORT AVE. SUITE 100, NORTON, MA 01854
PHONE: 978-854-1000

MODIFICATIONS

PROJECT: 2856H32D01
56'-0" x 26'-8"
3 BD 2 BT

DRAWN BY: B. BARNETT

DATE: 02-09-02

SCALE: 3/8" = 1'-0"

TITLE:

PIER
FOUNDATION
PLAN

TELEPHONE: 978-854-1000

TELEPHONE: 978-854-1000

SHEET:

PR-101

\$

PROPERTY AND CONFIDENTIAL
THIS DRAWING AND INFORMATION IS ORIGINAL
PROPERTY OF CHAMPION HOME BUILDERS
COPYING IS STRICTLY PROHIBITED

MOBILE HOME INSTALLATION SUBCONTRACTOR VERIFICATION FORM

APPLICATION NUMBER _____ CONTRACTOR _____ PHONE _____

THIS FORM MUST BE SUBMITTED PRIOR TO THE ISSUANCE OF A PERMIT

In Columbia County one permit will cover all trades doing work at the permitted site. It is **REQUIRED** that we have records of the subcontractors who actually did the trade specific work under the permit. Per Florida Statute 440 and Ordinance 89-6, a contractor shall require all subcontractors to provide evidence of workers' compensation or exemption, general liability insurance and a valid Certificate of Competency license in Columbia County.

Any changes, the permitted contractor is responsible for the corrected form being submitted to this office prior to the start of that subcontractor beginning any work. Violations will result in stop work orders and/or fines.

ELECTRICAL	Print Name <u>Donald Hollingsworth</u> Signature <u>[Signature]</u> License #: <u>EC13005429</u> Phone #: <u>386-755-5944</u> Qualifier Form Attached <input type="checkbox"/>
MECHANICAL/ A/C _____	Print Name _____ Signature _____ License #: _____ Phone #: _____ Qualifier Form Attached <input type="checkbox"/>

F. S. 440.103 Building permits; identification of minimum premium policy.--Every employer shall, as a condition to applying for and receiving a building permit, show proof and certify to the permit issuer that it has secured compensation for its employees under this chapter as provided in ss. 440.10 and 440.38, and shall be presented each time the employer applies for a building permit.

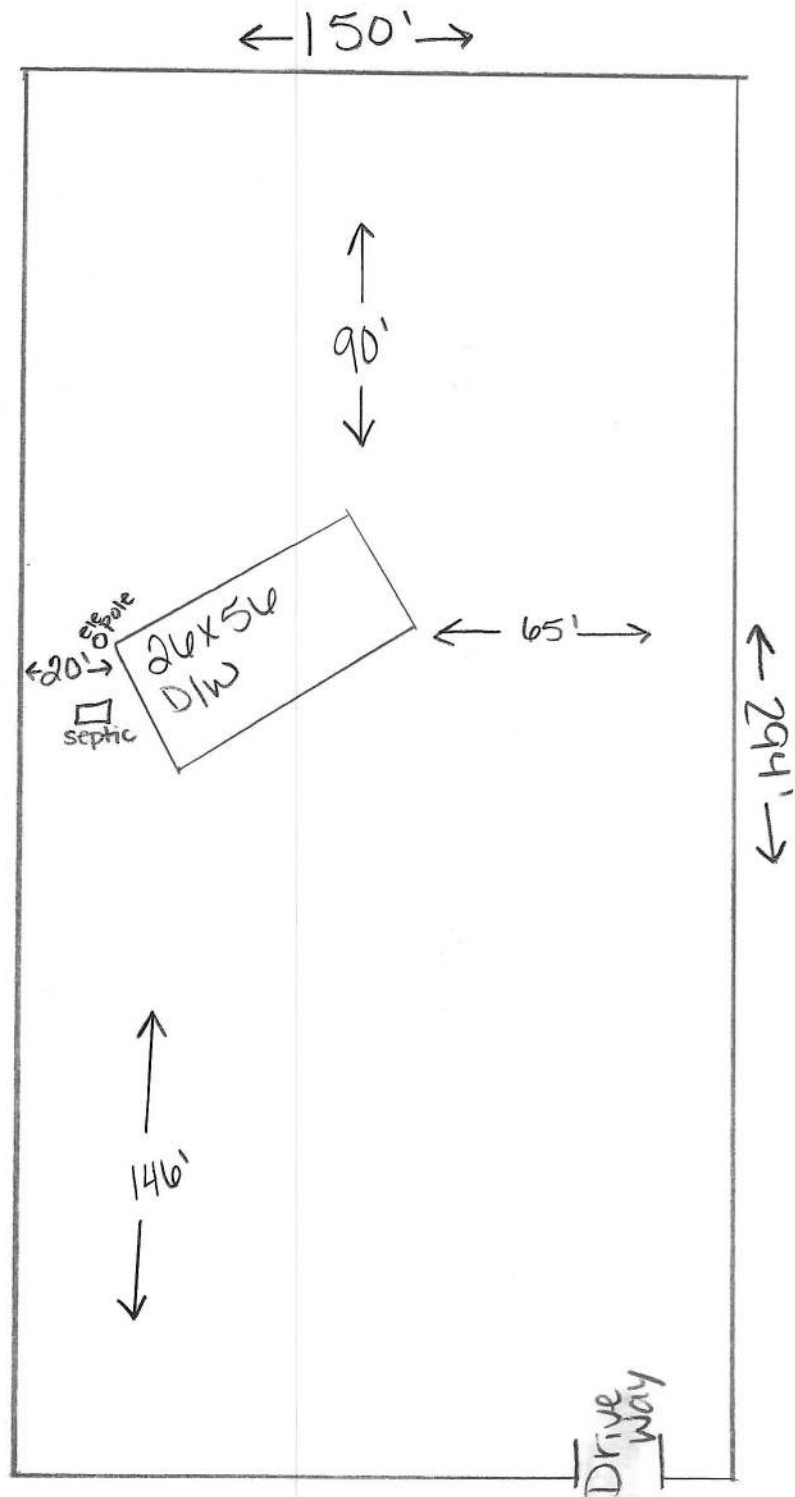
316 SE Sharon Ln.
Lake City Fl.

Scale-
40-1

Parcel ID-
15-4S-17-08355-227

City Water

By Jean Bramlett
1/10/25




Prime Series



CHAMPION
HOMES CENTER

Opt SGD	
7280	

56



MANUFACTURED BY:



I authorize Champion Homes Center to build my house, per this plan.

X

Customer Signature/Date _____

IMPORTANT: Charming Homes reserves the right to modify, cancel or substitute products or features of this event at any time without prior notice or obligation. Pictures and other promotional materials are representative and may depict or contain floor plans, square footages, elevations, options, upgrades, extra design features, decorations, floor coverings, specialty light fixtures, custom paint and wall coverings, window treatments, landscaping, sound and alarm systems, furnishings, appliances, and other designer/decorative features and amenities that are not included as part of the home and/or sale, at all locations. Home, pricing and community information is subject to change, and homes not for sale, at any time without notice or obligation. ©2023 Charming Homes. All rights reserved.

NOTICE TO APPLICANT/OWNER REGARDING FLOODING

Please read carefully before you begin your construction project!

WARNING: The degree of flood protection required by this County's floodplain ordinance and the Florida Building Code are considered as minimum for regulatory purposes only. The floodplain ordinance and Florida Building Code are based on scientific and engineering considerations, but do not include actual, observed events of flooding that may have occurred at your property. You should also keep in mind that larger floods have, can, and will occur from time to time. Flood heights may be increased by man-made or natural causes. Approval of your permit under the floodplain ordinance does not imply that the permitted structure will be free from flooding or flood damage. The Special Flood Hazard Areas and Base Flood elevations are contained in the Flood Insurance Study and shown on Flood Insurance Rate Maps. The County adopts these maps for purposes of compliance with the National Flood Insurance Program but makes no representations or assurances of their accuracy or reliability. The County does not maintain, track, or provide flood history data for any particular parcel of land.

THERE IS NO GUARANTY OF VESTED USE, EXISTING USE, OR FUTURE USE CREATED BY YOUR COMPLIANCE WITH THE FLOODPLAIN ORDINANCE. YOU ARE RESPONSIBLE FOR ASSESSING YOUR OWN PARTICULAR FLOOD RISK AND YOU ARE ENCOURAGED TO SPEAK WITH NEIGHBORING OWNERS AND THE PREVIOUS OWNERS OF YOUR LAND TO OBTAIN FIRST-HAND KNOWLEDGE OF YOUR PROPERTY'S SPECIFIC FLOOD HISTORY.

DISCLAIMER OF LIABILITY. The County floodplain ordinance does not create liability on the part of Board of County Commissioners of Columbia County or any officer or employee thereof for any flood damage that results from reliance on the ordinance, or any administrative decision lawfully made thereunder. Again, it is your responsibility to assess your property's flood risk and build accordingly.

For more information, see the Columbia County Code of Ordinances, Land Development Regulations, Article 8, at: https://library.municode.com/fl/columbia_county. Additional information can also be found on the County Building Department's web page: <https://www.columbiacountyfla.com/BuildingandZoning.asp>.

ACKNOWLEDGMENT

I have read and understand the foregoing **NOTICE TO APPLICANT/OWNER REGARDING FLOOD ZONES**. I understand it is my responsibility to determine my property's flood risk, and that the County has made me no assurances that my property can not or will not flood.

OWNER SIGNATURE: _____

PRINT NAME: _____

PARCEL # OR ADDRESS: _____

316 SE Sharon Ln. Lake City, FL 32038

CODE ENFORCEMENT DEPARTMENT
COLUMBIA COUNTY, FLORIDA
OUT OF COUNTY MOBILE HOME INSPECTION REPORT
(Only required for used homes)

COUNTY THE MOBILE HOME IS BEING MOVED FROM Champion factory
OWNERS NAME Weareloap LLC PHONE 303-868-8349 CELL _____
INSTALLER Jean Bramlett PHONE 904-228-8400 CELL _____
INSTALLERS ADDRESS 2162 Drummond Ct. Orange park, FL 32044

MOBILE HOME INFORMATION

MAKE Champion YEAR 2025 SIZE 27 x 56
COLOR _____ SERIAL No. TB O
WIND ZONE 2 SMOKE DETECTOR 2

INTERIOR:
FLOORS Vinyl
DOORS Wood
WALLS Sheetrock
CABINETS Wood
ELECTRICAL (FIXTURES/OUTLETS) New

EXTERIOR:
WALLS / SIDING Vinyl
WINDOWS Glass
DOORS Aluminum

INSTALLER: APPROVED ☒ NOT APPROVED _____

INSTALLER OR INSPECTORS PRINTED NAME Jean Bramlett

License No. 1H1138561 Date 1-15-25

NOTES: NEW FROM FACTORY

ONLY THE ACTUAL LICENSE HOLDER CAN SIGN THIS FORM.

NO WIND ZONE ONE MOBILE HOMES WILL BE PERMITTED. MOBILE HOMES PRIOR TO 1977 ARE PRE-HUD AND THE WIND ZONE MUST BE PROVEN TO BE PERMITTED.

BEFORE THE MOBILE HOME CAN BE MOVED INTO COLUMBIA COUNTY THIS FORM MUST BE COMPLETED AND RETURNED TO THE COLUMBIA COUNTY BUILDING DEPARTMENT.

ONCE MOVED INTO COLUMBIA COUNTY AN INSPECTOR MUST COMPLETE A PRELIMINARY INSPECTION ON THE MOBILE HOME. CALL 386-719-2023 TO SET UP THIS INSPECTION. NO PERMIT WILL BE ISSUED BEFORE THIS IS DONE.

Licensed Installer Approval Signature Jean Bramlett Date 1/21/25



COLUMBIA COUNTY BUILDING DEPARTMENT
135 NE Hernando Ave, Suite B-21, Lake City, FL 32055
Phone: 386-758-1008 Fax: 386-758-2160

***Use to authorize
property owners to
pull permit on
Installers behalf.**

MOBILE HOME INSTALLERS LETTER OF AUTHORIZATION

I, Jean Bramlett, give this authority for the job address show below
Installer License Holder Name

only, 316 SE Sharon Ln. Lake City, and I do certify that
Job Address

the below referenced person(s) listed on this form is/are under my direct supervision and control
and is/are authorized to purchase permits, call for inspections and sign on my behalf.

Printed Name of Authorized Person	Signature of Authorized Person
Lindsey Cook	

I, the license holder, realize that I am responsible for all permits purchased, and all work done
under my license and I am fully responsible for compliance with all Florida Statutes, Codes, and
Local Ordinances.

I understand that the State Licensing Board has the power and authority to discipline a license
holder for violations committed by him/her or by his/her authorized person(s) through this
document and that I have full responsibility for compliance granted by issuance of such permits.

Jean Bramlett
License Holders Signature (Notarized)

IH138561 1/9/25
License Number Date


NOTARY INFORMATION:

STATE OF: Florida COUNTY OF: Columbia

The above license holder, whose name is Jean Bramlett,
personally appeared before me and is known by me or has produced identification
(type of I.D.) State ID on this 9 day of January, 2025.

Faye Mancini
NOTARY'S SIGNATURE

(Seal/Stamp)





COLUMBIA COUNTY BUILDING DEPARTMENT
135 NE Hernando Ave, Suite B-21, Lake City, FL 32055
Phone: 386-758-1008 Fax: 386-758-2160

***Use to authorize
Agent to pull
permit on Installers
behalf.**

MOBILE HOME INSTALLERS AGENT AUTHORIZATION

I, Jean Bramlett, give this authority and I do certify that the below
referenced person(s) listed on this form is/are under my direct supervision and control and
is/are authorized to purchase permits, call for inspections and sign on my behalf.

Printed Name of Authorized Person	Signature of Authorized Person	Agents Company Name
Lindsey Cook	Lindsey Cook	Florida Permitting Solutions, LLC

I, the license holder, realize that I am responsible for all permits purchased, and all work done under my license and I am fully responsible for compliance with all Florida Statutes, Codes, and Local Ordinances.

I understand that the State Licensing Board has the power and authority to discipline a license holder for violations committed by him/her or by his/her authorized person(s) through this document and that I have full responsibility for compliance granted by issuance of such permits.

Jean Bramlett License Holders Signature (Notarized) IH1138561 License Number 1/9/25 Date

NOTARY INFORMATION:

STATE OF: Florida COUNTY OF: Columbia

The above license holder, whose name is Jean Bramlett,
personally appeared before me and is known by me or has produced identification
(type of I.D.) State ID on this 9 day of January, 2025.

Faye Mancini
NOTARY'S SIGNATURE

(Seal/Stamp)

