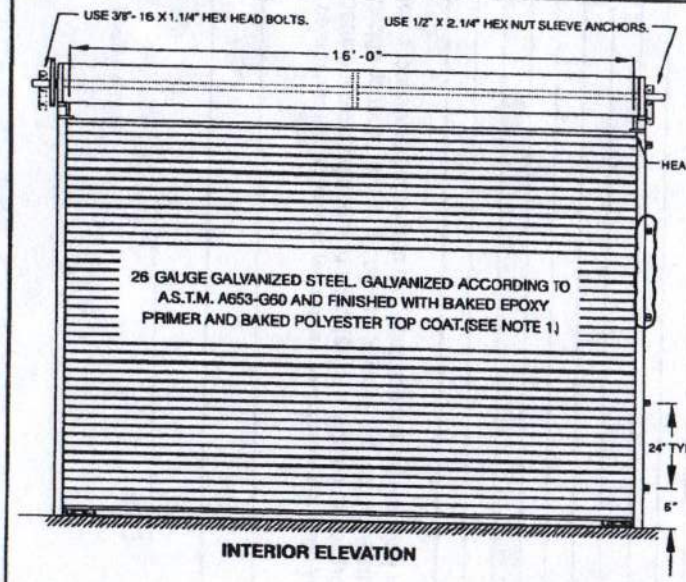

INTERIOR ELEVATION

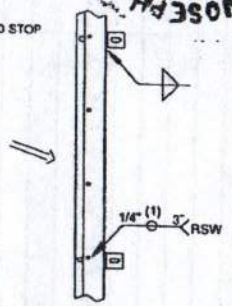

GUIDE INSERT TOGGLE LOCK DETAIL

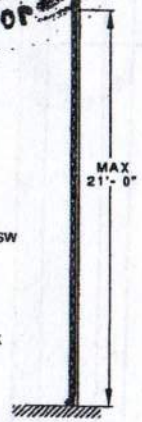

SIDE ELEVATION

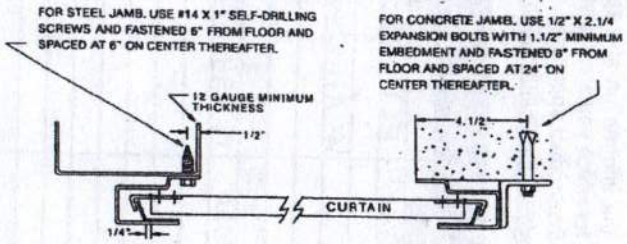

STEEL JAMB

CONCRETE JAMB

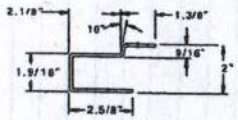

(SEE NOTE 2.)

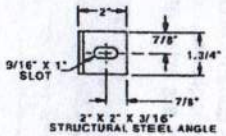

HEAVY DUTY GUIDE CLIP

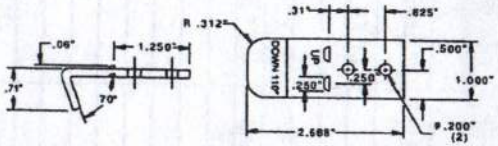

WINDLOCK CLIP (SEE NOTE 4.)

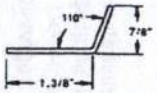

GUIDE INSERT (SEE NOTE 3.)

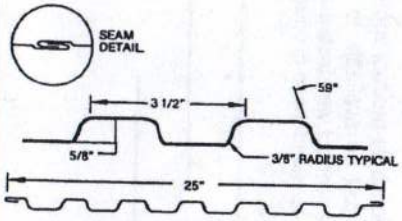

CORRUGATED SHEET

SLIDE BOLT LOCK BOTTOM BAR

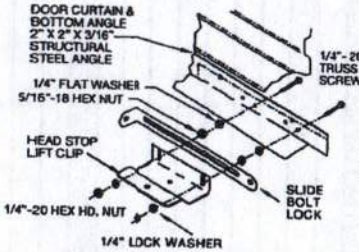

ONE LOCK LOCATED AT EACH END OF CURTAIN.

ALTERNATE BOTTOM BAR ATTACHMENT

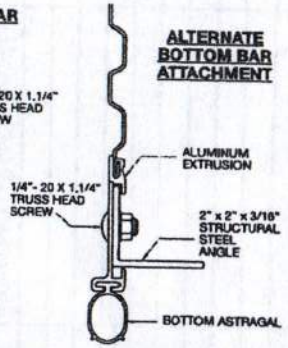

NOTES:

1. STEEL FOR CORRUGATED SHEET ASTM-A653 WITH A MINIMUM YIELD STRENGTH OF 80 KSI AND TENSILE STRENGTH OF 82 KSI. (GRADE 80)
2. GUIDES ROLL FORMED (12) GAUGE (.110"-.120")GALVANIZED STEEL.
3. GUIDE INSERT FORMED (12) GAUGE GALVANIZED STEEL.
4. (10) GAUGE GALVANIZED STEEL WINDLOCK CLIP FASTENED WITH TWO 3/16" X .440" POP RIVETS ON FOUR CORRUGATIONS PER SIDE OF EACH SHEET.

SUMMARY OF CATENARY FORCES FOR ALTERNATIVE DOORS COMPARED TO CERTIFIED TESTING LABORATORIES REPORT NO.: CTLA-1253W, DATED 8/03/04
ROLLING SHEET DOOR
TEST DOOR: 16' WIDE X 8' HIGH, DESIGN WINDLOAD +/- 35.0 PSF
STATIC AIR PRESSURE TEST CONDUCTED IN ACCORDANCE WITH ASTM E330-02

DESIGN WIND FORCES ARE CALCULATED TO PRODUCE CATENARY FORCES AT THE GUIDES EQUAL TO OR LESS THAN THOSE CALCULATED FOR THE TEST DOOR.

THIS INDICATES THAT THE CURTAIN, WINDLOCKS, WINDLOCK CONNECTIONS, GUIDE ANGLES, AND JAMB ANCHORAGES WILL ALL BE STRESSED TO APPROXIMATELY THE SAME AS THOSE IN THE TEST DOOR, PROVIDED THAT THE DOOR IS CONSTRUCTED THE SAME FOR ALL OPENING WIDTHS.

	Width	Design Windload		Door	
	ft	Pos psf	Neg psf	Model	gage in
16 x 7 Test Door	16	35	35	203	0.017
Calibration calculations for test door					
Comparative forces by calculation to determine maximum design pressure					
Max Door Size					
8 x 21	8	113.1	113.1	203	0.017
9 x 21	9	91.4	91.4	203	0.017
10 x 21	10	76.0	76.0	203	0.017
11 x 21	11	64.6	64.6	203	0.017
12 x 21	12	55.8	55.8	203	0.017
13 x 21	13	48.9	48.9	203	0.017
14 x 21	14	43.3	43.3	203	0.017
15 x 21	15	38.8	38.8	203	0.017
16 x 21	16	35.0	35.0	203	0.017
17 x 21	17	31.8	31.8	203	0.017
18 x 21	18	29.1	29.1	203	0.017
19 x 21	19	26.7	26.7	203	0.017
20 x 21	20	24.6	24.6	203	0.017

ASTA Door Corporation
4255 McEver Industrial Drive
Acworth, GA 30101
Phone: (770) 974-2600 / Fax: (770) 974-1455
Web Site: www.astadoor.com

Model 203 Windlock Commercial Sheet Door

TEST SIZE	DESIGN PRESSURE	TEST PRESSURE
16' WIDE x 8' HIGH	±35.0	±52.5

MAXIMUM SIZE 20' WIDE x 21' HIGH

SCALE = VARIES

TOLERANCES
FRACTION = ± 1/32
.X = ± .032
.XX = ± .015
.XXX = ± .005 ± ± 5

DRAWN BY: JCF
ISSUE: 5-15-07
REVISED: 9-2-09

TEST LOCATION
CERTIFIED TESTING LABORATORIES
7252 NARCOOSEE ROAD
ORLANDO, FL 32822

REFERENCE
CTL TEST REPORT #1253W
EVALUATION REPORT #ER-07-0005

DO NOT SCALE DRAWING | DRAWING #607-1-203 | SHEET 1 OF 1