

THOMAS

SIGN & AWNING CO INC

4590 118TH Avenue North
Clearwater, Florida 33762

800-526-3325

www.thomassign.com

CLIENT

HCA Florida
Lake City Hospital

Design Number:
97209

Installation Address:
3239 NW York DR
Lake City, FL
32055

Project Identity Number:
96070

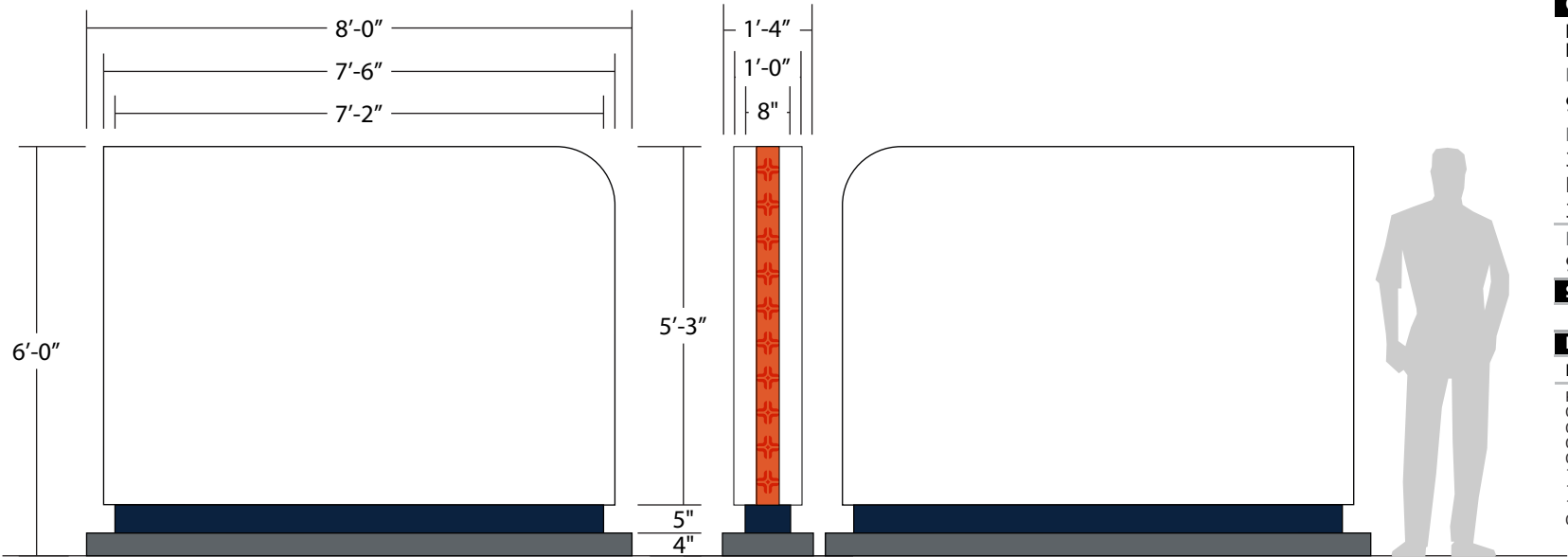
Sales Associate:	Project Team:
MT	BM

Designer:	Date:
LCM	03.25.22

Project Updates:
06.20.22 JB - Updated Address
09.02.22 JB - Rebrand
09.07.22 JB - Revisions
09.09.22 JB - Revisions, add Site Map
10.05.22 JB - Revisions, Added Sign 09
12.06.22 JB - Add Scale to Site Maps
12.20.22 JB - New Site Map Photos
01.09.23 JB - Add SqFt.



Existing Condition - Side A



SIDE A

SIDE VIEW

SIDE B

New Illuminated Directionals

Sign Face SqFt: 39.37
SCALE: 3/8" = 1'-0"



Existing Condition - Side B

Notes

Existing Sign
Quantity: 1
Illumination: N/A
Mounting: N/A
Height: N/A
Width: N/A
Depth: N/A

Recommended Action

1. Remove existing sign and install new post and panel sign in the same location.
2. Refer to HCA Sign guide standards for details.

3. Fabricator to field verify location and dimensions prior to installation.

Future copy/layout to be determined at a later date.

Recommended Sign

Quantity: 1
Illumination: Internal
Mounting: Ground mounted
Height: 5'-0"
Width: 8'-0"
Depth: 1'-4"



3M™ MCS™ Warranty

Approval:


- ☐ Approved
DATE:
- ☐ Approved as noted
DATE:
- ☐ Revise & Re-Submit
DATE:

The designs, concepts, drawings and specifications provided are the exclusive property of Thomas Sign & Awning Company and may not be reproduced in any way, shape or fashion without the express written permission of Thomas Sign & Awning Company

Page	Sheet
------	-------

33 33 of 38

Local: 727-573-7757
Fax: 727-573-0328



THOMAS

SIGN & AWNING CO INC

4590 118TH Avenue North
Clearwater, Florida 33762

800-526-3325

www.thomassign.com

CLIENT

HCA Florida
Lake City Hospital

Design Number:
97209

Installation Address:
3239 NW York DR
Lake City, FL
32055

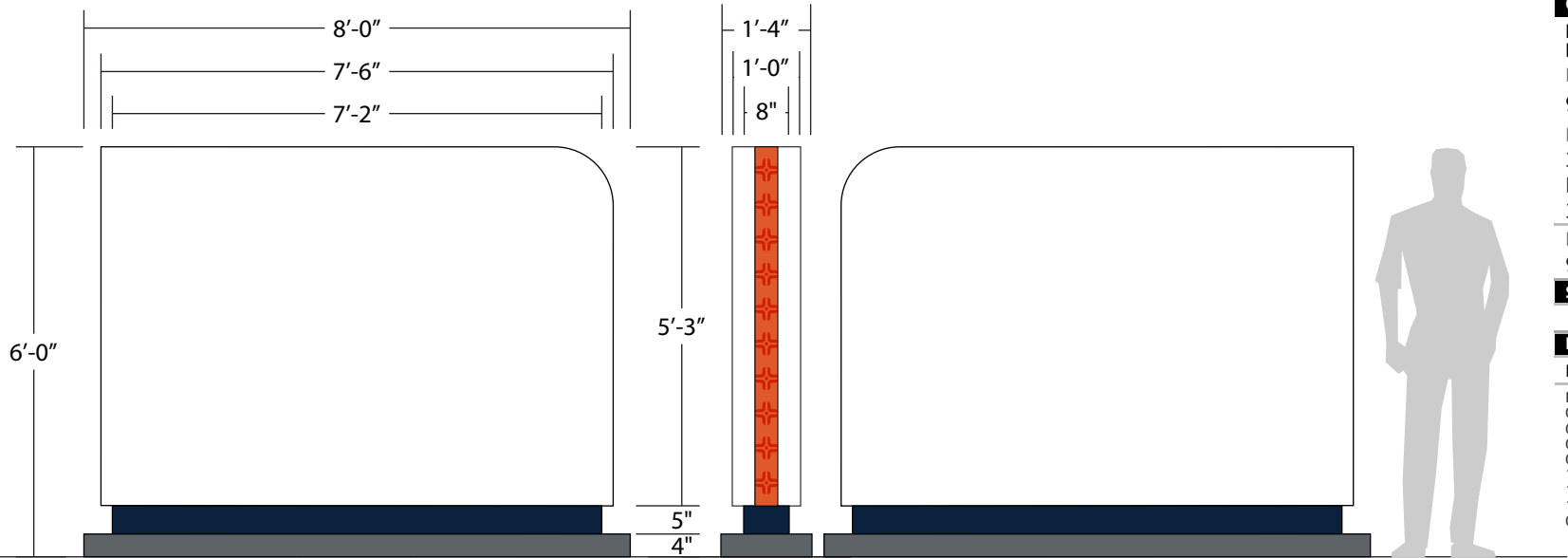
Project Identity Number:
96070

Sales Associate:	Project Team:
MT	BM
Designer:	Date:
LCM	03.25.22

Project Updates:
06.20.22 JB - Updated Address
09.02.22 JB - Rebrand
09.07.22 JB - Revisions
09.09.22 JB - Revisions, add Site Map
10.05.22 JB - Revisions, Added Sign 09
12.06.22 JB - Add Scale to Site Maps
12.20.22 JB - New Site Map Photos
01.09.23 JB - Add SqFt.



Existing Condition



SIDE A

SIDE VIEW

SIDE B

New Illuminated Directionals

Sign Face SqFt: 39.37
SCALE: 3/8" = 1'-0"

Notes

Existing Sign

Quantity: 1
Illumination: N/A
Mounting: N/A
Height: N/A
Width: N/A
Depth: N/A

Recommended Action

1. Remove existing sign and install new post and panel sign in the same location.
2. Refer to HCA Sign guide standards for details.

3. Fabricator to field verify location and dimensions prior to installation.

Future copy/layout to be determined at a later date.

Recommended Sign

Quantity: 1
Illumination: Internal
Mounting: Ground mounted
Height: 5'-0"
Width: 8'-0"
Depth: 1'-4"



THIS ARTICLE IS INTENDED TO BE INSTALLED IN ACCORDANCE WITH THE REQUIREMENTS OF ARTICLE 600 OF THE NATIONAL ELECTRICAL CODE AND/OR OTHER APPLICABLE LOCAL CODES. THIS INCLUDES PROPER GROUNDING AND BONDING OF THE SIGN.



3M™ MCS™ Warranty

Approval:

- ☐ Approved
DATE:
- ☐ Approved as noted
DATE:
- ☐ Revise & Re-Submit
DATE:

The designs, concepts, drawings and specifications provided are the exclusive property of Thomas Sign & Awning Company and may not be reproduced in any way, shape or fashion without the express written permission of Thomas Sign & Awning Company

Page Sheet

34 34 of 38

Local: 727-573-7757
Fax: 727-573-0328