




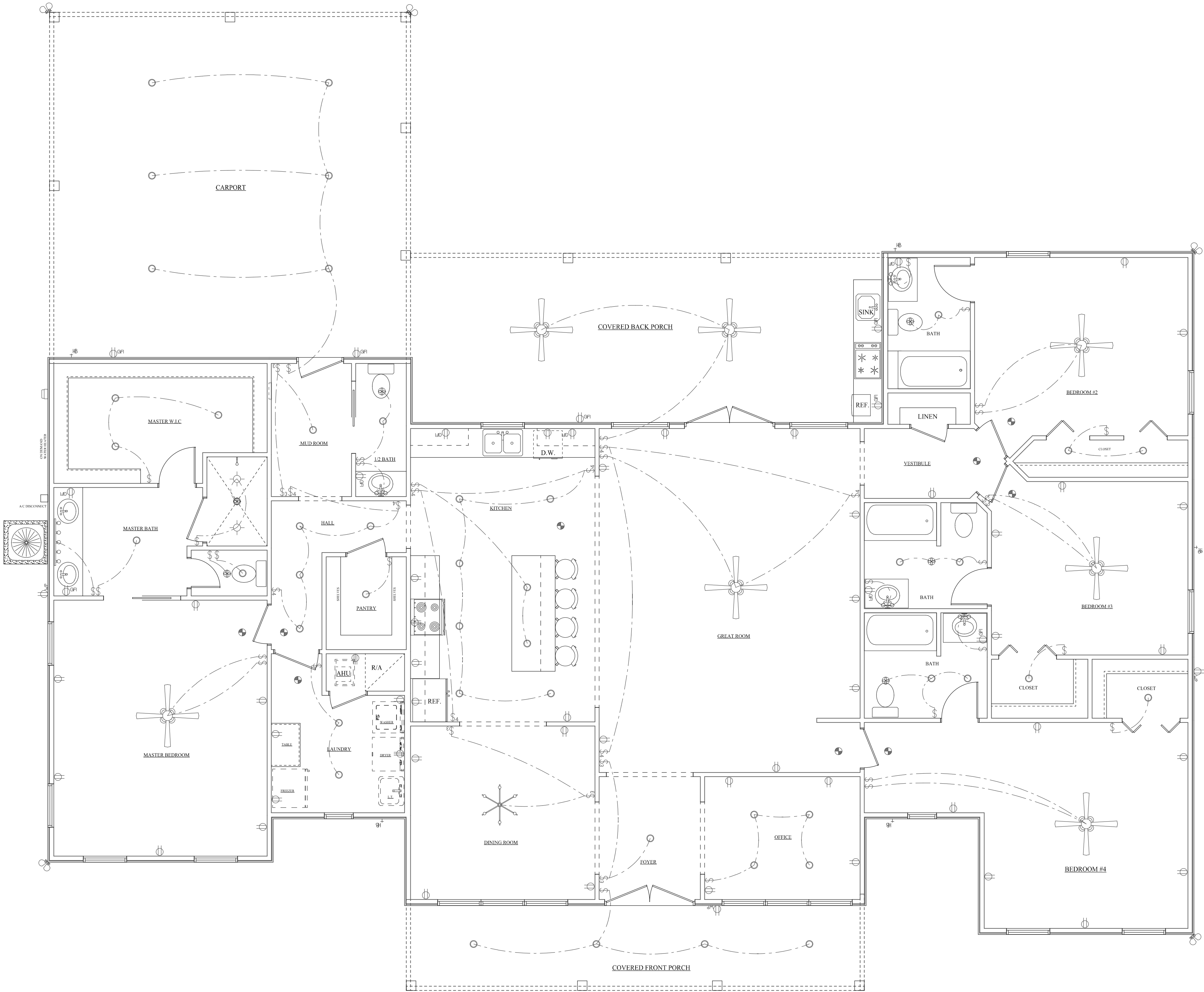


ELECTRICAL	COUNT	SYMBOL
ceiling fan w/light kits	7	
light	46	
dining room light	1	
security lights	5	
electrical meter	1	
electrical panel	1	
exhaust fan/bathroom	6	
water proof light	2	
110v outlet	44	
220v outlet	3	
outlet gfi 110v	13	
outlet wp 110v	3	
smoke / carbon monoxide detector	9	
single pole switch	33	
switch 3 way	6	
switch 4 way	9	
master bath vanity light	1	
bathroom vanity light	4	

ELECTRICAL NOTES:

ELECTRICAL CONTRACTOR SHALL PREPARE "AS-BUILT" SHOP DRAWINGS INDICATING ALL ELECTRICAL WORK, INCLUDING ANY CHANGES TO THE ELECTRICAL PLAN, ADDITIONS TO THE ELECTRICAL PLAN, RISER DIAGRAM, AS-BUILT PANEL SCHEDULE & W/ALL CIRCUITS IDENTIFIED W/ CIRCUIT NUMBER, DESCRIPTION & BREAKER. SERVICE ENTRANCE & ALL UNDERGROUND WIRE LOCATIONS RISER DIAGRAM SHALL INCLUDE WIRE SIZE, TYPE AND EQUIPMENT TYPE, WIRINGS & LOADS. CONTRACTOR SHALL PROVIDE 1 COPY OF AS-BUILT DRAWINGS TO OWNER & 1 COPY TO THE PERMIT ISSUING AUTHORITY. TELEPHONE, TELEVISION AND OTHER LOW VOLTAGE DEVICES OR OUTLETS SHALL BE AS PER THE OWNER'S DIRECTIONS, & IN ACCORDANCE W/ APPLICABLE SECTIONS OF THE N.E.C. LATEST EDITION. ALL SMOKE/CARBON MONOXIDE DETECTORS SHALL BE 120V W/ BATTERY BACKUP OF THE PHOTOELECTRIC TYPE, AND SHALL BE INTERLOCKED TOGETHER. LOCATION OF AUDIO WIRES PER OWNER REQUEST



REVISIONS:

212 SE HICKORY DR  
LAKE CITY, FLORIDA 32025  
386-752-7578  
WWW.ONEALCOMPANIES.COM

O'NEAL COMPANIES  
O'NEAL CONTRACTING INC. CBC057550

MR. & MRS. GREGORY O'NEAL RESIDENCE  
LAKE CITY, FLORIDA

ELECTRICAL PLAN

DATE: OCTOBER 16, 2023

DRAWN BY: MD

APPROVED BY:

SCALE: 1/4" = 1'-0"

SHEET: