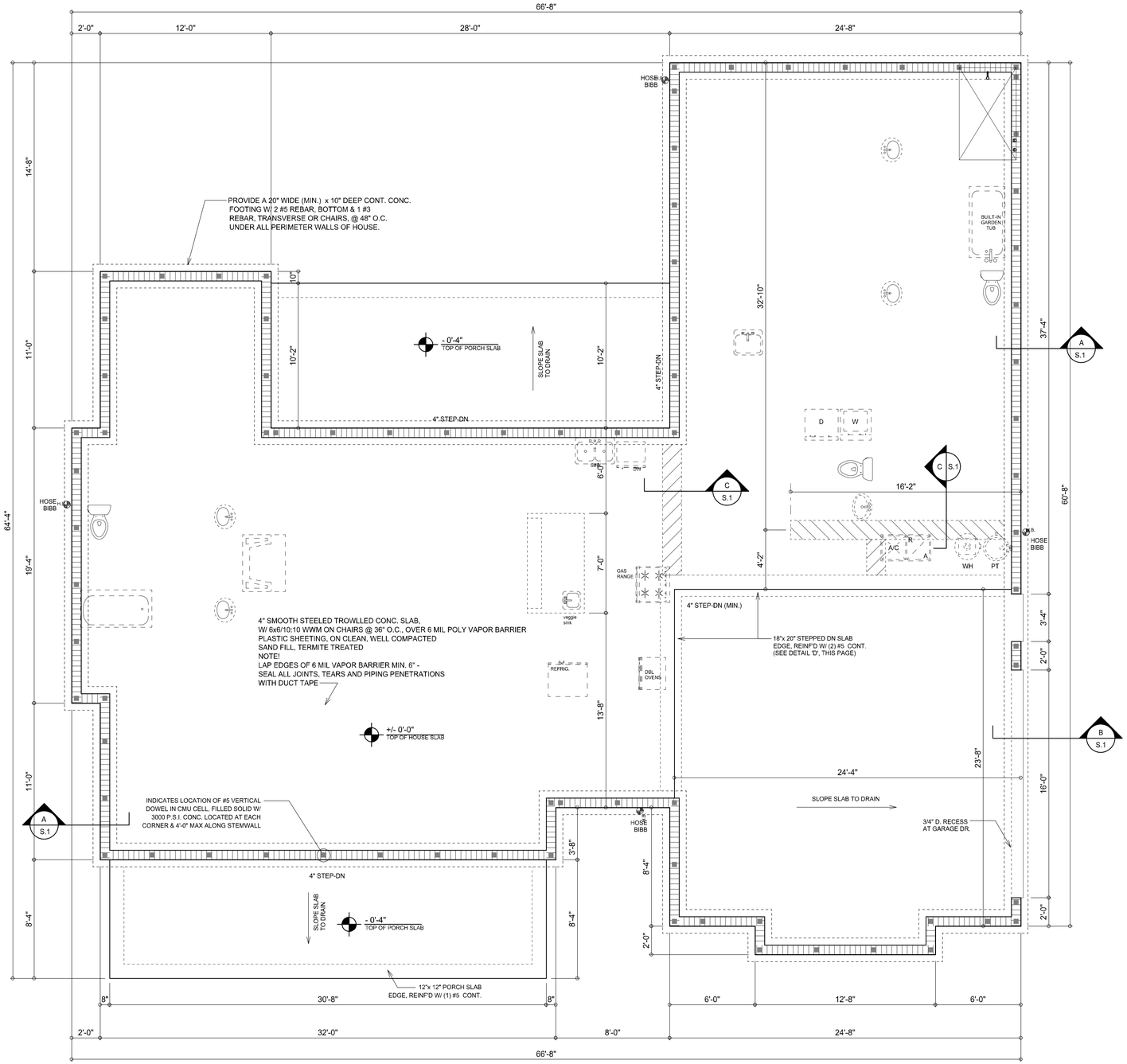

FOUNDATION PLAN

SCALE: 1/4" = 1'-0"

NOTE!
PRIOR TO THE CONSTRUCTION OF THE FOUNDATION, THE CONTRACTOR SHALL COORDINATE ANY INTERIOR BEARING LOCATION CONDITIONS PER THE TRUSS ENGINEERED SHOP DRAWINGS WITH THE FOUNDATION PLAN. ANY INTERIOR BEARING LOCATIONS OR ANY POINT LOADS OF 4.0 K OR GREATER SHALL BE SUPPORTED VIA A MODIFIED FOUNDATION PLAN TAKING THESE LOADS INTO CONSIDERATION. THE CONTRACTOR SHALL MAKE THE ENGINEERED TRUSS SHOP DRAWINGS AVAILABLE TO THE ARCHITECT FOR THE PURPOSE OF RENDERING SUCH MODIFICATIONS PRIOR TO POURING ANY CONCRETE.

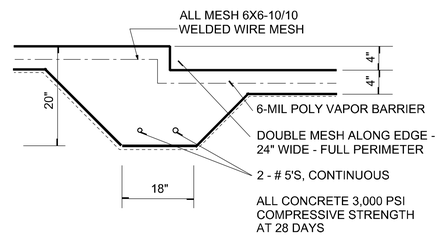

SECTION D S.1

SCALE: 3/4" = 1'-0

CONCRETE / MASONRY / METALS GENERAL NOTES:

1. DESIGN SOIL BEARING PRESSURE: 1000 PSF.
2. EXPANSIVE SOILS: WHERE DIRECTED BY THE SOILS ENGINEER, SOIL AUGMENTATION PER THE SOILS ENGINEER'S SPECIFICATIONS SHALL BE IMPLEMENTED PRIOR TO PLACING ANY FOUNDATIONS - TESTS AS SPECIFIED SHALL BE PREFORMED TO DETERMINE THE SUITABILITY OF THE SUB-GRADE TO SUPPORT THE DESIGN LOADS.
3. CLEAN SAND FILL OVER STRIPPED AND COMPACTED EXISTING GD. SHALL BE PLACED IN 12" LIFTS. BOTH SUB-SOIL AND FILL COMPACTION SHALL BE NOT LESS THAN 98% AS MEASURED BY A MODIFIED PROCTOR TEST AT THE RATE OF ONE TEST FOR EACH 1500 SF OF BUILDING PAD AREA, OR FRACTION THEREOF, FOR EACH 12" LIFT.
4. REINFORCING STEEL SHALL BE GRADE 60 AND MEET THE REQUIREMENTS OF ASTM A615, ALL BENDS SHALL BE MADE COLD.
5. WELDED WIRE MESH SLAB REINFORCING SHALL MEET THE REQUIREMENTS OF ASTM A185 - MIN. YEILD STRESS = 85 KSI.
6. CONCRETE SHALL BE STANDARD MIX F'c = 3000 PSI FOR ALL FTGS, SLABS, COLUMNS AND BEAMS OR SHALL BE STANDARD PUMP MIX F'c = 3000 PSI. STRENGTH SHALL BE ATTAINED WITHIN 28 DAYS OF PLACEMENT. MIXING, PLACING AND FINISHING SHALL BE AS PER ACI STANDARDS.
7. CONCRETE BLOCK SHALL BE AS PER MANUFACTURER'S PRODUCT GUIDE FOR ASTM C-90 REQUIREMENTS WITH MEDIUM SURFACE FINISH - F'm = 1500 PSI.
8. MORTAR SHALL BE TYPE "M" OR "N" FOR ALL MASONRY UNITS.
9. STRUCTURAL STEEL SHALL CONFORM TO ASTM A36 STANDARDS FOR STRENGTH, BOLTS SHALL BE ASTM A307 / GRADE 1 OR A325, AS PER PLAN REQUIREMENTS.
10. WELDS SHALL BE AS PER "AMERICAN WELDING SOCIETY" STANDARDS FOR STRUCTURAL STEEL APPLICATIONS.
11. 2X4 P/T WOOD SILL, CONT., ALL AROUND, W/ 5/8"~ A.B. W/ 3" SQ. X 1/4" PLATE WASHERS WITHIN 6" FROM EACH CORNER, EA. WAY, & WITHIN 6" FROM ALL WALL OPENINGS / ENDS - 1/2"~ A.B. W/ 2" SQ. WASHERS ALONG EACH RUN @ 48" O.C., MAX. - ALL ANCHOR BOLTS SHALL HAVE A MINIMUM OF 8" EMBEDMENT INTO THE CONCRETE.

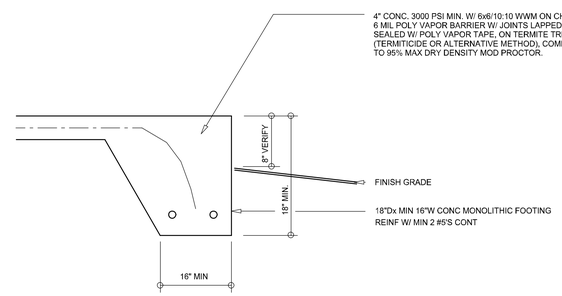

SECTION (optional) A S.1

SCALE: 3/4" = 1'-0

INTERIOR BEARING WALLS:

IT IS THE BUILDING CONTRACTOR'S RESPONSIBILITY TO VERIFY WITH THE TRUSS ENGINEERING ANY AND ALL INTERIOR BEARING WALL LOCATIONS AND FURNISH THE ENGINEER OR ARCHITECT OF RECORD TRUSS INFO SO THICKENED FOOTING'S CAN BE SIZED AND LOCATED ON THE FOUNDATION PLAN.

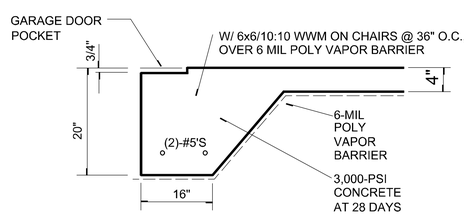

SECTION B S.1

SCALE: 3/4" = 1'-0

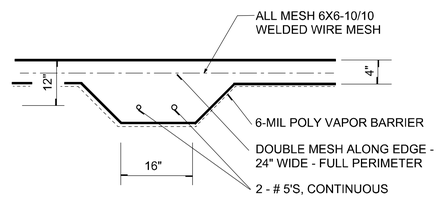

SECTION C S.1

SCALE: 3/4" = 1'-0

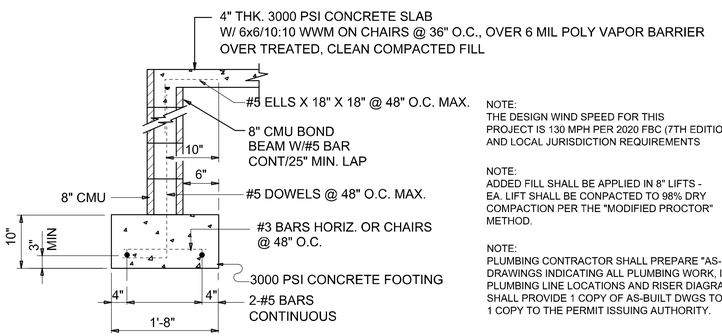

SECTION A S.1

SCALE: 3/4" = 1'-0

NOTE:
THE DESIGN WIND SPEED FOR THIS PROJECT IS 130 MPH PER 2020 FBC (7TH EDITION) AND LOCAL JURISDICTION REQUIREMENTS

NOTE:
ADDED FILL SHALL BE APPLIED IN 8" LIFTS - EA. LIFT SHALL BE CONPACTED TO 98% DRY COMPACTION PER THE "MODIFIED PROCTOR" METHOD.

NOTE:
PLUMBING CONTRACTOR SHALL PREPARE "AS-BUILT" SHOP DRAWINGS INDICATING ALL PLUMBING WORK, INCLUDING ALL PLUMBING LINE LOCATIONS AND RISER DIAGRAM - CONT'R SHALL PROVIDE 1 COPY OF AS-BUILT DWGS TO OWNER AND 1 COPY TO THE PERMIT ISSUING AUTHORITY.

NOTE:
H.V.A.C. CONTRACTOR SHALL PREPARE "AS-BUILT" SHOP DRAWINGS INDICATING ALL H.V.A.C. WORK, INCLUDING ALL DUCTWORK LOC., SIZES, LINES, EQUIPMENT SCH. & BALANCING REPORT - CONT'R SHALL PROVIDE 1 COPY OF AS-BUILT DWGS TO OWNER & 1 COPY TO THE PERMIT ISSUING AUTHORITY.

NOTE: ALL DRAWINGS NOT TO BE SCALED, WRITTEN DIMENSIONS TAKE PRECEDENCE OVER SCALED DIMENSIONS

REVISIONS
February 16, 2023

SOFTPLAN ARCHITECTURAL DESIGN SOFTWARE

FOUNDATION PLAN
1/4" = 1'-0"
SCALE:

A CUSTOM HOME DESIGN FOR:
MEGAN CADY
PROJECT ADDRESS: 433 SW FINLEY LITTLE LANE, LAKE CITY, FLORIDA 32024

N. P. GEISLER
Digitally signed by: N. P. GEISLER
DN: CN = N. P. GEISLER C= US O = AR0007005 OU = ARCHITECT
Date: 2023.03.06 10:10:28 -05'00'
AR0007005

NICHOLAS PAUL GEISLER ARCHITECT
N.C.A.R.B. Certified
1758 NW Brown Rd.
Lake City, FL 32055
(386) 365-4355

JOB NUMBER
20220810

SHEET NUMBER
S.1
OF 4 SHEETS