


NOTE: ALL WOOD TO BE NUMBER 2 GRADE SOUTHERN YELLOW PINE

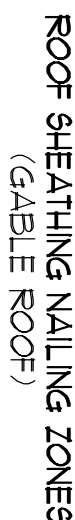
Truss Bracing DETAILS

SCALE: AS NOTED



Shear Wall DETAILS

SCALE: NONE



Roof Nail Waterproofing

SCALE: NONE



NON-BEARING WALL HEADER

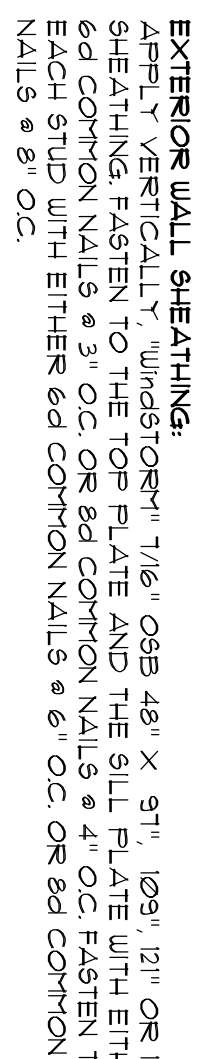


Wall Framing/ Header Details

SCALE: NONE

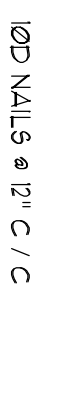
Typical wall section

SCALE: 3/4" = 1'-0"



**GABLE END GYPSUM DIAPHRAGM
HOLDOWN CONNECTOR**

SCALE: NONE



END WALL BRACING FOR CEILING DIAPHRAGM

NTS
(ALTERNATIVE TO BALLOON FRAMING)

NOTE: ALL WOOD TO BE NUMBER 2 GRADE SOUTHERN YELLOW PINE