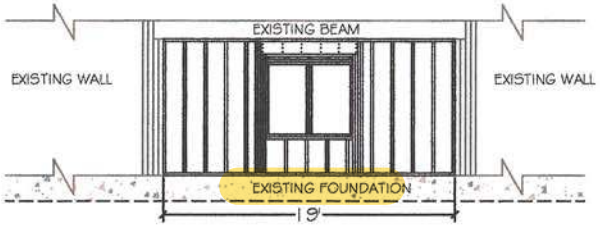

SCALE: 1/8" = 1'

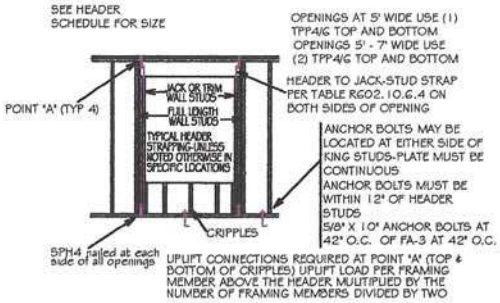

TYPICAL HEADER STRAPPING
NOT TO SCALE

HEADER SCHEDULE

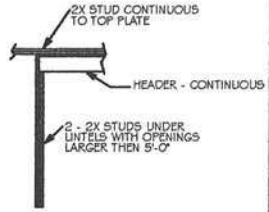

NOTE:
UPLIFT CONNECTION IS REQUIRED AT EACH END OF HEADER AND AT BOTTOM OF HEADER STUDS IN ADDITION TO CONNECTORS AT WALL STUDS AND AT TOP AND BOTTOM OF CRIPPLES

MAXIMUM HEADER SPAN

3'	6'	9'	12'	15'	18'

NUMBER OF HEADER STUDS (JACKS) SUPPORTING END OF HEADER

1	1	2	2	2	2

OPENING WIDTH	BEARING OR SHEAR WALL	NON-BEARING WALLS
0'-0" TO 3'-0"	2 - 2 X 6's	2 - 2 x 4's
3'-1" TO 5'-0"	2 - 2 x 10's	2 - 2 x 6's
5'-1" TO 7'-0"	2 - 2 x 10's	2 - 2 x 8's
7'-1" TO 10'-0"	2 - 2 x 10's	2 - 2 x 10's

NUMBER OF FULL LENGTH STUDS (KINGS) AT END OF HEADER	2

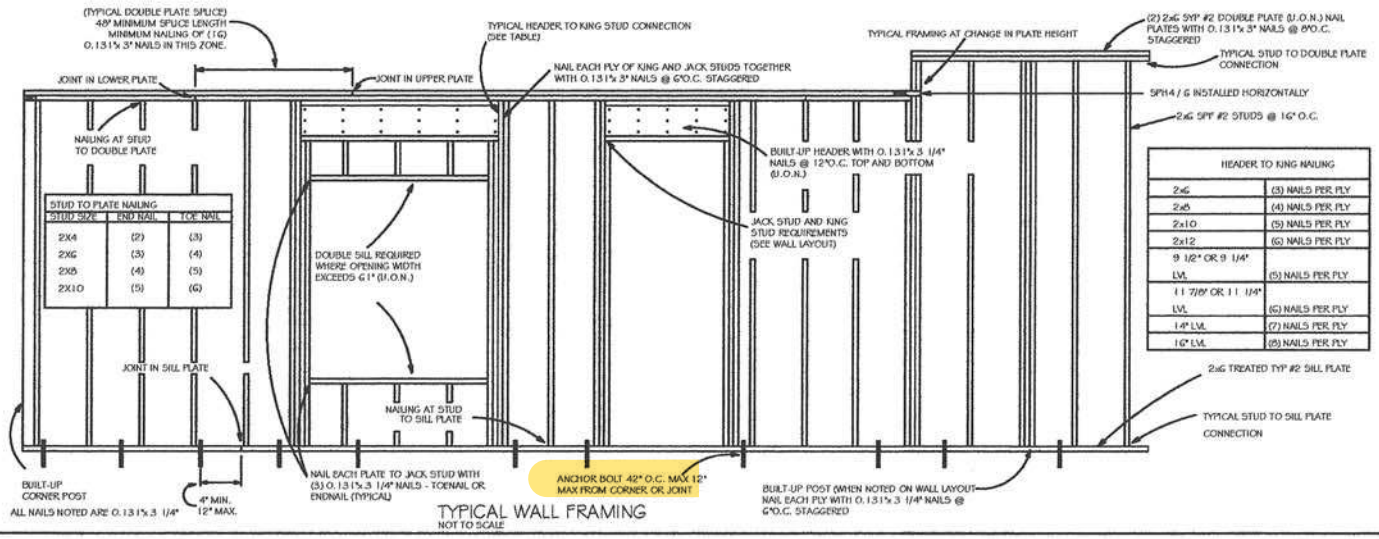

STUD TO PLATE NAILING		
STUD SIZE	END NAIL	TOE NAIL
2X4	(2)	(3)
2X6	(3)	(4)
2X8	(4)	(5)
2X10	(5)	(6)

HEADER TO KING NAILING	
2x6	(3) NAILS PER PLY
2x8	(4) NAILS PER PLY
2x10	(5) NAILS PER PLY
2x12	(6) NAILS PER PLY
9 1/2" OR 9 1/4" LVL	(5) NAILS PER PLY
11 7/8" OR 11 1/4" LVL	(6) NAILS PER PLY
14" LVL	(7) NAILS PER PLY
16" LVL	(8) NAILS PER PLY

TYPICAL WALL FRAMING
NOT TO SCALE

Carol Chadwick, PE
cn=Carol Chadwick, PE, o=This item has been electronically signed and sealed by Carol Chadwick, PE using a digital signature., ou, email=ccpewyo@gmail.com, c=US
2020.11.09 11:26:43 -05'00'

CAROL CHADWICK P.E.
Lic. No. 32063
STATE OF FLORIDA
LICENSED PROFESSIONAL ENGINEER

PREPARED FOR:
PLUMB LEVEL CONSTRUCTION
KEVIN BEDENBAUGH, JR.
386.365.5264

WRIGHT PORCH ENCLOSURE FRAMING PLAN

PROJECT NO. FL20216
DATE NOV. 9, 2020
REVISION DATE
SHEET S-1