





















ELECTRICAL LEGEND			
CEILING FAN		CARBON DETECTOR	
		CAT6 OUTLET	
		EXHAUST FAN	
CAN LIGHT 6inch		OUTLET	
CHANDELIER		OUTLET 220v	
LED CEILING LIGHT 1x4		OUTLET GFI	
PENDANT LIGHT		OUTLET WP	
EXTERIOR SCONCE		SMOKE DETECTOR	
MOTION SECURITY LIGHT		SWITCH	
AC DISCONNECT		SWITCH 3 WAY	
CABLE TV OUTLET		VANITY BAR LIGHT - SMALL	

ELECTRICAL PLAN NOTES:

INSTALLATION SHALL BE PER LATEST NAT'L. ELECTRIC CODE.

WIRE ALL AFFLIANCES, HVAC UNITS AND OTHER EQUIPMENT PER MANUF. SPECIFICATIONS

CONSULT WITH THE OWNER FOR THE NUMBER OF SEPERATE TELEPHONE LINES TO BE INSTALLED

ALL SMOKE DETECTORS SHALL BE 120v W/ BATTERY BACKUP OF THE PHOTOELECTRIC TYPE, AND SHALL BE INTERLOCKED TOGETHER. INSTALL INSIDE AND NEAR ALL BEDROOMS

TELEPHONE, TELEVISION AND OTHER LOW VOLTAGE DEVICES OR OUTLETS SHALL BE AS PER THE OWNER'S DIRECTIONS, & IN ACCORDANCE W/ APPLICABLE SECTIONS OF NEC-LATEST EDITION.

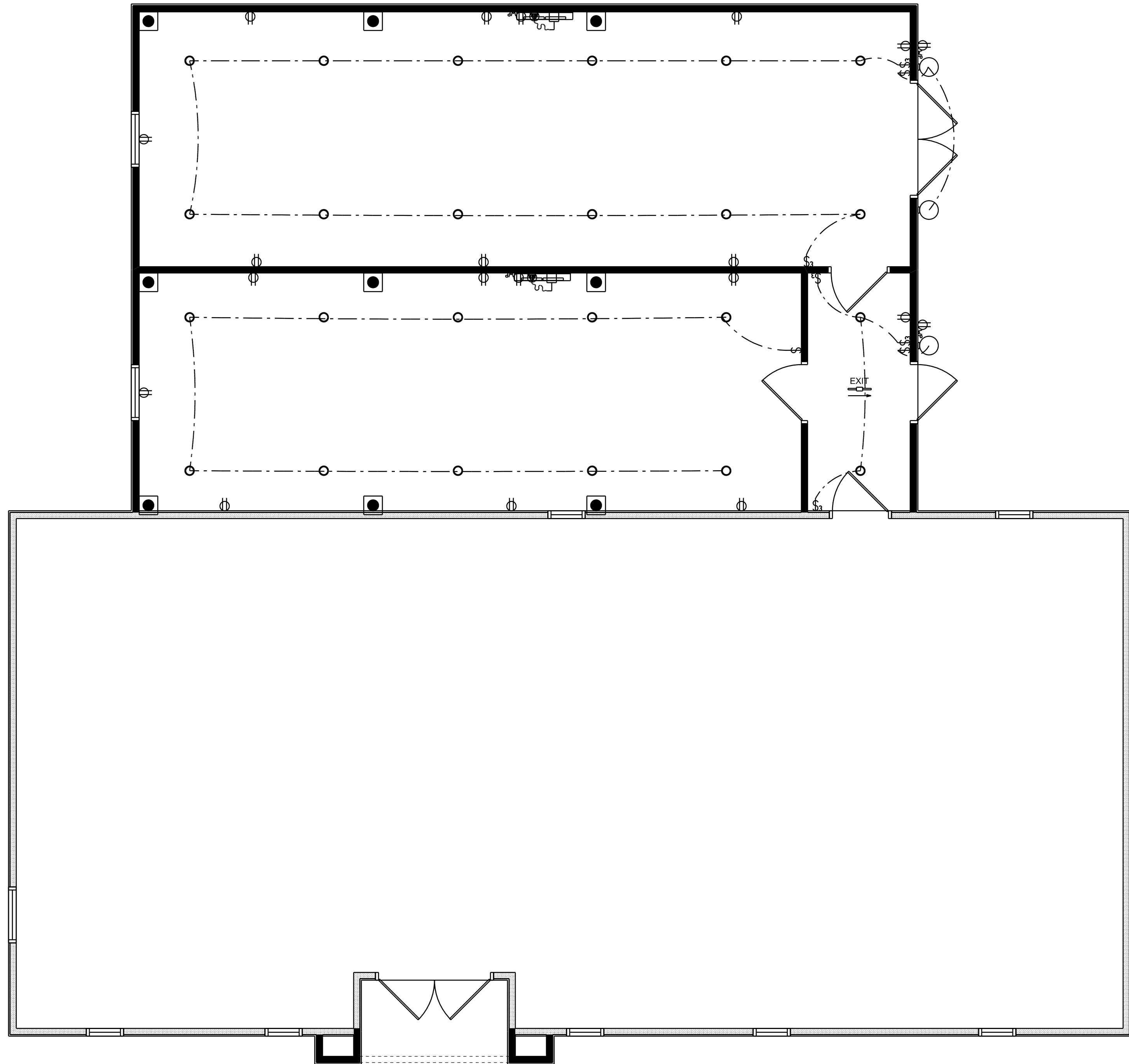
ELECTRICAL CONTR' shall PREPARE "AS-BUILT" SHOP DWGS INDICATING ALL ELECTRICAL WORK, INCLUDING ANY CHANGES TO THE ELEC. PLAN, ADDNS TO THE ELEC. PLAN, RISER DIAGRAM, AS-BUILT PANEL SCHEDULE W/ ALL CKTS IDENTIFIED W/ CKT N°, DESCRIPTION & BRKR, SERVICE ENT, & ALL UNDERGROUND WIRE

LOCATIONS/ROUTING / DEPTH, RISER DIA, SHALL INCLUDE WIRE SIZES/TYPE & EQUIPMENT TYPE W/ RATINGS & LOADS.

CONTRACTOR SHALL PROVIDE 1 COPY OF AS-BUILT DWGS TO OWNER & 1 COPY TO THE PERMIT ISSUING AUTHORITY. ALL RECEPTICALS, NOT OTHERWISE NOTED, SHALL BE ARC FAULT INTERRUPTER TYPE, EXCEPT DEDICATED OUTLETS

ALL RECEPTICALS IN WET AREAS SHALL BE GROUND FAULT INTERRUPTER TYPE (GFI)

ALL EXTERIOR RECEPTICALS SHALL BE WEATHERPROOF GROUND FAULT INTERRUPTER TYPE (WFGFI)



RENOVATED ELECTRICAL PLAN

SCALE: 1/4" = 1'-0"

EXISTING OFFICE RE-ROOF & FACE-LIFT FOR:

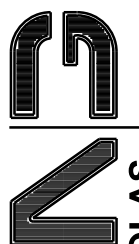
BARRS PLUMBING

FORT WHITE, FLORIDA



RIDGEPOINT DESIGN
RIDGEPOINTDESIGN@GMAIL.COM | 352-286-1888

JOINT VENTURED WITH



NICHOLAS P. GEISLER ARCHITECT
1759 NW Brown Rd.
Lake City, FL 32055
(386) 365-4355
N.C.A.R.B. Certified

SHEET NUMBER

A.5

OF 1 SHEETS

Nicholas
P. Geisler

Digitally signed by: Nicholas P. Geisler
DN: CN = Nicholas P. Geisler, email =
npg@geisler17@gmail.com, c = US, o =
Nicholas P. Geisler OU = Nicholas P.
Geisler
Date: 2024.07.06 09:22:35 -0600

AR0007005