

As required by Florida Statute 553.842 and Florida Administrative Code 9B-72, please provide the information and approval numbers on the building components listed below if they will be utilized on the construction project for which you are applying for a building permit. We recommend you contact your local product supplier should you not know the product approval number for any of the applicable listed products. Statewide approved products are listed online @ [www.floridabuilding.org](http://www.floridabuilding.org)

Category/Subcategory	Manufacturer	Product Description	Approval Number(s)
<b>1. EXTERIOR DOORS</b>			
A. SWINGING	Pella	Lifestyle	FL16246.2.4
B. SLIDING	Pella	Lifestyle	FL12442.8
C. SECTIONAL/ROLL UP			
D. OTHER			
<b>2. WINDOWS</b>			
A. SINGLE/DOUBLE HUNG			
B. HORIZONTAL SLIDER			
C. CASEMENT			
D. FIXED	Pella	Lifestyle	FL10354.5
E. MULLION			
F. SKYLIGHTS			
G. OTHER			
<b>3. PANEL WALL</b>			
A. SIDING			
B. SOFFITS			
C. STOREFRONTS			
D. GLASS BLOCK			
E. OTHER			
<b>4. ROOFING PRODUCTS</b>			
A. ASPHALT SHINGLES			
B. NON-STRUCT METAL			
C. ROOFING TILES			
D. SINGLE PLY ROOF			
E. OTHER			
<b>5. STRUCT COMPONENTS</b>			
A. WOOD CONNECTORS			
B. WOOD ANCHORS			
C. TRUSS PLATES			
D. INSULATION FORMS			
E. LINTELS			
F. OTHERS			
<b>6. NEW EXTERIOR</b>			
<b>ENVELOPE PRODUCTS</b>			

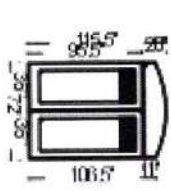
The products listed below did not demonstrate product approval at plan review. I understand that at the time of inspection of these products, the following information must be available to the inspector on the jobsite; 1) copy of the product approval, 2) performance characteristics which the product was tested and certified to comply with, 3) copy of the applicable manufacturers installation requirements. Further, I understand these products may have to be removed if approval cannot be demonstrated during inspection.

NOTES: \_\_\_\_\_  
 \_\_\_\_\_  
 \_\_\_\_\_

## Line # Location:

20 Kitchen Fixed Left

Frame Size: 72 X 75.5"

PK #  
2138

Viewed From Exterior

Fixed: 16246.4  
Fixed: 16246.4  
Fixed: 16354.5  
Arch: 10354.5

## Lifestyle, 2-Wide Inswing Door, Lifestyle, Direct Set Fixed Frame Arch Head, 72 X 115.5, Without HGP, White

## 1: 3696 Fixed Inswing Door

Frame Size: 36 X 95 1/2

General Information: No Package, With Hinged Glass Panel, Clad, Pine, 6 1/4", 4 15/16", Standard Sill, Mill Finish Sill

Exterior Color / Finish: Standard Enduraclad, White

Interior Color / Finish: Prefinished White Paint Interior

Glass: Insulated Tempered Low-E SunDefense™ Low-E Insulating Glass Argon Non High Altitude

Hinge Panel: Clear, Tempered

Hardware Options: Matte Black

Unit Accessories: Snap-In Between-The-Glass Fabric Shade Bottom-Up, White, Manual

Performance Information: U-Factor 0.25, SHGC 0.14, VLT 0.31, CPD PEL-N-247-00073-00001, Performance Class LC, PG 55, Calculated Positive DP Rating 55, Calculated Negative DP Rating 70, FPAS FL16246, Year Rated 08/11

Grille: No Grille

Vertical Mull: FactoryMull, Standard Joining Mullion - Doors, Mull Design Pressure- 20, Overall Thru Direction- Horizontal

2: 3696 Fixed Inswing Door

Frame Size: 36 X 95 1/2

General Information: No Package, With Hinged Glass Panel, Clad, Pine, 6 1/4", 4 15/16", Standard Sill, Mill Finish Sill

Exterior Color / Finish: Standard Enduraclad, White

Interior Color / Finish: Prefinished White Paint Interior

Glass: Insulated Tempered Low-E SunDefense™ Low-E Insulating Glass Argon Non High Altitude

Hinge Panel: Clear, Tempered

Hardware Options: Matte Black

Unit Accessories: Snap-In Between-The-Glass Fabric Shade Bottom-Up, White, Manual  
Performance Information: U-Factor 0.25, SHGC 0.14, VLT 0.31, CPD PEL-N-247-00073-00001, Performance Class LC, PG 55, Calculated Positive DP Rating 55, Calculated Negative DP Rating 70, FPAS FL16246, Year Rated 08/11

Grille: No Grille

Horizontal Mull: FactoryMull, Reinforcing Plate, Frame To Frame Width- 0", Mull Design Pressure- 20

3: 7220 Fixed Frame Direct Set Arch Head

Frame Size: 72 X 20 X 11

General Information: No Package, Without Hinged Glass Panel, Interior Glazed, Standard, Clad, Pine, 5", 3 11/16"

Exterior Color / Finish: Standard Enduraclad, White

Interior Color / Finish: Prefinished White Paint Interior

Glass: Insulated Dual Tempered Low-E SunDefense™ Low-E Insulating Glass Argon Non High Altitude  
Performance Information: U-Factor 0.28, SHGC 0.24, VLT 0.57, CPD PEL-N-18-03373-00001, Performance Class CW, PG 60, Calculated Positive DP Rating 60, Calculated Negative DP Rating 60, FPAS FL10354, Year Rated 08/11

Grille: No Grille

Wrapping Information: No Exterior Trim, 4 15/16", 6 1/4", Factory Applied, Pella Recommended Clearance, Perimeter Length = 296".

Rough Opening: 72 - 3/4" X 116"

QUOMATMCOM010554 - Casing Door Install (LF)	Qty	32
QUOMATMCOM900003 - Keylocks (LF)	Qty	32
QUOMATMCOM010555 - Casement Mull Covers Patio Door Install (LF)	Qty	32
INSTARJAXR900140 - Stucco Exterior (LF) JAX	Qty	32
QUOMATMCOM010552 - Interior Trim Door Install (LF)	Qty	32
QUOMATMCOM020652 - Exterior Trim Door Install (LF)	Qty	32
INSTARJAXR900023 - Lead Safe Install JAX	Qty	1

Qty  
1  
162/-122

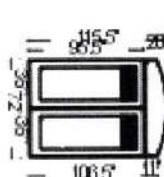
INSTARJAXXR010204 - Wood Patio Door Install (LF) JAX

Qty 32

Line # Location:

25 Fixed set middle

Frame Radius = 75.5"



PK # 2138

Viewed From Exterior

Fixed: 16246.4  
Fixed: 16246.4  
Arch: 10354.5

Attributes

Lifestyle, 2-Wide Inswinging Door, Lifestyle, Direct Set Fixed Frame Arch Head, 72 X

115.5, Without HGP, White

Qty

16246.4

1: Non-Standard Size Fixed Inswing Door

Frame Size: 36 X 95 1/2

General Information: No Package, With Hinged Glass Panel, Clad, Pine, 6 1/4", 4 15/16", Standard Sill, Mill Finish Sill

Exterior Color / Finish: Standard Enduraclad, White

Interior Color / Finish: Prefinished White Paint Interior

Glass: Insulated Tempered Low-E SunDefense™ Low-E Insulating Glass Argon Non High Altitude

Hinge Panel: Clear, Tempered

Hardware Options: Matte Black

Unit Accessories: Snap-In Between-The-Glass Fabric Shade Bottom-Up, White, Manual

Performance Information: U-Factor 0.25, SHGC 0.14, VLT 0.31, CPD PEL-N-247-00073-00001, Performance Class LC, PG 55, Calculated Positive DP

Rating 55, Calculated Negative DP Rating 70, FPAS FL16246, Year Rated 08/11

Grille: No Grille

Vertical Mull: Factory Mull Standard Joining Mullion - Doors, Mull Design Pressure- 20, Overall Thru Direction- Horizontal

2: Non-Standard Size Fixed Inswing Door

Frame Size: 36 X 95 1/2

General Information: No Package, With Hinged Glass Panel, Clad, Pine, 6 1/4", 4 15/16", Standard Sill, Mill Finish Sill

Exterior Color / Finish: Standard Enduraclad, White

Interior Color / Finish: Prefinished White Paint Interior

Glass: Insulated Tempered Low-E SunDefense™ Low-E Insulating Glass Argon Non High Altitude

Hinge Panel: Clear, Tempered

Hardware Options: Matte Black

Unit Accessories: Snap-In Between-The-Glass Fabric Shade Bottom-Up, White, Manual

Performance Information: U-Factor 0.25, SHGC 0.14, VLT 0.31, CPD PEL-N-247-00073-00001, Performance Class LC, PG 55, Calculated Positive DP

Rating 55, Calculated Negative DP Rating 70, FPAS FL16246, Year Rated 08/11

Grille: No Grille

Horizontal Mull: Factory Mull Reinforcing Plate, Frame To Frame Width- 0", Mull Design Pressure- 20

3: 7220 Fixed Frame Direct Set Arch Head

Frame Size: 72 X 20 X 11

General Information: No Package, Without Hinged Glass Panel, Interior Glazed, Standard, Clad, Pine, 5", 3 11/16"

Exterior Color / Finish: Standard Enduraclad, White

Interior Color / Finish: Prefinished White Paint Interior

Glass: Insulated Dual Tempered Low-E SunDefense™ Low-E Insulating Glass Argon Non High Altitude

Performance Information: U-Factor 0.28, SHGC 0.24, VLT 0.57, CPD PEL-N-18-03373-00001, Performance Class CW, PG 60, Calculated Positive DP

Rating 60, Calculated Negative DP Rating 60, FPAS FL10354, Year Rated 08/11

Grille: No Grille

Wrapping Information: No Exterior Trim, 4 15/16", 6 1/4", Factory Applied, Pella Recommended Clearance, Perimeter Length = 296"

Rough Opening: 72 - 3/4" X 116"

QUOMATMCOM010555 - Casement Mull Covers Patio Door Install (LF)	Qty 32
QUOMATMCOM020652 - Exterior Trim Door Install (LF)	Qty 32
QUOMATMCOM010554 - Casing Door Install (LF)	Qty 32
INSTARJAXXR900140 - Stucco Exterior (LF) JAX	Qty 32
QUOMATMCOM010552 - Interior Trim Door Install (LF)	Qty 32
INSTARJAXXR010204 - Wood Patio Door Install (LF) JAX	Qty 32



## QUOMATMCOM900003 - Keylocks (LF)

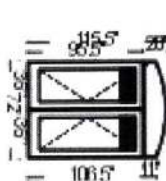
Qty 32

## Line # Location:

## Attributes

30 inswing set right

Frame Radius = 75.5"

PK #  
2138

# Lifestyle, 2-Wide Inswing Door, Lifestyle, Direct Set Fixed Frame Arch Head, 72 X 115.5, Without HGP, White

Qty

1

162/-122

Viewed From Exterior

Fixed: 16246.4  
Fixed: 16246.4  
Arch: 10354.5

1: 3696 Right Inswing Door  
Frame Size: 36 X 95 1/2  
General Information: No Package, With Hinged Glass Panel, Clad, Pine, 6 1/4", 4 15/16", Standard Sill, Mill Finish Sill  
Exterior Color / Finish: Standard Enduracelad, White  
Interior Color / Finish: Prefinished White Paint Interior  
Glass: Insulated Tempered Low-E SunDefense™ Low-E Insulating Glass Argon Non High Altitude  
Hinge Panel: Clear, Tempered  
Hardware Options: Standard, Matte Black, Order Handle Set, Multipoint Lock, No Integrated Sensor  
Screen: Hinge Screen, White, InView™  
Unit Accessories: Snap-In Between-The-Glass Fabric Shade Bottom-Up, White, Manual  
Performance Information: U-Factor 0.25, SHGC 0.14, VLT 0.31, CPD PEL-N-247-00073-00001, Performance Class LC, PG 55, Calculated Positive DP  
Rating 55, Calculated Negative DP Rating 70, FPAS FL16246, Year Rated 08/11

## Grille: No Grille

Vertical Mull 1: FactoryMull, Standard Joining Mullion - Doors, Mull Design Pressure- 20, Overall Thru Direction- Horizontal

## 2: 3696 Left Inswing Door

Frame Size: 36 X 95 1/2

General Information: No Package, With Hinged Glass Panel, Clad, Pine, 6 1/4", 4 15/16", Standard Sill, Mill Finish Sill

Exterior Color / Finish: Standard Enduracelad, White

Interior Color / Finish: Prefinished White Paint Interior

Glass: Insulated Tempered Low-E SunDefense™ Low-E Insulating Glass Argon Non High Altitude

Hinge Panel: Clear, Tempered

Hardware Options: Standard, Matte Black, Order Handle Set, Multipoint Lock, No Integrated Sensor

Screen: Hinge Screen, White, InView™

Unit Accessories: Snap-In Between-The-Glass Fabric Shade Bottom-Up, White, Manual

Performance Information: U-Factor 0.25, SHGC 0.14, VLT 0.31, CPD PEL-N-247-00073-00001, Performance Class LC, PG 55, Calculated Positive DP

Rating 55, Calculated Negative DP Rating 70, FPAS FL16246, Year Rated 08/11

## Grille: No Grille

Horizontal Mull 1: FactoryMull, Reinforcing Plate, Frame To Frame Width- 0", Mull Design Pressure- 20

## 3: 7220 Fixed Frame Direct Set Arch Head

Frame Size: 72 X 20 X 11

General Information: No Package, Without Hinged Glass Panel, Interior Glazed, Standard, Clad, Pine, 5", 3 11/16"

Exterior Color / Finish: Standard Enduracelad, White

Interior Color / Finish: Prefinished White Paint Interior

Glass: Insulated Dual Tempered Low-E SunDefense™ Low-E Insulating Glass Argon Non High Altitude

Performance Information: U-Factor 0.28, SHGC 0.24, VLT 0.57, CPD PEL-N-18-03373-00001, Performance Class CW, PG 60, Calculated Positive DP

Rating 60, Calculated Negative DP Rating 60, FPAS FL10354, Year Rated 08/11

## Grille: No Grille

Wrapping Information: No Exterior Trim, 4 15/16", 6 1/4", Factory Applied, Pella Recommended Clearance, Perimeter Length = 296"

Rough Opening: 72 - 3/4" X 116"

## QUOMATMCOM900003 - Keylocks (LF)

Qty 32

## QUOMATMCOM010552 - Interior Trim Door Install (LF)

Qty 32

## INSTARJAXXR010204 - Wood Patio Door Install (LF) JAX

Qty 32

## INSTARJAXXR900140 - Stucco Exterior (LF) JAX

Qty 32

## QUOMATMCOM010554 - Casing Door Install (LF)

Qty 32

Customer: Scott Stewart

Project Name: Scott Stewart - 387 SW Prism Loop, Jacksonville, F Order Number: 7183KWCLF Quote Number: 16882686

QUOMATMCOM010555 - Casement Mull Covers Patio Door Install (LF)

Qty 32

QUOMATMCOM020652 - Exterior Trim Door Install (LF)

Qty 32

Line # Location:

Attributes


35 Single Fixed

Lifestyle, Inswing Door, Fixed, 36 X 95.5, With HGP, White

Qty

1

122/-18.8



PK #  
2138

Viewed From Exterior

162464

1: 3696 Fixed Inswing Door

Frame Size: 36 X 95 1/2

General Information: No Package, With Hinged Glass Panel, Clad, Pine, 6 1/4", 4 15/16", Standard Sill, Mill Finish Sill

Exterior Color / Finish: Standard Enduraclad, White

Interior Color / Finish: Prefinished White Paint Interior

Glass: Insulated Tempered Low-E SunDefense™ Low-E Insulating Glass Argon Non High Altitude

Hinge Panel: Clear, Tempered

Hardware Options: Matte Black

Unit Accessories: Snap-In Between-The-Glass Fabric Shade Bottom-Up, White, Manual

Performance Information: U-Factor 0.25, SHGC 0.14, VLT 0.31, CPD PEL-N-247-00073-00001, Performance Class LC, PG 55, Calculated Positive DP Rating 55, Calculated Negative DP Rating 70, FPAS FL16246, Year Rated 08/11

Grille: No Grille.

Wrapping Information: No Exterior Trim, 4 15/16", 6 1/4", Factory Applied, Pella Recommended Clearance, Perimeter Length = 263"

Rough Opening: 36 - 3/4" X 96"

QUOMATMCOM020652 - Exterior Trim Door Install (LF)

Qty 23

INSTARJAXR900140 - Stucco Exterior (LF) JAX

Qty 23

QUOMATMCOM010552 - Interior Trim Door Install (LF)

Qty 23

QUOMATMCOM010555 - Casement Mull Covers Patio Door Install (LF)

Qty 23

QUOMATMCOM900003 - Keylocks (LF)

Qty 23

QUOMATMCOM010554 - Casing Door Install (LF)

Qty 23

INSTARJAXR010204 - Wood Patio Door Install (LF) JAX

Qty 23

## Line # Location:

## Attributes

40 4 panel slider

PK #  
2138

Viewed From Exterior

12442.8

## Lifestyle, Quad Sliding Door, Contemporary,, Fixed / Vent Left / Vent Right / Fixed, 139 X 80, With HGP, White

Qty 1  
156/-129

1: Non-Standard Size Non-Standard Size Fixed / Vent Left / Vent Right / Fixed Quad Sliding Door

Frame Size: 139 X 80

General Information: No Package, With Hinged Glass Panel, Factory Assembled, Clad, Pine, 5 7/8", 4 9/16", Black Composite Threshold

Exterior Color / Finish: Standard Enduraclad, White

Interior Color / Finish: Provincial Stain Interior

Glass: Insulated Tempered Low-E SunDefense™ Low-E Insulating Glass Argon Non High Altitude

Hinge Panel: Clear, Tempered

Hardware Options: Black, Standard, Handle Included, Handle Included, Matte Black, White, No Integrated Sensor

Screen: No Screen, Matte Black

Unit Accessories: Snap-In Between-The-Glass Fabric Shade Bottom-Up, White, Manual

Performance Information: U-Factor 0.25, SHGC 0.18, VLT 0.41, CPD PEL-N-249-00127-00001, Performance Class R, PG 25, Calculated Positive DP Rating 25, Calculated Negative DP Rating 25, FPAS FL12442, Year Rated 08/11

Grille: No Grille,

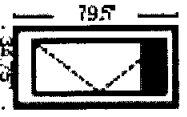
Wrapping Information: No Exterior Trim, 4 15/16", 6 1/4", Applied By Branch, Pella Recommended Clearance, Perimeter Length = 438".

Rough Opening: 140" X 80.5"

QUOMATMCOM020652 - Exterior Trim Door Install (LF)	Qty	37
INSTARJAXR900140 - Stucco Exterior (LF) JAX	Qty	37
QUOMATMCOM010555 - Casement Mull Covers Patio Door Install (LF)	Qty	37
QUOMATMCOM900003 - Keylocks (LF)	Qty	37
QUOMATMCOM010554 - Casing Door Install (LF)	Qty	37
INSTARJAXR010204 - Wood Patio Door Install (LF) JAX	Qty	37
INSTARJAXR900023 - Lead Safe Install JAX	Qty	1

**Line # Location:****Attributes**

45 bathroom

PK #  
2138

Viewed From Exterior

16246.2

**Lifestyle, Inswing Door, Right, 34.75 X 79.5, With HGP, White**

Qty 1

125/-180

**1: Non-Standard Size Right Inswing Door**

Frame Size: 34 3/4 X 79 1/2

General Information: No Package, With Hinged Glass Panel, Clad, Pine, 6 1/4", 4 15/16", Standard Sill, Mill Finish Sill

Exterior Color / Finish: Standard Enduraclad, White

Interior Color / Finish: Provincial Stain Interior

Glass: Insulated Tempered Low-E SunDefense™ Low-E Insulating Glass Argon Non High Altitude

Hinge Panel: Clear, Tempered

Hardware Options: Standard, Matte Black, Order Handle Set, Multipoint Lock, No Integrated Sensor

Screen: No Screen

Unit Accessories: Snap-In Between-The-Glass Fabric Shade Bottom-Up, White, Manual

Performance Information: U-Factor 0.25, SHGC 0.14, VLT 0.31, CPD PEL-N-247-00073-00001, Performance Class LC, PG 55, Calculated Positive DP

Rating 55, Calculated Negative DP Rating 70, FPAS FL16246, Year Rated 08/11

Grille: No Grille,

Wrapping Information: No Exterior Trim, 4 15/16", 6 1/4", Factory Applied, Pella Recommended Clearance, Perimeter Length = 229".

Rough Opening: 35 - 1/2" X 80"

QUOMATMCOM010554 - Casing Door Install (LF)	Qty	20
QUOMATMCOM010555 - Casement Mull Covers Patio Door Install (LF)	Qty	20
INSTARJAXR900023 - Lead Safe Install JAX	Qty	1
INSTARJAXR900140 - Stucco Exterior (LF) JAX	Qty	20
QUOMATMCOM900003 - Keylocks (LF)	Qty	20
QUOMATMCOM020652 - Exterior Trim Door Install (LF)	Qty	20
QUOMATMCOM010552 - Interior Trim Door Install (LF)	Qty	20
INSTARJAXR010204 - Wood Patio Door Install (LF) JAX	Qty	20

**Line # Location:****Attributes**

50 Interior casing

Interior casing for line 20-25-30-35	Home depot-RB03 1/116thx3.5	119	Qty
total lineal feet	Model # 10001812		1

INSTARJAXR900006 - Additional Labor (Hour) JAX

Qty 1