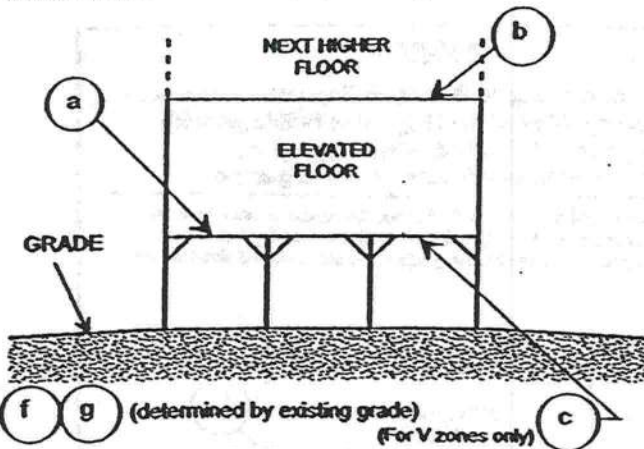


**DIAGRAM 5**

All buildings elevated on piers, posts, piles, columns, or parallel shear walls. No obstructions below the elevated floor.

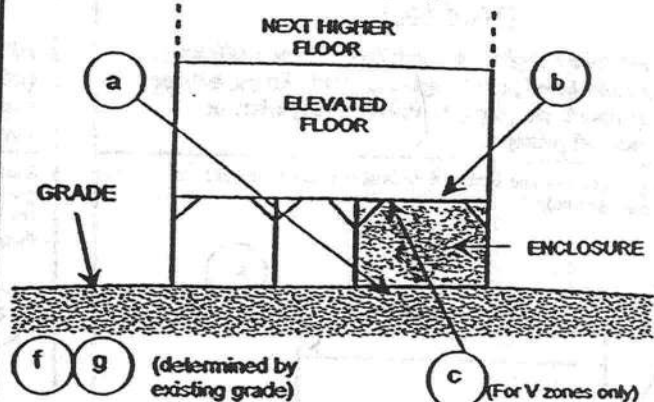
Distinguishing Feature – For all zones, the area below the elevated floor is open, with no obstruction to flow of flood waters (open lattice work and/or readily removable insect screening is permissible).



**DIAGRAM 6**

All buildings elevated on piers, posts, piles, columns, or parallel shear walls with full or partial enclosure below the elevated floor.

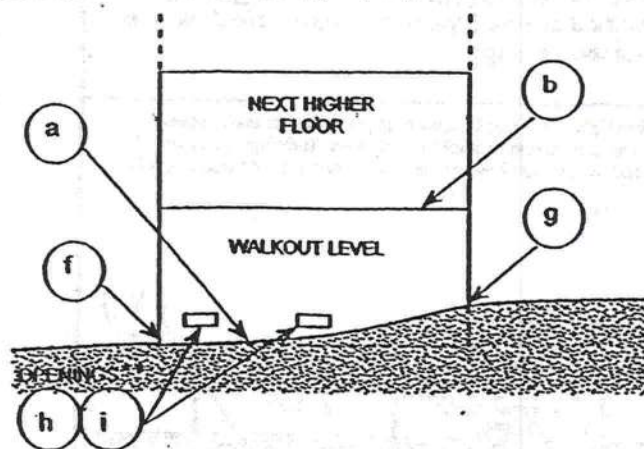
Distinguishing Feature – For all zones, the area below the elevated floor is enclosed, either partially or fully. In A Zones, the partially or fully enclosed area below the elevated floor is with or without openings present in the walls of the enclosure. Indicate information about openings in Section C, Building Elevation Information (Survey Required).



**DIAGRAM 7**

All buildings elevated on full-story foundation walls with a partially or fully enclosed area below the elevated floor. This includes walkout levels, where at least one side is at or above grade. The principal use of this building is located in the elevated floors of the building.

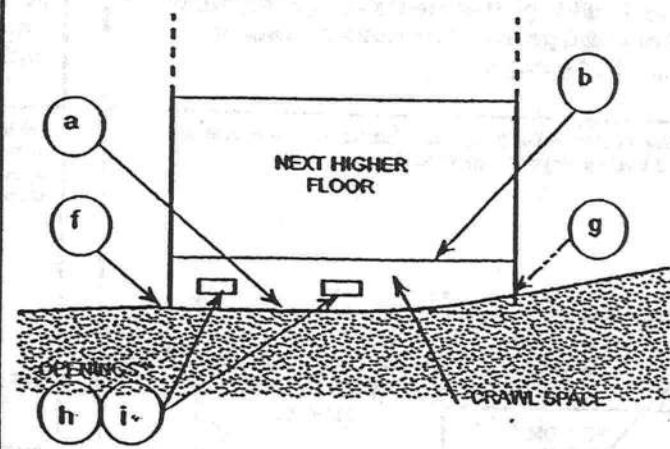
Distinguishing Feature – For all zones, the area below the elevated floor is enclosed, either partially or fully. In A Zones, the partially or fully enclosed area below the elevated floor is with or without openings present in the walls of the enclosure. Indicate information about openings in Section C, Building Elevation Information (Survey Required).



**DIAGRAM 8**

All buildings elevated on a crawl space with the floor of the crawl space at or above grade on at least one side.

Distinguishing Feature – For all zones, the area below the first floor is enclosed by solid or partial perimeter walls. In all A Zones, the crawl space is with or without openings present in the walls of the crawl space. Indicate information about the openings in Section C, Building Elevation Information (Survey Required).



An "opening" (flood vent) is defined as a permanent opening in a wall that allows for the free passage of water automatically in both directions without human intervention. Under the NFIP, a minimum of two openings is required for enclosures or crawl spaces with a total net area of not less than one square inch for every square foot of area enclosed. Each opening must be on different sides of the enclosed area. If a building has more than one enclosed area, each area must have openings on exterior walls to allow floodwater to directly enter. The bottom of the openings must be no higher than one foot above the grade underneath the flood vents. Alternatively, you may submit a certification by a registered professional engineer or architect that the design will allow for the automatic equalization of hydrostatic flood forces on exterior walls. A window, a door, or a garage door is not considered an opening.