

**PERMIT APPLICATION / MANUFACTURED HOME INSTALLATION APPLICATION**

*For Office Use Only*

(Revised 7-1-15)

Zoning Official \_\_\_\_\_

Building Official \_\_\_\_\_

AP# \_\_\_\_\_

Date Received \_\_\_\_\_

By \_\_\_\_\_

Permit # \_\_\_\_\_

Flood Zone \_\_\_\_\_

Development Permit \_\_\_\_\_

Zoning \_\_\_\_\_

Land Use Plan Map Category \_\_\_\_\_

Comments \_\_\_\_\_

FEMA Map# \_\_\_\_\_

Elevation \_\_\_\_\_

Finished Floor \_\_\_\_\_

River \_\_\_\_\_

In Floodway \_\_\_\_\_

- ☐ Recorded Deed or ☐ Property Appraiser PO ☐ Site Plan ☐ EH # \_\_\_\_\_ ☐ Well letter OR
- ☐ Existing well ☐ Land Owner Affidavit ☐ Installer Authorization ☐ FW Comp. letter ☐ App Fee Paid
- ☐ DOT Approval ☐ Parent Parcel # \_\_\_\_\_ ☐ STUP-MH \_\_\_\_\_ ☐ 911 App
- ☐ Ellisville Water Sys ☐ Assessment \_\_\_\_\_ ☐ Out County ☐ In County ☐ Sub VF Form

Property ID #

14-48-16-03024-052

Subdivision \_\_\_\_\_

Lot# \_\_\_\_\_

- New Mobile Home ☒ Used Mobile Home \_\_\_\_\_ MH Size 32x78 Year 2023
- Applicant Sonja North Phone # 863-517-5701
- Address 3311 SW State Rd 247 Lake City FL 32024
- Name of Property Owner Robson Lima Phone# 954-655-9215
- 911 Address SW Tompkins St Lake City FL 32024
- Circle the correct power company - FL Power & Light - Clay Electric  
(Circle One) - Suwannee Valley Electric - Duke Energy
- Name of Owner of Mobile Home Robson Lima Phone # 954-655-9215
- Address 13790 48th Court North Royal Palm Beach FL 33411
- Relationship to Property Owner \_\_\_\_\_
- Current Number of Dwellings on Property \_\_\_\_\_
- Lot Size \_\_\_\_\_ Total Acreage 10.99
- Do you : Have Existing Drive or Private Drive or need Culvert Permit or Culvert Waiver (Circle one)  
(Currently using) (Blue Road Sign) (Putting in a Culvert) (Not existing but do not need a Culvert)
- Is this Mobile Home Replacing an Existing Mobile Home NO
- Driving Directions to the Property \_\_\_\_\_

Email Address for Applicant:

provisionpermitting@gmail.com

- Name of Licensed Dealer/Installer Dale Houston Phone # 386-623-6522
- Installers Address 134 SW Barro Gln. Lak City FL 32024
- License Number 141133271 Installation Decal # 103372

Columbia County Fla. 911 Addressing  
911 Address Application #62120



APPLICANT: ROBSON LIMA PHONE: 8635175701

EMAIL: provisionpermitting@gmail.com

PARCEL ID: 16-4S-16-03024-052 SUBDIVISION: \_\_\_\_\_

LOT: \_\_\_\_\_ BLOCK: \_\_\_\_\_ PHASE: \_\_\_\_\_ UNIT: \_\_\_\_\_

IS THIS 911 ADDRESS REQUESTED FOR SELF OR IS IT BEING REQUESTED FOR A COMPANY?: Requested for Self

THIS ADDRESS IS FOR A:: Habitable structure (family home, business, etc.)





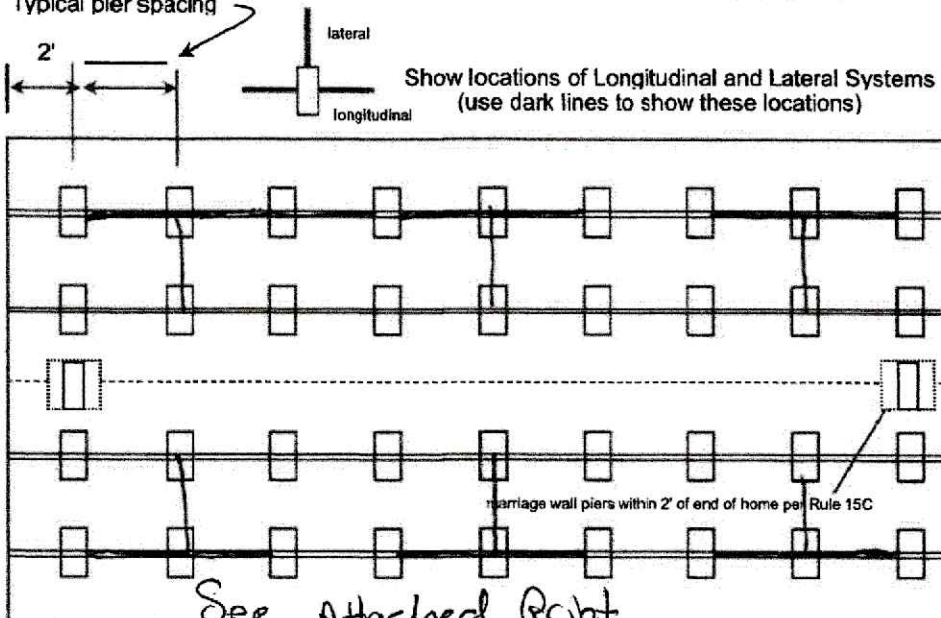
# Mobile Home Permit Worksheet

Installer: Dale Houston License # 1H1133271  
 Address of home being installed SW Tompkins St  
Lake City, FL 32024  
 Manufacturer Franklin Length x width 32 x 78

**NOTE:** if home is a single wide fill out one half of the blocking plan  
 if home is a triple or quad wide sketch in remainder of home  
 I understand Lateral Arm Systems cannot be used on any home (new or used)  
 where the sidewall ties exceed 5 ft 4 in.

Installer's initials DH

Typical pier spacing



Application Number: \_\_\_\_\_ Date: \_\_\_\_\_

New Home ☒ Used Home ☐

Home installed to the Manufacturer's Installation Manual ☒  
 Home is installed in accordance with Rule 15-C ☐

Single wide ☐ Wind Zone II ☒ Wind Zone III ☐

Double wide ☒ Installation Decal # 103372

Triple/Quad ☐ Serial # Special Order

## PIER SPACING TABLE FOR USED HOMES

Load bearing capacity	Footer size (sq in)	16" x 16" (256)	18 1/2" x 18 1/2" (342)	20" x 20" (400)	22" x 22" (484)*	24" x 24" (576)*	26" x 26" (676)
1000 psf		3'	4'	5'	6'	7'	8'
1500 psf		4' 6"	6'	7'	8'	8'	8'
2000 psf		6'	8'	8'	8'	8'	8'
2500 psf		7' 6"	8'	8'	8'	8'	8'
3000 psf		8'	8'	8'	8'	8'	8'
3500 psf		8'	8'	8'	8'	8'	8'

\* interpolated from Rule 15C-1 pier spacing table.

## PIER PAD SIZES

I-beam pier pad size 23 x 31  
 Perimeter pier pad size \_\_\_\_\_  
 Other pier pad sizes (required by the mfg.) \_\_\_\_\_

Draw the approximate locations of marriage wall openings 4 foot or greater. Use this symbol to show the piers.

List all marriage wall openings greater than 4 foot and their pier pad sizes below.

Opening	Pier pad size
<u>1, 2, 3, 5, 7, 8, 10</u>	<u>16 x 16</u>
<u>4, 6, 9, 11</u>	<u>23 x 31</u>

## TIEDOWN COMPONENTS

Longitudinal Stabilizing Device (LSD)  
 Manufacturer Oliver  
 Longitudinal Stabilizing Device w/ Lateral Arms  
 Manufacturer Oliver

## POPULAR PAD SIZES

Pad Size	Sq In
16 x 16	256
16 x 18	288
18.5 x 18.5	342
16 x 22.5	360
17 x 22	374
13 1/4 x 26 1/4	348
20 x 20	400
17 3/16 x 25 3/16	441
17 1/2 x 25 1/2	446
24 x 24	576
26 x 26	676

## ANCHORS

4 ft 5 ft marriage line

## FRAME TIES

within 2' of end of home  
 spaced at 5' 4" oc

## OTHER TIES

	Number
Sidewall	<u>5/4</u>
Longitudinal	<u>6</u>
Marriage wall	<u>5</u>
Shearwall	<u>1/2</u>

# Mobile Home Permit Worksheet

Application Number: \_\_\_\_\_ Date: \_\_\_\_\_

## POCKET PENETROMETER TEST

The pocket penetrometer tests are rounded down to \_\_\_\_\_ psf or check here to declare 1000 lb. soil ☒ without testing.

X \_\_\_\_\_ X \_\_\_\_\_ X \_\_\_\_\_

## POCKET PENETROMETER TESTING METHOD

1. Test the perimeter of the home at 6 locations.
2. Take the reading at the depth of the footer.
3. Using 500 lb. increments, take the lowest reading and round down to that increment.

X \_\_\_\_\_ X \_\_\_\_\_ X \_\_\_\_\_

## TORQUE PROBE TEST

The results of the torque probe test is \_\_\_\_\_ inch pounds or check here if you are declaring 5' anchors without testing \_\_\_\_\_. A test showing 275 inch pounds or less will require 5 foot anchors.

**Note:** A state approved lateral arm system is being used and 4 ft. anchors are allowed at the sidewall locations. I understand 5 ft anchors are required at all centerline tie points where the torque test reading is 275 or less and where the mobile home manufacturer may requires anchors with 4000 lb holding capacity.

DN Installer's initials

## ALL TESTS MUST BE PERFORMED BY A LICENSED INSTALLER

Installer Name

Dale Houston

Date Tested

8/3/23 N/A

## Electrical

Connect electrical conductors between multi-wide units, but not to the main power source. This includes the bonding wire between multi-wide units. Pg. 50

## Plumbing

Connect all sewer drains to an existing sewer tap or septic tank. Pg. 48

Connect all potable water supply piping to an existing water meter, water tap, or other independent water supply systems. Pg. 49

## Site Preparation

Debris and organic material removed ☒  
Water drainage: Natural \_\_\_\_\_ Swale \_\_\_\_\_ Pad ☒ Other \_\_\_\_\_

## Fastening multi wide units

Floor: Type Fastener: Lag Length: 6" Spacing: 24"  
Walls: Type Fastener: Self Drilling Length: 4.5" Spacing: 24"  
Roof: Type Fastener: Self Drilling Length: 4.5" Spacing: 24"  
For used homes a min. 30 gauge, 8" wide, galvanized metal strip will be centered over the peak of the roof and fastened with galv. roofing nails at 2" on center on both sides of the centerline.

## Gasket (weatherproofing requirement)

I understand a properly installed gasket is a requirement of all new and used homes and that condensation, mold, mildew and buckled marriage walls are a result of a poorly installed or no gasket being installed. I understand a strip of tape will not serve as a gasket.

Installer's initials DH

Type gasket Psam Pad  
Pg. 151

Installed:  
Between Floors Yes ☒  
Between Walls Yes ☒  
Bottom of ridgebeam Yes ☒

## Weatherproofing

The bottomboard will be repaired and/or taped. Yes ☒ Pg. 42  
Siding on units is installed to manufacturer's specifications. Yes ☒  
Fireplace chimney installed so as not to allow intrusion of rain water. Yes N/A

## Miscellaneous

Skirting to be installed: Yes No  
Dryer vent installed outside of skirting. Yes N/A  
Range downflow vent installed outside of skirting. Yes N/A  
Drain lines supported at 4 foot intervals. Yes  
Electrical crossovers protected Yes  
Other: \_\_\_\_\_

Installer verifies all information given with this permit worksheet is accurate and true based on the manufacturer's installation instructions and or Rule 15C-1 & 2

Installer Signature Dale Houston

Date 8/3/23





COLUMBIA COUNTY BUILDING DEPARTMENT  
135 NE Hernando Ave, Suite B-21, Lake City, FL 32055  
Phone: 386-758-1008 Fax: 386-758-2160

MOBILE HOME INSTALLERS AGENT AUTHORIZATION

I, Dale Houston, give this authority and I do certify that the below  
Installers Name

referenced person(s) listed on this form is/are under my direct supervision and control and  
is/are authorized to purchase permits, call for inspections and sign on my behalf.

Printed Name of Authorized Person	Signature of Authorized Person	Agents Company Name
Sonja North	Sonja North	

I, the license holder, realize that I am responsible for all permits purchased, and all work done under my license and I am fully responsible for compliance with all Florida Statutes, Codes, and Local Ordinances.

I understand that the State Licensing Board has the power and authority to discipline a license holder for violations committed by him/her or by his/her authorized person(s) through this document and that I have full responsibility for compliance granted by issuance of such permits.

Dale Houston I41133271 8/3/23  
License Holders Signature (Notarized) License Number Date

NOTARY INFORMATION:

STATE OF: Florida COUNTY OF: Columbia

The above license holder, whose name is Dale Houston,  
personally appeared before me and is known by me or has produced identification  
(type of I.D.) \_\_\_\_\_ on this 3rd day of August, 20 23.

Linda Ruth Craft  
NOTARY'S SIGNATURE





COLUMBIA COUNTY BUILDING DEPARTMENT  
135 NE Hernando Ave, Suite B-21, Lake City, FL 32055  
Phone: 386-758-1008 Fax: 386-758-2160

MOBILE HOME INSTALLERS LETTER OF AUTHORIZATION

I, Dale Houston, give this authority for the job address show below  
Installer License Holder Name

only, SW Tompkins St Lake City FL 32024 and I do certify that  
Job Address

the below referenced person(s) listed on this form is/are under my direct supervision and control  
and is/are authorized to purchase permits, call for inspections and sign on my behalf.

Printed Name of Authorized Person	Signature of Authorized Person	Authorized Person is... (Check one)
<u>Sonya North</u>	<u>Sonya North</u>	<input checked="" type="checkbox"/> Agent <input type="checkbox"/> Officer <input type="checkbox"/> Property Owner
		<input type="checkbox"/> Agent <input type="checkbox"/> Officer <input type="checkbox"/> Property Owner
		<input type="checkbox"/> Agent <input type="checkbox"/> Officer <input type="checkbox"/> Property Owner

I, the license holder, realize that I am responsible for all permits purchased, and all work done  
under my license and I am fully responsible for compliance with all Florida Statutes, Codes, and  
Local Ordinances.

I understand that the State Licensing Board has the power and authority to discipline a license  
holder for violations committed by him/her or by his/her authorized person(s) through this  
document and that I have full responsibility for compliance granted by issuance of such permits.

Dale Houston IH 1133271 8/3/23  
License Holders Signature (Notarized) License Number Date

NOTARY INFORMATION:

STATE OF: Florida COUNTY OF: Columbia

The above license holder, whose name is Dale Houston,  
personally appeared before me and is known by me or has produced identification  
(type of I.D.) \_\_\_\_\_ on this 3rd day of August, 2023.

Linda Ruth Craft  
NOTARY'S SIGNATURE

(Seal/Stamp)



**MOBILE HOME INSTALLATION SUBCONTRACTOR VERIFICATION FORM**

APPLICATION NUMBER \_\_\_\_\_ CONTRACTOR Dale Houston PHONE 386-623-6522

**THIS FORM MUST BE SUBMITTED PRIOR TO THE ISSUANCE OF A PERMIT**

In Columbia County one permit will cover all trades doing work at the permitted site. It is **REQUIRED** that we have records of the subcontractors who actually did the trade specific work under the permit. Per Florida Statute 440 and Ordinance 89-6, a contractor shall require all subcontractors to provide evidence of workers' compensation or exemption, general liability insurance and a valid Certificate of Competency license in Columbia County.

***Any changes, the permitted contractor is responsible for the corrected form being submitted to this office prior to the start of that subcontractor beginning any work. Violations will result in stop work orders and/or fines.***

<b>ELECTRICAL</b>	Print Name <u>Whittington Electric</u> Signature <u>Glenn Whittington</u> License #: <u>EL13002957</u> Phone #: <u>386-484-4601</u> <p align="center">Qualifier Form Attached <input type="checkbox"/></p>
<b>MECHANICAL/ A/C</b>	Print Name <u>Mollman A/C &amp; Heat</u> Signature <u>Stephen Mollman</u> License #: <u>CAC1819696</u> Phone #: <u>352-339-6640</u> <p align="center">Qualifier Form Attached <input type="checkbox"/></p>

**F. S. 440.103 Building permits; identification of minimum premium policy.**--Every employer shall, as a condition to applying for and receiving a building permit, show proof and certify to the permit issuer that it has secured compensation for its employees under this chapter as provided in ss. 440.10 and 440.38, and shall be presented each time the employer applies for a building permit.



## Columbia County Property Appraiser

Jeff Hampton

2023 Working Values

updated: 8/3/2023

Parcel: 16-4S-16-03024-052 (46210)

Aerial Viewer Pictometry Google Maps

## Owner &amp; Property Info

Result: 1 of 1

Owner	LIMA ROBSON BARROS LIMA LETICIA ZAVIER 13790 48TH COURT NORTH ROYAL PALM BEACH, FL 33411		
Site			
Description*	COMM NE COR OF SEC. W 420 FT, S 1223.24 FT FOR POB, CONT S 767.50 FT, E 419.84 FT TO E LINE OF SEC. E 205.26 FT, N 767.50 FT, W 825.08 FT TO POB. 720-163, 387-322, WD 1275-445, WD 1275-446, LE 1471-884, WD 1494-1101		
Area	10.99 AC	S/T/R	16-4S-16
Use Code**	TIMBERLAND 80-89 (5500)	Tax District	3

\*The Description above is not to be used as the Legal Description for this parcel in any legal transaction.

\*\*The Use Code is a FL Dept. of Revenue (DOR) code and is not maintained by the Property Appraiser's office. Please contact your city or county Planning &amp; Zoning office for specific zoning information.

## Property &amp; Assessment Values

2022 Certified Values	2023 Working Values	
There are no 2023 Certified Values for this parcel	Mkt Land	\$0
	Ag Land	\$4,935
	Building	\$0
	XFOB	\$0
	Just	\$76,930
	Class	\$4,935
	Appraised	\$4,935
	SOH Cap (?)	\$0
	Assessed	\$4,935
	Exempt	\$0
	Total	county: \$4,935 city: \$0
	Taxable	other: \$0 school: \$4,935



## Sales History

Sale Date	Sale Price	Book/Page	Deed	V/I	Qualification (Codes)	RCode
6/19/2023	\$88,000	1494/1101	WD	V	G	01

## Building Characteristics

Bldg Sketch	Description*	Year Blt	Base SF	Actual SF	Bldg Value
NONE					

## Extra Features &amp; Out Buildings (Codes)

Code	Desc	Year Blt	Value	Units	Dims
NONE					

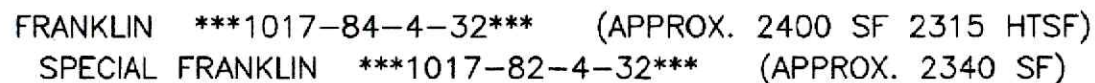
## Land Breakdown

Code	Desc	Units	Adjustments	Eff Rate	Land Value
5500	TIMBER 2 (AG)	10.990 AC	1.0000/1.0000 1.0000/ /	\$449 /AC	\$4,935
9910	MKT.VAL.AG (MKT)	10.990 AC	1.0000/1.0000 1.0000/ /	\$7,000 /AC	\$76,930

Search Result: 1 of 1



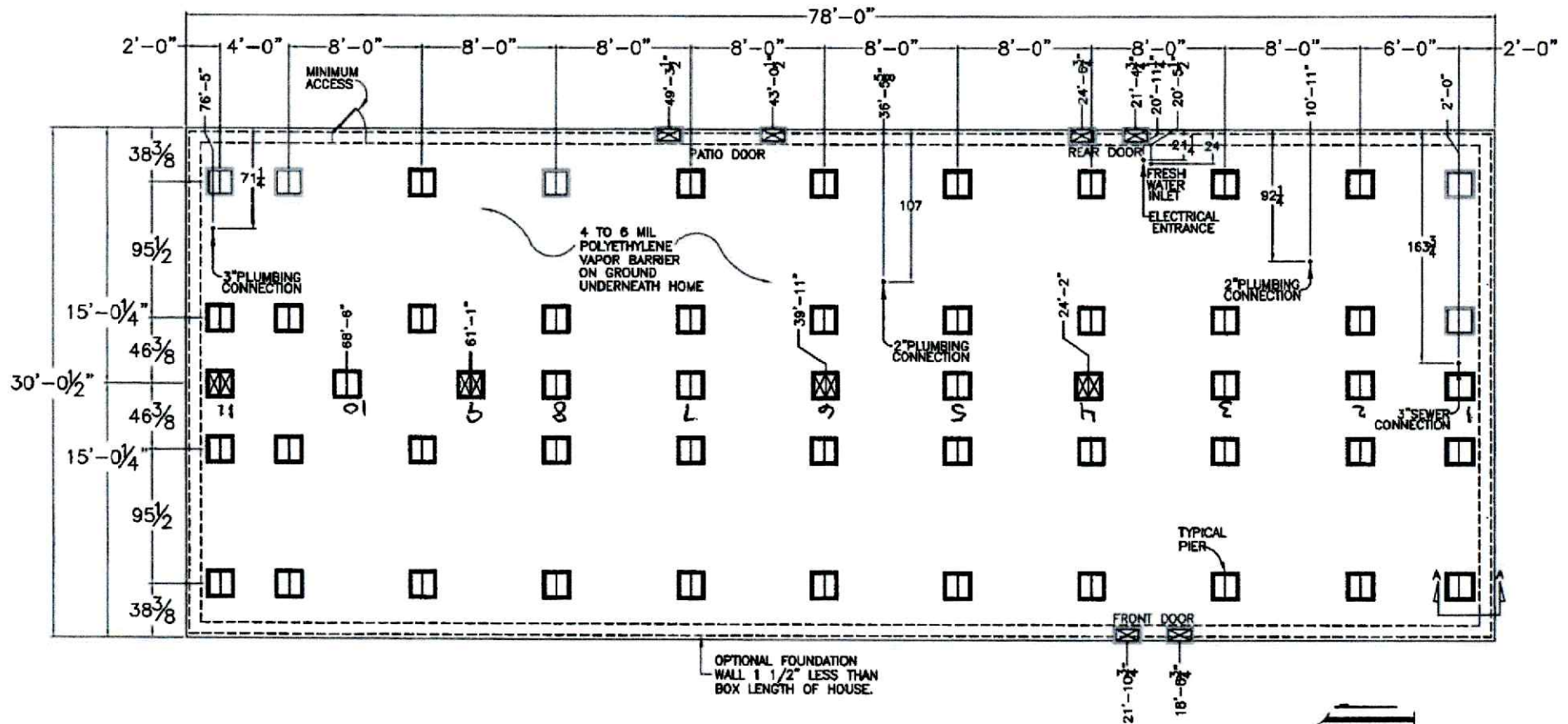
REF.SERIAL#: 16731  
REF.SERIAL#: 17023



FRANKLIN  
HOMES

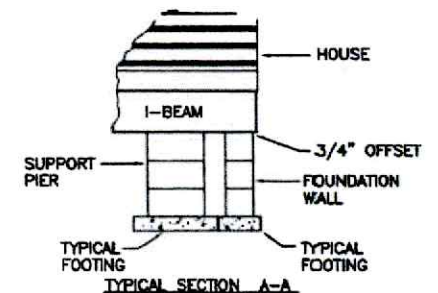
SOID#: 228136  
 DEALER: CLAYTON, LAKE CITY  
 CUSTOMER: LIMA  
 DATE: 7/14/23 @ 11:15AM

THESE DESIGNS ARE FOR ESTIMATE  
 "ONLY". NOT FOR CONSTRUCTION  
 AND ARE SUBJECT TO CHANGE.



**NOTES:**

1. ALL INFORMATION SHOWN ON THIS PAGE IS DONE AT SITE BY OTHERS.
2. BOTTOM OF FOOTING TO REST ON UNDISTURBED SOIL, BELOW FROST LEVEL BUT NO LESS THAN 12" BELOW GRADE. (FOOTING AND FOUNDATION WALL TO COMPLY WITH ALL REQUIREMENTS OF STATE/CITY/ BUILDING CODE.)
3. REFER TO THE FRANKLIN HOMES, INC. SET-UP MANUAL FOR FOOTING, PIER DESIGN, AND SITE PREPARATION, ETC.
4. THESE DESIGNS ARE ILLUSTRATIVE IN NATURE, FOUNDATION DESIGN TO BE COMPLETED BY LOCAL ENGINEER FOUNDATION TO BE BUILT ON-SITE BY LOCAL CONTRACTOR



REVISION:	DRAWN: CANDY CHECKED: N.T.S. SCALE:	BY: DATE: 7/14/23	TITLE: 95.1/2" I-BEAM SPACING BLOCKING/FOUNDATION DETAIL	NO: FD-1017-82-4-32	SERIAL NO: SOID#:228136



Robson Lima

License Number: IH / 1133271 / 1 Name: DALE HOUSTON

Order #: 5941	Label #: 103372	Manufacturer:	(Check Size of Home)
Homeowner:		Year Model:	Single _____
Address:		Length & Width:	Double _____
			Triple _____
City/State/Zip:		Type Longitudinal System:	HUD Label #:
Phone #:		Type Lateral Arm System:	Soil Bearing / PSF:
Date Installed:		New Home: _____ Used Home: _____	Torque Probe / in-lbs:
Installed Wind Zone:		Data Plate Wind Zone:	Permit #:
Note:			

STATE OF FLORIDA  
INSTALLATION CERTIFICATION LABEL

INSTRUCTIONS