

General Notes

General

The swimming pools and spas consist of one-piece fiberglass construction shop-formed over a mold. The material is fiberglass reinforced plastic (FRP), a minimum of 1/4 inch (6.4 mm) thick, composed of isophthalic resin, vinyl ester resin and fiberglass. The surface finish is a neo pentyl glycol gel coat. Viking Pools produces various styles of swimming pools and spas. When installed in accordance to Viking Pools installation procedures, the pools and spas comply with applicable requirements of the following codes:

- 2018/2021 International Building Code® (IBC)
- 2018/2021 International Residential Code (IRC)
- 2018/2021 International Plumbing Code® (IPC)
- 2018/2021 IAPMO Uniform Plumbing Code (IAPMO UPC)
- 1997 Uniform Building Code (UBC)
- BOCA® National Building Code/2003 (BNBC)
- 2020 Florida Building Code 7th Edition
- 2020 Florida Plumbing Code 7th Edition
- 2020 Florida Fuel/Gas Code 7th Edition
- 2020 Florida Mechanical Code 7th Edition
- 2020 Florida Residential Code 7th Edition
- 2017 National Electric Code (NEC)

- 2007 ANSI/ASME-A112.19.8
- 2014 ANSI/APSP/ICC-3 Permanently Installed Residential Spas and Swim Spas
- 2011 ANSI/NSPI-5 Residential Inground Swimming Pools
- 2012 ANSI/APSP/ICC 5a Residential Inground Swimming Pools
- 2020 ANSI/APSP/ICC-7 Suction Entrapment Avoidance
- 2017 ANSI/APSP/ICC-16 Suction Outlet Fitting Assemblies
- 2021 International Swimming Pool and Spa Code - (ISPS-IC)
- 2021 Uniform Swimming Pool, Spa, Hot tub Code (APMO)

The overall pool dimensions, depths and capacities are shown in Table 1. The units comply with ANSI/NSPI-5, specified in Section AG-103.1 of the IRC, and IAPMO IGC-2000*, specified in the UPC. Models described in Table 2 and Table 3 can be placed up to 19-1/2 inches (49.5mm) above ground. These pools and spas may be placed with or without concrete or wood decking. Unless elevated portions of the units are protected from sunlight by soil berms, decking, etc., these portions must be coated with a UV-inhibiting opaque paint that is compatible with the laminate.

All plumbing and electrical work must comply with the referenced codes in effect at the construction site. The pool and spa must remain full of water at all times. A permanent sign, bearing the following statement, must be attached to the pumping equipment:

Notice-The pool or spa is designed to remain full of water at all times. The pool shell may be damaged if the water level is allowed to drop below the skimmer. When appreciable draw-down is noticed or if it becomes necessary to drain the pool or spa, contact Viking Pools or its dealers for instructions.

A permanent label must be installed adjacent to the above sign indicating the Viking Pools dealer's name, address and telephone number.

Installation Procedure:

Viking pools and spas may be installed without a soil investigation by a registered design professional(RDP), subject to the building official's approval, provided none of the following conditions are encountered at the site:

1. The existence of uncontrollable groundwater within the depth of the pool or spa excavation.
 2. The existence of an uncompacted fill in contact with any portion of the pool or spa.
 3. The existence of any soil types with an angle of repose that will not support the walls of the excavation at desired slopes.
 4. Danger to adjacent structures posed by the proposed pool or spa location.
 5. The existence of any cracks or openings in soil that would not confine sand or 1/2" clean gravel bedding.
- If any of the conditions above is encountered, excavation must cease immediately. The specified conditions at the site must then be

reviewed and recommendations made by the RDP. The building official must approve the RDP's report before work is completed.

The pool or spa excavation profile must coincide with the contours of the pool. The over excavation is minimum 6 inches (152mm) on the sides and ends. The over excavation at the pool bottom is minimum 4 inches (102mm). The backfill for the pool or spa bottom is a layer of 3-inch-thick (76mm) bedding sand matching the pool or spa profile.

This sand layer is placed using a crane, excavator or manually and be within 1 inch (25mm) of level. Simultaneous waterfill and sand backfill operations then commence. The sand is compacted with a tamper and water. The installer must ensure that the backfill level and water level are approximately the same throughout this procedure.

After completion of the backfill and plumbing, the decking is placed. Decks are prepared as indicated in Figures 1 through 4:

1. Cantilevered concrete decks are constructed as noted in Figure 1 in all cases.
2. Cantilevered decks are constructed with brick or stone as noted in Figure 2 in all cases.
3. Raised bond beams are constructed as noted in Figure 3 in all cases.
4. Aboveground installations are constructed as noted in Figure 4 in all cases.

Barriers are required where pools are on premises of UBC Group R, Division 3, Occupancies or IBC Group R Occupancies. The barriers must comply with Appendix Chapter 4, Division 1, of the UBC or Section 3109.4 of the IBC and 2020 Florida Building Code, Residential, 7th Ed., Section R4501.17, R4501.17.1.1 through R4501.17.1.15.

Expansive soils:

For installation of pools or spas in expansive soils, the following additional installation details must be followed subject to code official's approval:

1. All surfaces adjacent to the pool or spas must be excavated to a minimum depth of 12 inches (305 mm) beneath the pool bottom and minimum 6 inches (152 mm) behind the pool walls.
2. Any soft or loose soils exposed by step 1 must be removed until exposed material is solid. If the soil is still soft and loose, the upper 6 inches (152 mm) of all horizontal excavation surfaces must be scarified and compacted with mechanical equipment. The compacted surfaces and the excavated wall surfaces must be maintained in a moist condition until the first lift of backfill or fill is placed against the surface. The term compaction implies any method necessary to consolidate the native and fill materials to keep the pool or structure from settling.
3. The excavated bottom area of the pool or spa must be backfilled with granular import material to approximately 6 inches (152 mm) below the bottom of the pool or spa, wetted and compacted.
4. The remaining 6 inches (152 mm) must be backfilled beneath the pool or spa and outside the pool walls with compacted clean sand. The pool or spa must be filled with water as backfilling progresses to a level equivalent to that of the backfill. The backfill must be placed in compacted layers of approximately 6 inches (152 mm) while a uniform height of backfill is maintained around the pool or spa.
5. Positive surface drainage away from the perimeter of the pool and surrounding deck is required and critical to installations in highly expansive soils. Surface area drains and surface drainage swales or subdrains must be placed as needed to prevent ponding or saturation of the soil around the perimeter and vicinity of the pool to prevent excessive shrink-swell or volume changes in the soil.

Identification:

Viking pools and spas are identified by the following information imprinted on the top step of the pool or spa: manufacturer's name (Viking Pools) and address, pool or spa model designation, a coded serial number and the evaluation report number (ESR-2014).

The units also bear the label of the quality control agency, Columbia Research & Testing Corporation (AA-527).

Findings: That the fiberglass one piece swimming pools and spas are in compliance with the above listed codes as noted in ESR-2014 subject

to the following conditions.

1. The construction and pool/spa installation comply with this report and the manufacturer's instructions.
2. Electrical and plumbing installation comply with the respective codes in effect at the construction site.
3. That all pools are installed in accordance with manufacturer's recommendations.
4. The pools and spas produced by Viking Pools Northeast, Inc. 176 Viking Drive Industrial Park, Jane Lew, West Virginia, Viking Pools Central, Inc., 10600 West Interstate 20 East, Midland, Texas, and Viking Pools, Inc., 121 Crawford Road, Williams, California, Viking Pools Southeast, 40119 County Road 54E, Zephyrhills, FL are manufactured under a quality control program with inspections by Columbia Research & Testing Corporation (AA-527). Length, width and depth may vary up to 3% - all dimensions are to outside edge of coping, measured from parallel lines.



Latham


Table of Contents

Page	Content
C-001.....	General Notes
C-002.....	Tables 1-3
C-003.....	Figures 1-8
C-004.....	Pool Models
C-005.....	Pool Models
C-006.....	Pool Models
C-007.....	Spa Models & Tanning Ledges
C-008.....	Alternative Recirculation Systems

Reviewed by:

Donald R. Poindexter, PE
Florida Lic. No. 64901
4119 Trinity Dr Santa Rosa CA 95405
Phone 707-494-8761

Seal



Project Name and Address

Contractor

Date

Latham Pool Products Inc.
DBA Latham Grand, Latham Select
Viking Pool, Blue Hawaiian Pools, Trilogy Pools
ICC Evaluation Report Number (ESR-2014)

Latham, NY Phone: (800) 833-3800
Jane Lew, WV Phone: (304) 884-6954 Fax: (304) 884-7198
Midland, TX Phone: (432) 561-9933 Fax: (432) 561-9934
Williams, CA Phone: (530) 473-5319 Fax: (530) 473-5393
Zephyrhills, FL Phone: (813) 783-7439 Fax: (813) 783-7214

Page 1 of 8

General Notes

C-001

TABLE 1- POOLS

POOL	CODE	SIZE	DEPTHS		GALLONS	SQUARE PAGE		POOL
			WIDTH x LENGTH	SHALLOW, DEEP		FEET	NUMBER	
Aruba	ARU	11' x 22'	3'-6", 5'		5,200	177	Page 4	Type 0
Axiom 12	CRUM	12' x 26'	4' x 5'		5,300	214	Page 4	Type 0
Axiom 12 Deluxe	CRUD	12' x 26'	3' x 4'-7"		4,400	209	Page 4	Type 0
Axiom 14	CRUL	14' x 30'	4' x 6'		8,000	297	Page 4	Type 0
Axiom 16	CRUJ	16' x 35'	4'-6", 6'-6"		11,600	395	Page 4	Type 0
Bay Isle	BHBY	14'-6" x 29'-10"	3', 6'-6"		10,000	318	Page 4	Type 0
Bermuda	AL	12' x 26'	3'-6", 5'-6"		7,000	226	Page 4	Type 0
Cape Cod	CA	14' x 31'	3'-6", 6'		12,000	325	Page 4	Type 0
Claremont	V	14' x 33'	3'-7", 5'-4"		11,700	416	Page 4	Type 0
Corinthian 12	RT12	12' x 25'	3'-6", 5'-5"		5,100	254	Page 4	Type 0
Corinthian 14	RT14	14' x 30'	3'-6", 6'		8,200	365	Page 4	Type 0
Coronado	BHBI	15' x 34'	3'-6", 6'-6"		13,000	410	Page 4	Type 0
DeRay	B	11'-10" x 25'-5"	4'-6"		8,100	264	Page 4	Type 0
Enchantment 9.17	NIR05	9'-1" x 17'-5"	4'-9"		3,200	129	Page 4	Type 0
Enchantment 9.21	NIR06	9'-1" x 20'-7"	4'-9"		4,000	154	Page 4	Type 0
Enchantment 9.24	NIR07	9'-1" x 23'-10"	4'-9"		4,800	180	Page 4	Type 0
Freeport	FP	12' x 25'-1"	3'-7", 5'-5"		6,000	213	Page 5	Type 0
Jamaica	LD	9'-10" x 19'-9"	3'-2", 5'		3,750	138	Page 5	Type 0
Java	JV	12' x 26'-9"	3'-6", 5'-5"		6,800	233	Page 5	Type 0
Key West	BFF	12' x 25'-7"	3'-7", 6'		9,000	230	Page 5	Type 0
Laguna	LG	14' x 30'	3'-6", 6'		10,000	310	Page 5	Type 0
Laguna Deluxe	LGX	14' x 30'	4', 6'		9,000	300	Page 5	Type 0
Milan	CTL	10' x 16'	4'		2,450	135	Page 5	Type 0
Olympia 12	FR12	12' x 26'	3'-6", 5'-8"		7,600	275	Page 5	Type 0
Olympia 14	FR14	14' x 30'	3'-6", 6'		1,120	377	Page 5	Type 0
Pleasant Cove	BHPL	11'-6" x 21'-7"	3'-5", 5'-6"		5,000	453	Page 5	Type 0
Providence 14	SE14	14' x 30'	3'-6", 6'-1"		7,900	371	Page 5	Type 0
Rockport	RP	14' x 30'	3'-7", 5'-11"		12,800	314	Page 5	Type 0
St. Lucia	CM	12'-3" x 23'-11"	3'-6", 5'		6,000	211	Page 5	Type 0
St. Thomas	L	14' x 31'-6"	3'-7", 7'		13,700	396	Page 5	Type 0
Sunset Bay	BHSY	14' x 32'	4', 6'-6"		10,000	377	Page 6	Type 0
Tuscan 11.20	SYM06	11'-1" x 20'-3"	3'-11", 5'-2"		5,000	168	Page 6	Type 0
Tuscan 13.24	SYM07	12'-10" x 23'-7"	3'-11", 5'-5"		6,100	229	Page 6	Type 0
Tuscan 14.27	SYM08	13'-9" x 26'-10"	3'-11", 5'-9"		7,900	288	Page 6	Type 0
Tuscan 14.30	SYM09	13'-9" x 30'-4"	3'-11", 5'-11"		10,000	325	Page 6	Type 0
Tuscan 14.40	SYM12	13'-9" x 39'-11"	3'-11", 6'-8"		12,200	459	Page 6	Type 0
Valencia	ST	14'-4" x 27'-7"	3'-7", 5'-10"		10,000	288	Page 6	Type 0
Vista Isle	BHVI	12' x 28'	3', 6'-10"		8,000	294	Page 6	Type 0

TABLE 3- SPAS

SPAS	CODE	SIZE	DEPTHS		GALLONS	SQUARE PAGE	
			WIDTH x LENGTH	SHALLOW, DEEP		FEET	NUMBER
Mystic	M	10' x 10'	3'-4"		550	64	7
Mystic Spillover	MSW	10' x 11'	3'-4"		550	64	7
Placid	BOS	8'-4" x 8'-4"	3'		475	45	7
Placid Spillover	BOSSW	8'-4" x 9'-4"	3'		475	45	7
Regal	RG	8' x 10'	3'-4"		600	52	7
Regal Spillover	RGSW	9' x 10'	3'-4"		600	52	7
Royal	RV	8' x 10'	3'-4"		600	63	7
Royal Spillover	RYSW	8'-10" x 10'	3'-4"		600	63	7
Shasta	LRS	7' x 7'	3'		420	31	7
Shasta Spillover	LRSW	7' x 8'	3'		420	31	7
Superior	CS	8' x 12'-5"	3'		700	73	7
Superior Spillover	CSSW	9' x 12'-5"	3'		700	73	7
Tahoe	LOS	7'-6" x 7'-6"	3'		450	37	7
Tahoe Spillover	LOSSW	7'-6" x 8'-6"	3'		450	37	7
Hermosa	VFTL	6'-10" x 10'-7"	10"		200	50	7
Semicle	TSCT	8'-4" x 16'	10"		400	92	7

TABLE 2- POOLS

ABOVE GROUND INSTALLATION	
CODES	CODES
ARU	AL
CP	SP
RT12	B
CRUM	FR12
FP	LD
JV	BFF
CRUD	MTK
CTL	BHPL
BH38	

Reviewed by:

Donald R. Poindexter, PE
Florida Lic. No. 64901
4119 Trinity Dr Santa Rosa CA 95405
Phone 707-494-8761

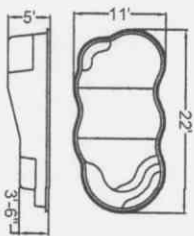


NOTES

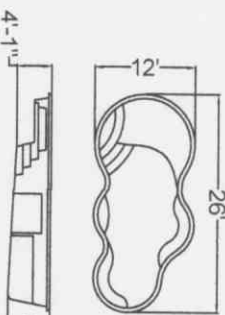
Latham Pool Products Inc.
DBA Latham Grand, Latham Select
Viking Pool, Blue Hawaiian Pools, Trilogy Pools
ICC Evaluation Report Number (ESR-2014)

Latham, NY Phone: (800) 833-3800
Jane Lew, WV Phone: (304) 884-6954 Fax: (304) 884-7198
Midland, TX Phone: (432) 561-9933 Fax: (432) 561-9934
Williams, CA Phone: (530) 473-5319 Fax: (530) 473-5393
Zephyrhills, FL Phone: (813) 783-7439 Fax: (813) 783-7214

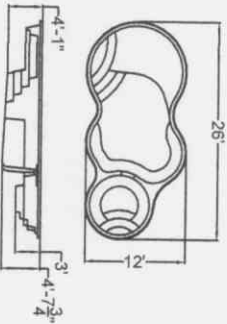
Length, width and depth may vary up to 3% - all dimensions are to outside edge of coping, measured from parallel lines.



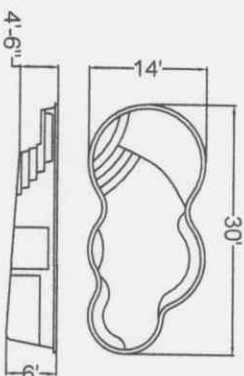
ARUBA - ARU
5,200 Gal. Approx.



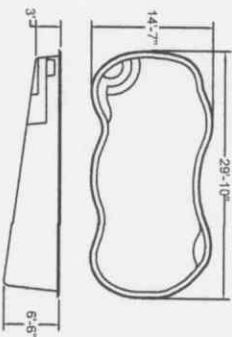
AXIOM 12/ECLIPSE - CRUM
5,500 gal. approx.



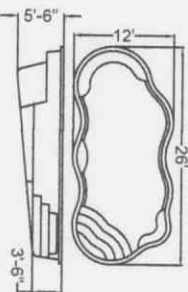
AXIOM 12 DELUXE/MALIBU - CRUD
4,400 Gal. Approx.



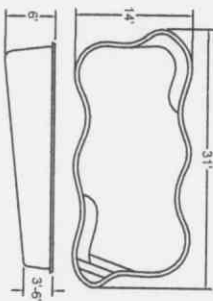
AXIOM 14/NEBULA - CRUL
8,000 gal. approx.



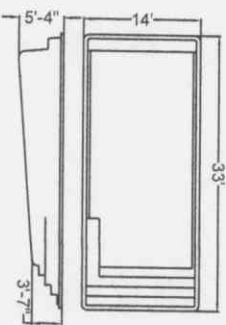
BAY ISLE - BHHY
10,000 Gal. Approx.



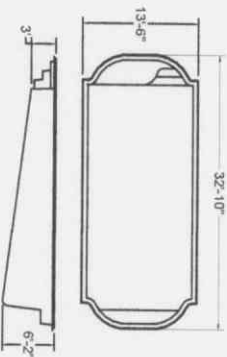
BERMUDA - AL
7,000 gal. approx.



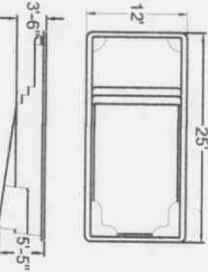
CAPE COD - CA
12,000 gal. approx.



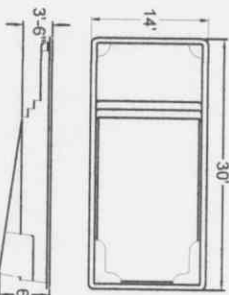
CLAREMONT - V
11,700 Gal. Approx.



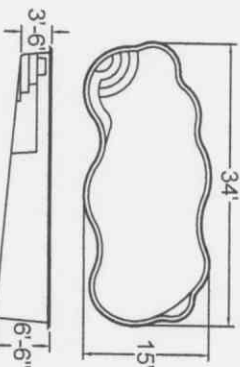
CLASSIC COVE - BHCC
11,300 Gal. Approx.



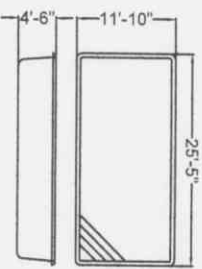
CORINTHIAN 12 - RT12
5,100 gal. approx.



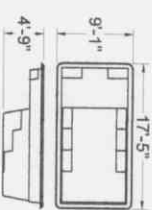
CORINTHIAN 14 - RT14
8,200 gal. approx.



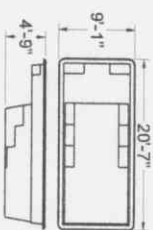
CORONADO - BHBI
13,000 Gal. Approx.



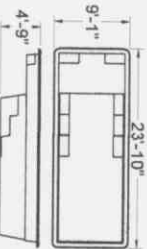
DELRAY - B
8,100 gal. approx.



ENCHANTMENT 9.17 - NIROS
3,200 gal. approx.




ENCHANTMENT 9.21 - NIROS
4,000 gal. approx.



ENCHANTMENT 9.24 - NIROS
4,800 gal. approx.

Reviewed by:

Donald R. Poindexter, PE
Florida Lic. No. 64901
4119 Trinity Dr Santa Rosa CA 95405
Phone: (916) 444-7161
Email: drpoindexter@earthlink.net



NOTES

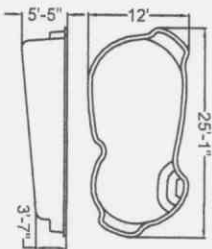
Blank lines for notes.

Latham Pool Products Inc.
DBA Latham Grand, Latham Select
Viking Pool, Blue Hawaiian Pools, Trilogy Pools
ICC Evaluation Report Number (ESR-2014)

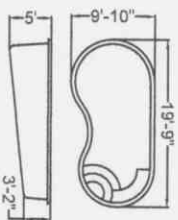
Latham, NY Phone: (800) 833-3800
Jane Lew, WV Phone: (304) 884-6954 Fax: (304) 884-7198
Midland, TX Phone: (432) 561-9933 Fax: (432) 561-9934
Williams, CA Phone: (530) 473-5319 Fax: (530) 473-5393
Zephyrhills, FL Phone: (813) 783-7439 Fax: (813) 783-7214

Models in this frame are not currently on the ICC
ESR-2014 Report.

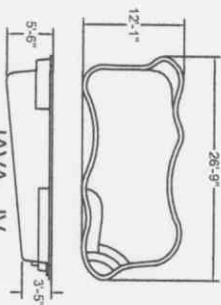
Length, width and depth may vary up to 3% - all dimensions are to outside edge of coping, measured from parallel lines.



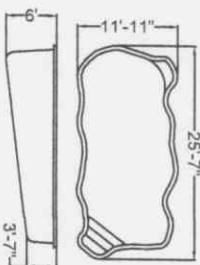
FREEPORT - FP
6,000 gal. approx.



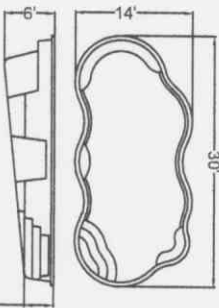
JAMAICA - LD
3,750 gal. approx.



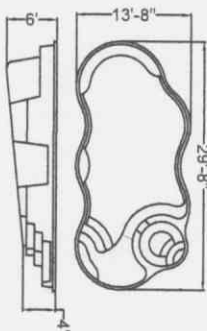
JAVA - JV
6,800 Gal. Approx.



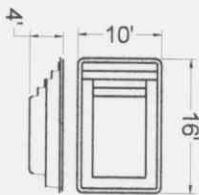
KEY WEST - BFF
9,000 gal. approx.



LAGUNA - LG
10,000 gal. approx.



LAGUNA DELUXE - LGX
9,000 gal. approx.



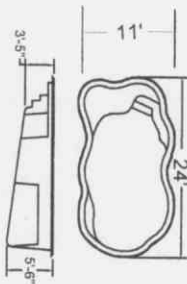
MILAN-CTL
2,450 gal. approx.



OLYMPIA 12/EMPRESS - FR12
7,600 gal. approx.



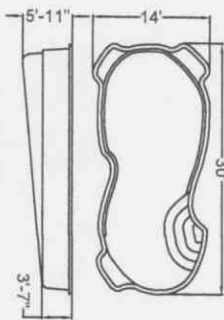
OLYMPIA 14/MAJESTY - FR14
11,200 gal. approx.



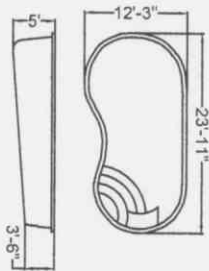
PLEASANT COVE - BHPL
5,000 Gal. Approx.



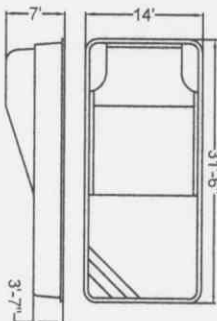
PROVIDENCE 14 - SE14
7,900 gal. approx.



ROCKPORT - RP
12,800 gal. approx.




ST. LUCIA - CM
6,000 gal. approx.



ST. THOMAS - L
13,700 gal. approx.

Reviewed by:

Donald R. Poindexter, PE
Florida Lic. No. 64901
4119 Trinity Dr Santa Rosa CA 95405
Phone 707-494-8761



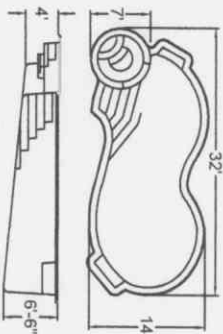
NOTES

Blank lines for notes.

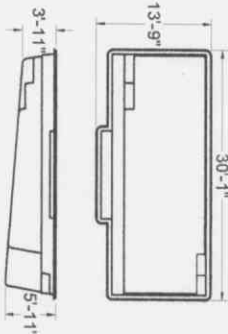
Latham Pool Products Inc.
DBA Latham Grand, Latham Select
Viking Pool, Blue Hawaiian Pools, Trilogy Pools
ICC Evaluation Report Number (ESR-2014)

Latham, NY Phone: (800) 833-3800
Jane Lew, WV Phone: (304) 884-6954 Fax: (304) 884-7198
Midland, TX Phone: (432) 561-9933 Fax: (432) 561-9934
Williams, CA Phone: (530) 473-5319 Fax: (530) 473-5393
Zephyrhills, FL Phone: (813) 783-7439 Fax: (813) 783-7214

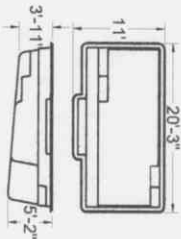
Length, width and depth may vary up to 3% - all dimensions are to outside edge of coping, measured from parallel lines.



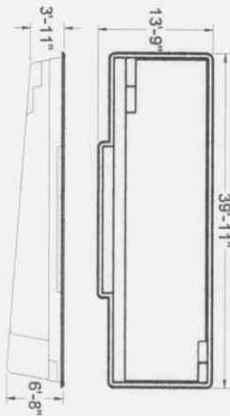
SUNSET BAY - BHSY
10,000 Gal. Approx.



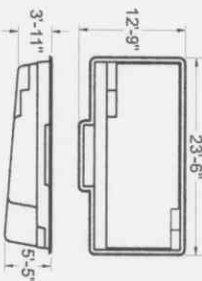
TUSCAN 14.30 - SYM09
10,000 gal. approx.



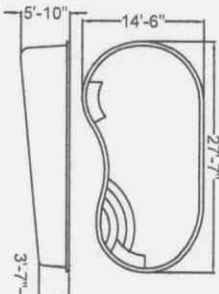
TUSCAN 11.20 - SYM06
3,700 gal. approx.



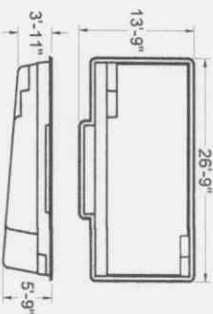
TUSCAN 14.40 - SYM12
12,200 gal. approx.



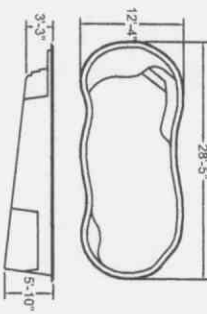
TUSCAN 13.24 - SYM07
5,000 gal. approx.



VALENCIA - ST
10,000 gal. approx.




TUSCAN 14.27 - SYM08
7,900 gal. approx.



VISTA ISLE - BHM1
8,000 Gal. Approx.

Reviewed by:

Donald R. Poindexter, PE
Florida Lic. No. 64901
4119 Trinity Dr Santa Rosa CA 95405
Phone 707-494-8761



NOTES

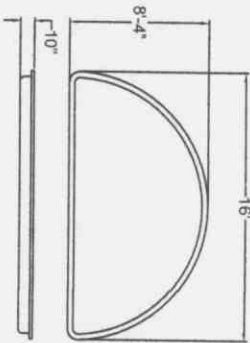
Blank lines for notes.

Latham Pool Products Inc.
DBA Latham Grand, Latham Select
Viking Pool, Blue Hawaiian Pools, Trilogy Pools
ICC Evaluation Report Number (ESR-2014)

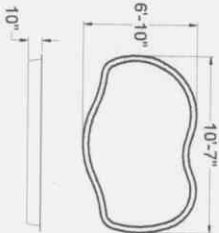
Latham, NY Phone: (800) 833-3800
Jane Lew, WV Phone: (304) 884-6954 Fax: (304) 884-7198
Midland, TX Phone: (432) 561-9933 Fax: (432) 561-9934
Williams, CA Phone: (530) 473-5319 Fax: (530) 473-5393
Zephyrhills, FL Phone: (813) 783-7439 Fax: (813) 783-7214

Length, width and depth may vary up to 3% - all dimensions are to outside edge of coping, measured from parallel lines.

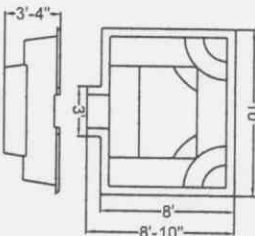
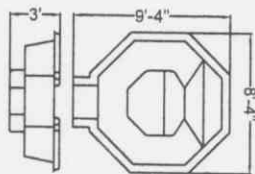
SEMI CIRCLE TANNING LEDGE - TSCT
400 Gal. Approx.



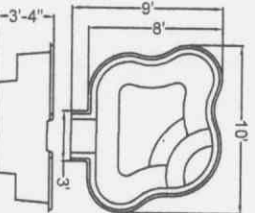
HERMOSA - VFTL
200 Gal. Approx.



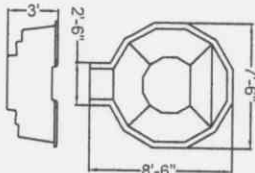
PLACID SPILLWAY - BOSSW ROYAL SPILLWAY - RSW
475 Gal. Approx. 600 Gal. Approx.



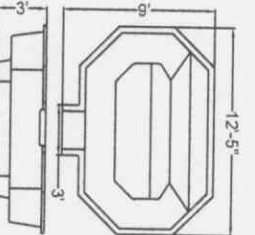
REGAL SPILLWAY - RGSW
600 Gal. Approx.



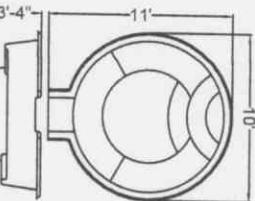
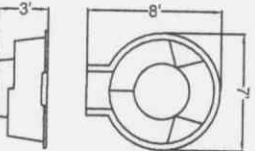
TAHOE SPILLWAY - LOSSW
450 Gal. Approx.



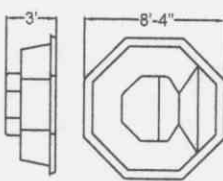
SUPERIOR SPILLWAY - CSSW
700 Gal. Approx.



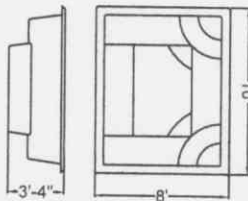
SHASTA SPILLWAY - LRSSW MYSTIC SPILLWAY - MSW
420 Gal. Approx. 550 Gal. Approx.



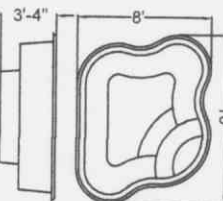
PLACID - BOS
475 Gal. Approx.



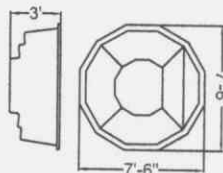
ROYAL - RY
600 Gal. Approx.



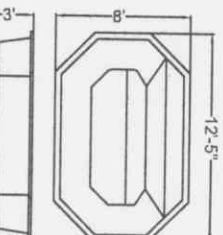
REGAL - RG
600 Gal. Approx.



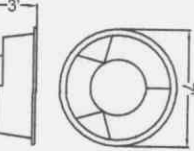
TAHOE - LOS
450 Gal. Approx.



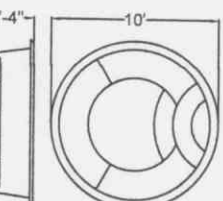
SUPERIOR - CS
700 Gal. Approx.



SHASTA - LRS
420 Gal. Approx.




MYSTIC - M
550 Gal. Approx.



Reviewed by:

Donald R. Poindexter, PE
Florida Lic. No. 64901
4119 Trinity Dr Santa Rosa CA 95405
Phone 707-494-8761

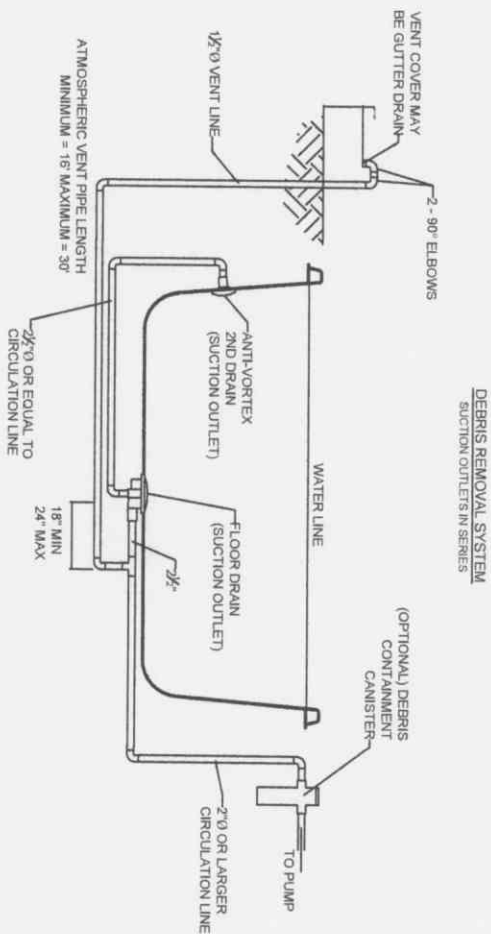


Latham Pool Products Inc.
DBA Latham Grand, Latham Select
Viking Pool, Blue Hawaiian Pools, Trilogy Pools
ICC Evaluation Report Number (ESR-2014)

Latham, NY Phone: (800) 833-3800
Jane Lew, WV Phone: (304) 884-6954 Fax: (304) 884-7198
Midland, TX Phone: (432) 561-9933 Fax: (432) 561-9934
Williams, CA Phone: (530) 473-5319 Fax: (530) 473-5393
Zephyrhills, FL Phone: (813) 783-7439 Fax: (813) 783-7214

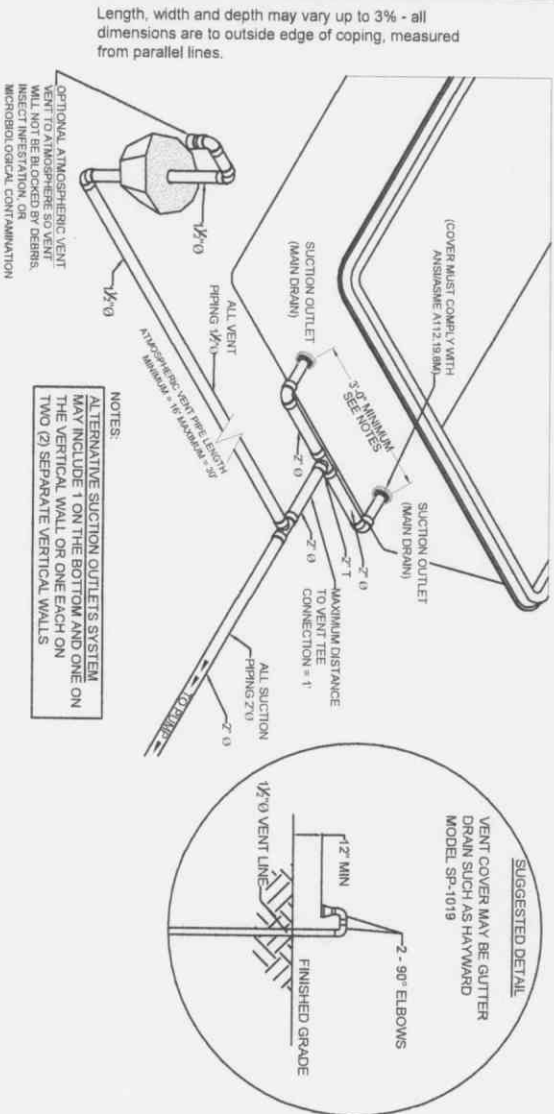
NOTES

Blank lines for notes.

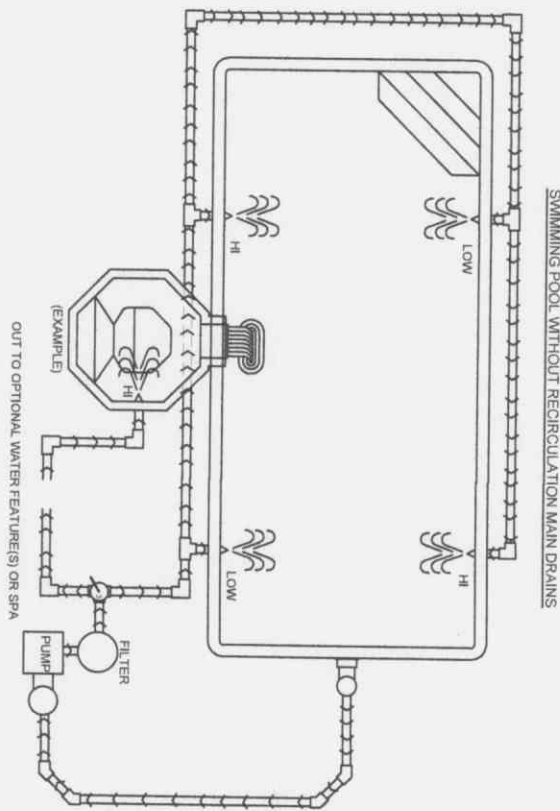


GENERAL NOTES

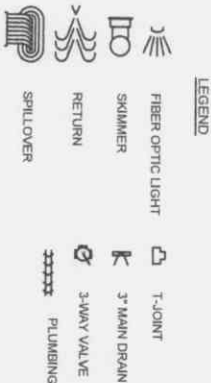
1. THE DEBRIS REMOVAL SYSTEM IS TO BE INSTALLED IN ACCORDANCE WITH DRAIN MANUFACTURER'S RECOMMENDATIONS.
2. CONTRACTOR TO INSTALL VACUUM RELIEF BACKUP SYSTEM IN ACCORDANCE WITH 2020 FBC-BUILDING AND RESIDENTIAL.
3. ALL PIPING TO BE SCHEDULE 40 PVC BEARING NSF APPROVAL UNLESS OTHERWISE NOTED.
4. THE FLOOR DRAIN AND DRAIN COVERS MEET THE REQUIREMENTS OF ANSI/APSP/ICC-16 2017 SUCTION OUTLET FITTING ASSEMBLIES AND ANSI/APSP/ICC-7 2020 STANDARD FOR SUCTION ENTRAPMENT AVOIDANCE.
5. THIS DRAWING WILL SUPPLEMENT CONTRACTOR'S SPECIFICATION DRAWING ON FILE. FOR METHODS AND MATERIALS OF CONSTRUCTION, REFER TO CONTRACTOR'S ENGINEERED AND SEALED SPECIFICATION DRAWING ON FILE WITH THE BUILDING DEPARTMENT.
6. ATTACH PLACARD WHICH STATES THAT VENT IS A SWIMMING POOL SAFETY DEVICE AND SHOULD NOT BE TAMPERED WITH.
7. THE MAXIMUM VACUUM WITH ONE SLUMP PLUGGED AND TO RELEASE A BODY ENTRAPMENT ON THE OTHER SLUMP WILL NOT EXCEED 4.5 INCHES OF MERCURY IN 3 SECONDS.
8. MAXIMUM SUCTION PIPE VELOCITY SIX (6) FPS OR 59 GPM.
9. AN APPROVED VACUUM RELEASE SYSTEM SUCH AS THE VAC-ALERT SVMS SYSTEM IS AN ALTERNATIVE TO THE OTHER SYSTEMS SHOWN.



DUAL SUCTION OUTLETS IN PARALLEL WITH OPTIONAL ATMOSPHERIC VENT SYSTEM...
TO BE INSTALLED IN ACCORD WITH 2020 FBC-BUILDING AND RESIDENTIAL,
ANSI/APSP/ICC-16 2017 AND ANSI/APSP/ICC-7 2020 Suction Entrapment Avoidance



- STANDARD NOTES
1. USE SCHEDULE 40 PIPE.
 2. DO NOT USE 90 DEGREE ELBOWS ON SUCTION SIDE.
 3. CHECK VALVES MAY BE NEEDED IF EQUIPMENT IS MORE THAN 18" ABOVE WATER LINE.
 4. KEEP VALVES WITHIN 5' OF THE PUMP AND/OR FILTER.



Reviewed by:

Donald R. Poindexter, PE
Florida Lic. No. 64901
4119 Trinity Dr Santa Rosa CA 95405
Phone 707-494-8761



NOTES

Notes section with lines for additional information.

Latham Pool Products Inc.
DBA Latham Grand, Latham Select
Viking Pool, Blue Hawaiian Pools, Trilogy Pools
ICC Evaluation Report Number (ESR-2014)

Latham, NY Phone: (800) 833-3800
Jane Lew, WV Phone: (304) 884-6954 Fax: (304) 884-7198
Midland, TX Phone: (432) 561-9933 Fax: (432) 561-9934
Williams, CA Phone: (530) 473-5319 Fax: (530) 473-5393
Zephyrhills, FL Phone: (813) 783-7439 Fax: (813) 783-7214

Page 8 of 8
Alternative
Recirculation
Systems
C-008