



## COLUMBIA COUNTY BUILDING DEPARTMENT

135 NE Hernando Ave., Suite B-21

Lake City, FL 32055

Office: 386-758-1008 Fax: 386-758-2160


Application Number \_\_\_\_\_

### NOTICE TO SWIMMING POOL OWNERS

I Thomas or Joyce Cannon have been informed and I understand that prior to the final inspection approval and use of my pool, I will need all the inspections approved and the required fencing installed in accordance with applicable regulations. The Florida Building Code requires private residential swimming pools, hot tubs, or non-portable spas containing water over 24 inches deep to meet the following pool barrier safety feature requirements:


- The pool access must be isolated by a barrier at least 4 feet high and installed around the perimeter of the pool. Unless the pool is equipped with a safety cover complying with the specifications of American Society for Testing and Materials standard F-1346-91.
- The barrier shall not have any gaps or openings which would allow a child to crawl under, squeeze through or climb over and must be placed no less than 20 inches from the water's edge.
- Gates located in the pool barrier must open outward away from the pool and be both self-closing and self latching, with a release mechanism not less than 54" above the standing surface at the gate.
- The barrier must be separate from any other fence, wall, or other enclosure surrounding the yard unless the fence, wall or other enclosure or portion thereof is situated on the perimeter of the pool and meets the pool barrier requirements.
- Where a wall of a dwelling serves as part of the barrier **one** of the following shall apply:
  - 1) All doors and first floor windows with a sill height of less than 48 inches providing direct access from the home to the pool must be equipped with an alarm that has a minimum sound pressure rating of 85 decibels at 10 feet. The alarm shall sound immediately upon opening the window or door unless the temporary bypass mechanism is activated.
  - 2) **Or;** all doors providing direct access from the home to the pool must be equipped with a self-closing, self-latching device with a release mechanism located at least 54 inches above the floor.

According to Florida statutes chapter 0515: Residential Swimming Pool Safety Act, failure to comply with these requirements is a misdemeanor of the second degree, punishable by imprisonment for up to 60 days or a fine of up to \$500, except that no penalty shall be imposed if within 45 days after arrest or issuance of a summons or notice to appear, the pool is equipped with the aforementioned safety features and the responsible person attends a drowning prevention education program developed by the Florida Department of Health. I also understand that there are several inspections required in addition to a final inspection for my swimming pool.

 Joyce Cannon  
Owner Signature / Date

Address: 154 S.W. Coles Court Ft. White FL

Myron 7-5-12 CP057105  
Contractor Signature / Date License Number



# CERTIFIED PEELER POOLS

2018 FLOORING CODE (FLOORING)  
2018 FLOORING CODE (FLOORING)  
2018 FLOORING CODE (FLOORING)  
2018 FLOORING CODE (FLOORING)  
2018 FLOORING CODE (FLOORING)

CONSTRUCTION NOTES:  
1. THE CONTRACTOR SHALL BE RESPONSIBLE FOR OBTAINING ALL NECESSARY PERMITS AND APPROVALS FROM THE LOCAL BUILDING DEPARTMENT AND ANY OTHER AGENCIES THAT MAY BE INVOLVED IN THE CONSTRUCTION OF THE POOL.  
2. THE POOL SHALL BE CONSTRUCTED IN ACCORDANCE WITH THE LATEST EDITION OF THE INTERNATIONAL RESIDENTIAL CODE (IRC) AND THE LATEST EDITION OF THE INTERNATIONAL SWIMMING POOL AND SPA SAFETY CODE (ISPPSC).  
3. THE POOL SHALL BE CONSTRUCTED IN ACCORDANCE WITH THE LATEST EDITION OF THE INTERNATIONAL BUILDING CODE (IBC) AND THE LATEST EDITION OF THE INTERNATIONAL PLUMBING CODE (IPC).  
4. THE POOL SHALL BE CONSTRUCTED IN ACCORDANCE WITH THE LATEST EDITION OF THE INTERNATIONAL MECHANICAL CODE (IMC) AND THE LATEST EDITION OF THE INTERNATIONAL ELECTRICAL CODE (IEC).

SYMBOL	DESCRIPTION
	ELEVATION MARK
	SECTION MARK
	DETAIL CALLOUT
	ELEVATION INDICATOR
	DOOR TAG
	WINDOW TAG
	ROOM TAG
	REVISION CLOUD

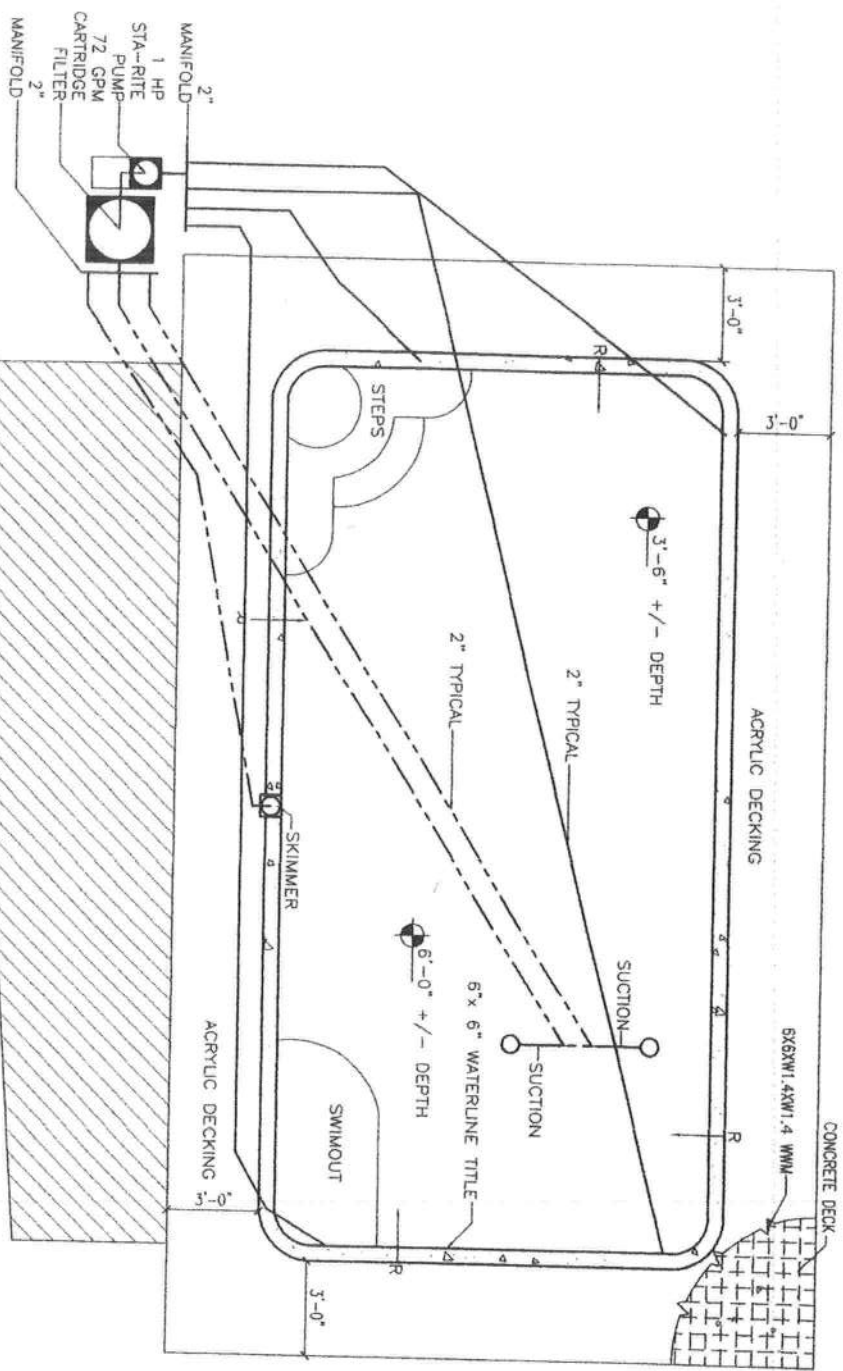
## DRAWING INDEX - BUILDING PACKAGE

SHEET #	SHEET TITLE	REV #	REV DATE
T-1.0	TITLE SHEET	0	05-18-10
S-1.0	SECTIONS	0	05-18-10
A-1.0	PLAN VIEW	0	05-18-10

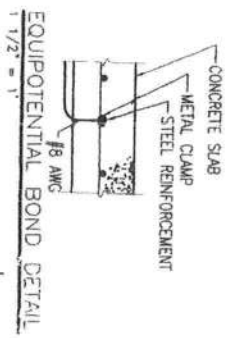
- GENERAL DESIGN REQUIREMENTS:**
- DESIGN DIMENSIONS SHALL COMPLY WITH SPECIFICATIONS IN ANSI/NSPI 5 RESIDENTIAL IN-GROUND POOLS BASED ON THE POOL TYPE AND NSPI 3 PERMANENTLY INSTALLED RESIDENTIAL SPAS.
  - SEE ANSI/NSPI 5 FOR DIVING WATER ENVELOPES.
  - SLIDES SHALL MEET MANUFACTURER'S INSTALLATION REQUIREMENTS.
  - ENTRY/EXIT SHALL COMPLY WITH ANSI/NSPI 5 AND NSPI 3 LADDERS, UNDERWATER SEATS AND SWIM OUTFITS (MAX. 20" BELOW WATER).
  - CIRCULATION SYSTEMS, COMPONENTS & EQUIPMENT SHALL COMPLY WITH NSF 50.
  - THE MAXIMUM TURNOVER RATE IS 12 HOURS.
  - FILTERS SHALL HAVE AN AIR RELIEF AND PRESSURE GAUGE PUMPS 3 HP AND LESS SHALL MEET ANSI/UL 1081.
  - CORROSION RESISTANT STRAINER AND MEET THE REQUIRED FLOW.
  - SURFACE SKIMMERS SHALL MEET NSF 50 AND THERE SHALL BE ONE FOR EVERY 800 SQUARE FEET OF SURFACE AREA.
  - RETURN INLETS SHALL BE A MINIMUM OF ONE FOR EVERY 800 SQ. FT.
  - HEATERS SHALL MEET ANSI-Z21.56 OR UL1261 OR UL559.
  - DISINFECTANT EQUIPMENT SHALL COMPLY WITH NSF 50.
  - PRESSURE TEST PIPING AT 35 PSI FOR 15 MINUTES OR MEET LOCAL CODE IF GREATER.
  - POOL SHAPE IS FREE FORM, ABOVE SHAPE AND DIMENSION ARE APPROXIMATE.
  - ASSUMED SOIL BEARING = 1.5 KSF.
  - INSTALL CONTROL JOINTS @ 20'-0" O.C. IN POOL DECKING.
  - CONCRETE STAIRS ARE 12" TREAD WITH AND 10" MAX. HEIGHT.
  - LIGHTING IF INSTALLED WILL BE FIBER OPTIC OR LED.
  - ALL EQUIPMENTAL BONDING SHALL BE INSTALLED PER 2008 NEC 680.26.
  - SLAB AND FOOTING : 2500 PSI CONCRETE, GRADE 40 STEEL REBAR.

- SPECIAL SPA REQUIREMENTS:**
- MAXIMUM WATER DEPTH 4', MAXIMUM SEAT DEPTH 28".
  - MAXIMUM FLOOR SLOPE 1:12.
  - STEPS: MINIMUM TREAD = 10"x12", MINIMUM RISE=7" MAXIMUM RISE=12" EXCEPT THE BOTTOM STEP MAY BE 14" IF IT IS THE SEAT. INTERMEDIATE TREADS AND RISES TO BE UNIFORM.
  - SLIDES SHALL MEET MANUFACTURER'S INSTALLATION REQUIREMENTS.
  - IF THE SPA IS OPERATED INTERMITTENTLY IT SHALL HAVE A ONE HOUR TURNOVER.
  - MAXIMUM TEMPERATURE IS 104° FARENHEIT.
  - MEET ANSI/NSPI ARTICLE XVII SAFETY INSTRUCTION/SAFETY SIGN.
  - PRESSURE TEST PIPING AT 35 PSI FOR 15 MINUTES OR MEET LOCAL CODE IF GREATER.
  - ELECTRICAL REQUIREMENTS.
  - WIRING AND BONDING AND ALL ELECTRICAL TO NEC ARTICLE 680 OR LOCAL CODE.
  - NO OUTLET OR OVERHEAD POWER WITHIN 10' IF WITHIN 15' PROTECT BY GFI TRANSFORMER MINIMUM 10' FROM POOL.
  - 8" ABOVE WATER J BOX 4" FROM POOL. BRASS TO J BOX OR TRANSFORMER WHICH EVER IS FIRST EXCEPT WHERE PVC IS APPROVED.
  - EQUIPMENTAL BONDING GRID TO BE ACCOMPLISHED PER THE NEC, SECTION 680.26 (C)(3)b.

- ADDITIONAL NOTES:**
- POOL INSTALLATION SHALL BE BY A QUALIFIED AND LICENSED CONTRACTOR, THE INSTALLATION SHALL CONFORM TO ALL LOCAL BUILDING CODES, IE PERMITS, SPECIFICATIONS, CODES, RULES, INSPECTIONS, WORKMANSHIP, ETC.
  - POOL SHELL SHALL BEAR ON UNDISTURBED SOIL, FREE OF PEAT, MUCK, OR OTHER DELETERIOUS MATERIAL OF ANY SIGNIFICANT AMOUNT.
  - BACKFILL MATERIAL MUST NOT CONTAIN ROCKS OR OTHER MATERIALS THAT COULD DAMAGE POOL WALLS.
  - POOL TURNOVER SHALL BE 12 HOURS, MAXIMUM WITH CARTRIDGE FILTER, APPROVED PUMP (MIN 1 HP WITH 29 GPM 60 TDH).
  - STEPS SHALL BE PROVIDED AT THE SHALLOW END OF THE POOL.
  - LADDERS ARE TO BE PROVIDED IN POOLS WITH GREATER THAN 5' DEPTH WITHOUT SWIMOUTS.
  - INSTALL LOW VOLTAGE LIGHT PER NEC 680.
  - DURING HURRICANE WARNING OR ALERT, THIS POOL SHALL BE FILLED WITH WATER.
  - ALL GLASS WITHIN 5' OF WATER'S EDGE SHALL COMPLY WITH R308.4(9) FOR SAFETY GLAZING.



- NOTE:
1. \*EQUIPOTENTIAL BONDING GRID
  - A. USE SOLID #8 AWG OR LARGER COPPER CONDUCTOR TO BOND ALL THE METAL IN AND AROUND THE POOL TOGETHER INTO AN INTERCONNECTED GRID.
  - B. THE REINFORCED CONCRETE DECK AND POOL SHELL WILL SERVE AS AN EQUIPOTENTIAL BONDING GRID
  2. CONTRACTOR TO SPEC. AND DESIGN FINAL PUMPING AND PIPING



PLAN VIEW

PEELER POOLS  
CERTIFIED POOL PLANS  
FLORIDA

P.O. BOX 187  
130 W. HOWARD STREET  
LIVE OAK, FL 32064  
PHONE: (386) 362-3678  
FAX: (386) 362-6133  
GARY J. GILL, PE 51942  
AUTH. # 0451

REV #	DATE	REVISION NOTES
0	05-18-10	ISSUED FOR CONSTRUCTION

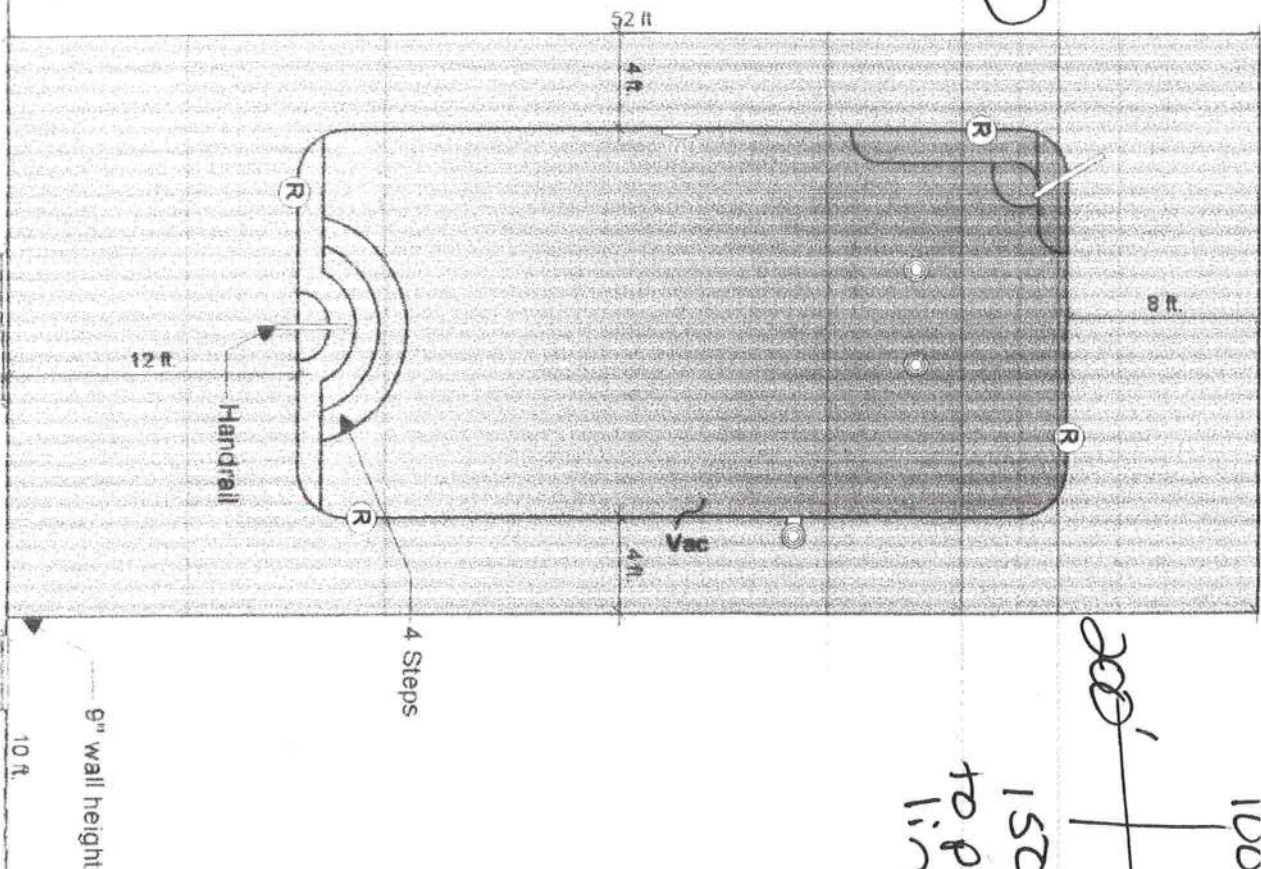
PROJECT #  
PR 12422  
F VULNER  
G.16  
A-1.0

55

090512 Good plan approved  
*Peeler Pools*  
 Signature



739 sf Deck  
 509 sf Pool



100' x 200'  
 150' Front to property line.

**Peeler Pools**  
 9878 S U.S.Hwy 441  
 Lake City FL 32025  
 Phone: 386-755-2848  
 Fax: 386-755-5577  
 Designed by: Raymond Peeler 9/4/2012  
 Designed for: Cannon, Thomas & Joy 154 SW Coles Ct Fort White FL 32038

SCALE: 1/8" = 1'